

# 1 Reducing antimicrobial use on dairy farms 2 using a herd health approach

3 Robert Hyde, David Tisdall, Paddy Gordon, John Remnant

## 4 Introduction

5 Antimicrobial use (AMU) and antimicrobial resistance (AMR) have received a great deal of media  
6 attention, and with the government commissioned O’Neill report calling for a reduction of  
7 unnecessary AMU in agriculture (O’Neill 2015), there is a high level of scrutiny of the livestock  
8 industry. Concerns exist that increased AMU in cattle might increase the prevalence of resistant  
9 pathogens (Saini *et al.*, 2013), and although the importance of agricultural AMU in AMR risk to the  
10 human population is largely unknown (Tang *et al.*, 2017), the potential “One Health” consequences  
11 of inappropriate AMU to both human and animal health means current and future AMU levels  
12 within the dairy industry require careful consideration. Dairy “herd health” is an approach to the  
13 veterinary care of dairy cattle applied at a population level, rather than the individual animal level  
14 (Green 2012). The focus of herd health is on preventing disease in the herd, often using a data driven  
15 approach. It follows that providing effective herd health advice to dairy farms alongside continuous  
16 monitoring and analysis has huge potential to reduce AMU on farm, by preventing disease, and  
17 therefore avoiding the need for antimicrobials. This herd health approach should also improve  
18 animal welfare, reduce cost to the farmer, and increase production – making reductions in AMU  
19 achieved by this route very sustainable. This article outlines key herd health approaches to common  
20 diseases on dairy farms that will result in a decrease in AMU, with a focus on those interventions  
21 most likely to result in the biggest reductions.

## 22 Measuring antimicrobial use

23 Monitoring and benchmarking AMU has been identified as an important intervention to incentivise  
24 reduced AMU in livestock (Speksnijder *et al.*, 2015), and farm assurance schemes now often include

25 an antimicrobial monitoring component (i.e. Red Tractor Farm Assurance). Much as clinical disease  
 26 levels and economic outcomes are commonly calculated to assess the impact of herd health  
 27 interventions, the reduction of AMU can also provide a straightforward, objective measurement of a  
 28 key outcome of interest for UK dairy farms (see Figure 1). The freely available University of  
 29 Nottingham AMU Calculator and Benchmarking Tool provides a simple platform for both  
 30 veterinarians and farmers to assess AMU by both dose and mass based methodologies, as well as  
 31 providing analysis of groups of farms (Hyde *et al.*, 2017) (see Figure 2). A summary of approaches to  
 32 measuring AMU is provided in Box 1. The Responsible Use of Medicines in Agriculture Alliance  
 33 (RUMA) targets task force have created a series of targets for the UK dairy industry using standard  
 34 European Medicines Agency metrics (RUMA 2017), as described in

35 Table 1 The RUMA Target Task Force dairy sector targets compared with the most recent dairy  
 36 antimicrobial usage (AMU) figures from ~31% of the national dairy herd (VARRS 2017).

	<b>Subject</b>	<b>Current dairy AMU (VARRS 2017)</b>	<b>RUMA Target (2020)</b>
1	HP-CIA injectables (mg/PCU)	0.76	0.54
2	HP-CIA intra-mammary use (DCDVet)	0.22	0.17
3	Intra-mammary tubes – dry cow (DCDVet)	0.68	0.67
4	Intra-mammary tubes – lactating cow (DCDVet)	0.82	0.73
5	Sealant tube usage (average number of courses per dairy cow)		0.70
6	Total antimicrobial usage (mg/PCU)	17	21

**HP-CIA: Highest Priority critically important antimicrobials, mg/PCU: milligrams of antimicrobials used per population correction unit, DDDvet: defined daily dose, DCDvet: defined course dose**

37 , and there is continued involvement in this area from organisations such as the Veterinary  
 38 Medicines Directorate (VMD) and the Cattle Health and Welfare Group (CHAWG).

39 *Table 1 The RUMA Target Task Force dairy sector targets compared with the most recent dairy antimicrobial usage (AMU)*  
 40 *figures from ~31% of the national dairy herd (VARRS 2017).*

	<b>Subject</b>	<b>Current dairy AMU (VARRS 2017)</b>	<b>RUMA Target (2020)</b>
1	HP-CIA injectables (mg/PCU)	0.76	0.54
2	HP-CIA intra-mammary use (DCDVet)	0.22	0.17
3	Intra-mammary tubes – dry cow (DCDVet)	0.68	0.67
4	Intra-mammary tubes – lactating cow (DCDVet)	0.82	0.73
5	Sealant tube usage (average number of courses per dairy cow)		0.70
6	Total antimicrobial usage (mg/PCU)	17	21

---

***HP-CIA: Highest Priority critically important antimicrobials, mg/PCU: milligrams of antimicrobials used per population correction unit, DDDvet: defined daily dose, DCDvet: defined course dose***

## Measurements of antimicrobial use

### European medicines agency metrics

mg/PCU = Milligrams of antimicrobial used per population correction unit

DDDvet = Defined daily dose for animals

DCDvet = Defined course dose for animals

AMU can broadly be measured in two ways; by mass- or dose-based methodology. Mass-based methodologies measure the milligrams (mg) of antimicrobial used on a farm, per kg of animal at time of treatment; population correction unit (PCU). Dose based methodologies estimate the number of doses or courses of antimicrobial each animal receives, with injectable antimicrobials being assigned a standard dosage (i.e. Amoxicillin; 8mg/kg), and single treatments such as intramammary tubes counting as a single dose, regardless of mg. Detailed, farm level AMU in British dairy farms have recently been reported (Hyde *et al.*, 2017) with injectable, footbath and oral antimicrobial use being shown to be strong drivers of AMU measured by mg/PCU, and intramammary treatments strong drivers of AMU measured by DDDvet and DCDvet. It is worth noting that topical antimicrobials such as sprays are not included in ESVAC metrics, and whilst dry cow therapy is included in DCDvet and mg/PCU metrics, it is not included in the calculation of DDDvet. One particular point to note when calculating AMU via ESVAC methodology is the use of the 425kg adult dairy cow weight, which has the potential to confuse producers if not explained that this is intended to represent the average weight at time of treatment rather than the actual weight of an adult cow.

Whilst there has been some debate as to which metrics are likely to be most appropriate for the UK situation, there is currently no clear evidence as to which metrics are optimal for recording AMU, and ultimately incentivising reductions in both AMU and AMR. As the veterinarian analysing dairy herd mastitis will employ both SCC and clinical mastitis cases to inform herd level mastitis control decisions, it would appear prudent to apply a combination of both dose and mass-based methodologies when analysing AMU on farms.

A detailed review evaluating metrics available for benchmarking AMU in the dairy industry is available from Mills *et al.*, (2018).

42

## 43 Motivating change

44 The motivations for the use of antimicrobials are complex for both veterinarian and farmer, and the  
45 decision to administer or prescribe can be influenced by a range of often competing intrinsic and  
46 extrinsic factors. Intrinsic factors exert a powerful influence on behaviour. Experience, confidence,

47 attitude to risk and uncertainty all influence an individuals' tendency to administer or prescribe, and  
48 in human medicine, these factors have been found to be some of the biggest determinants of  
49 antimicrobial prescribing rate (De Sutter *et al.*, 2001). It would be unsurprising to find that the same  
50 was true in the farm animal context, where individual treatment decisions are often made by the  
51 farmer in the absence of direct veterinary supervision, and poor compliance with treatment  
52 protocols is common from a UK perspective (Sawant *et al.*, 2005). There are also a range of extrinsic  
53 factors, including the clinical presentation, patient characteristics, economics and withhold times.  
54 Add to this the tendency of antimicrobial users towards defensive prescribing; the "precautionary  
55 principle", encapsulated by the idea of administering antimicrobials "just in case", and the pressure  
56 towards inappropriate use becomes clear. In spite of this, there is clear evidence of motivation  
57 amongst dairy farmers to reduce AMU, and it has also been shown that farmers consider veterinary  
58 surgeons to be the most influential source of information in this regard (Jones *et al.*, 2015). It is  
59 important to acknowledge this complexity when designing any strategy to motivate change in AMU  
60 on farm and to recognise the need to equip veterinary surgeons with appropriate communication  
61 skills training (e.g. motivational interviewing) (Bard *et al.*, 2017; van Dijk *et al.*, 2017)

62 Proactive, multi-disciplinary, collaborative approaches from veterinarians to improve animal health  
63 alongside targeted reductions of the use of highest priority critically important antimicrobials (HP-  
64 CIAs, which include 3<sup>rd</sup> and 4<sup>th</sup> generation cephalosporins, fluoroquinolones and colistin) have been  
65 shown to be effective, without significant effect on animal health outcomes (Tisdall *et al.*, 2016;  
66 Turner *et al.*, 2018). When farmers are drawn in as partners in the process and the competing  
67 factors which influence motivation are addressed, revisions in AMU policy as part of a proactive  
68 approach to herd health management becomes routine, and real behavioural change can occur.  
69 Farmer training on compliance and responsible use (such as the avoidance of HP-CIAs) is important,  
70 but information alone is insufficient to produce lasting behavioural change. The importance of  
71 intentional, one-to-one conversations with veterinary surgeons who are modelling best-practice,

72 alongside the powerful influence of changing social norms and farmer role models should not be  
73 underestimated.

## 74 Herd Health

75 A summary of the key areas of dairy cow herd health that can lead to AMU reduction follows. A  
76 summary of key interventions for each area is provided in Box 2 and the potential impact in Figure 3.

*Box 2 A summary of the key interventions to reduce inappropriate AMU on dairy farms using a herd health approach*

The following list summarises some key steps in dairy herd health that are likely to reduce inappropriate AMU on dairy farms

- Udder health
  - Reduction in clinical mastitis incidence by implementing, for example, the AHDB dairy mastitis control plan
  - Cease use of injectable antimicrobial mastitis therapy as an adjunct to intra-mammary therapy and use NSAIDs instead
  - Implement selective dry cow therapy to reduce AMU and reduce Gram negative mastitis cases post-calving
  - Consider if on farm culture could be appropriate (e.g. low levels of Gram positive mastitis, and only if considering not treating Gram negative cases, which may not be economically worthwhile)
- Lameness
  - Eliminate the use of antibiotic footbaths
  - Identify lameness prevalence and predominant lesion(s)
  - Ensure early detection and treatment
  - Treat claw horn disease with NSAIDs and block, not antimicrobials
  - Implement effective prevention strategies (e.g. improve cubicle comfort, improve hygiene)
- Reproductive health
  - Monitor calving health, disease incidence, energy balance and levels of hypocalcaemia in order to effectively implement control strategies if above target levels.
  - Optimise transition cow nutrition, housing and management
  - Eliminate use of highest priority critically important antimicrobials (HP-CIAs) e.g. *Ceftiofur*
- Youngstock
  - Monitor and ensure adequate passive transfer/colostrum intake
  - Optimise environmental conditions (e.g. bedding hygiene, ventilation) and nutrition
  - Avoid the use of antimicrobials in the treatment of calf diarrhoea, in the absence of clinical signs consistent with septicaemia and culture and sensitivity testing
  - Consider respiratory disease vaccination if appropriate
  - Eliminate the use of in-milk antimicrobials for prophylaxis/metaphylaxis
- Infectious disease
  - Ascertain current disease status and implement appropriate biosecurity
  - Join or align with national initiatives (i.e. BVD eradication) where appropriate
  - Use vaccination to help control endemic disease when required (BVD, respiratory disease etc)

## 77 Udder health

78 Mastitis remains one of the greatest challenges to the UK dairy industry (Bradley 2002), and can  
79 significantly affect AMU; being responsible for up to 68% of AMU when measured by dose based  
80 methodology (Kuipers *et al.*, 2016). 4 out of the 6 RUMA dairy sector targets relate directly to  
81 mastitis therapy (Table 1), and by reducing both clinical mastitis and antimicrobial dry cow therapy a  
82 significant reduction in dairy farm AMU can be achieved (Kromker and Leimbach 2017).

83 One method of mastitis reduction with a strong evidence base is the implementation of the AHDB  
84 Dairy Mastitis Control Plan (DMCP: [www.dairy.ahdb.org.uk/technical-services/mastitis-control-plan](http://www.dairy.ahdb.org.uk/technical-services/mastitis-control-plan)),  
85 with plan users being shown to achieve a 20 percent reduction in clinical mastitis incidence  
86 compared with control farms (Green *et al.*, 2007). Recent data suggests a 40 percent decrease in  
87 lactating cow intra-mammary AMU achieved via use of the DMCP (Bradley *et al.*, 2017, Breen *et al.*,  
88 2017) (Box 3). Generally unnecessary additional treatments such as the use of parenteral  
89 antimicrobials have no beneficial effects on the outcomes of mild/moderate clinical mastitis (Wenz  
90 *et al.*, 2005), and the use of systemic antimicrobials can contribute to high AMU (mg/PCU) on dairy  
91 farms (Hyde *et al.*, 2017). In contrast, the use of non-steroidal anti-inflammatory medication  
92 (NSAIDs) have clear benefits in the treatment of clinical mastitis and should be encouraged (Leslie  
93 and Petersson-Wolfe 2012). Gram negative mastitis may cure spontaneously without the use of  
94 antimicrobials, and as a result, interest in the use of on-farm culture systems to target treatment is  
95 increasing (Lago *et al.*, 2011). Culture of mild clinical cases prior to antimicrobial treatment allows  
96 determination of bacterial cause avoiding unnecessary treatment. Caution is urged however, as due  
97 to decreased cure rates associated with delaying treatment of gram positive cases, this may not be  
98 cost effective for all UK farms (Down *et al.*, 2017). The blanket use of antimicrobial dry cow therapy  
99 (DCT) regardless of infection status is challenging to justify, and selective DCT using recent somatic  
100 cell count and clinical mastitis data (for example having a somatic cell count <200,000 cells/ml and  
101 no clinical mastitis within the last 3 individual monthly recordings (Bradley *et al.*, 2010)) can  
102 dramatically reduce AMU when measuring DCDvet. In addition, the use of selective DCT has been

103 found to decrease prevalence of *E.coli* clinical mastitis cases post-calving (Bradley *et al.*, 2010)  
104 compared with antimicrobial DCT, resulting in a potential reduction in disease incidence alongside a  
105 reduction in AMU.

106 With a primary focus on the reduction of clinical mastitis incidence through the implementation of  
107 the DMCP, the reduction in generally unnecessary treatments such as parenteral therapy of  
108 mild/moderate cases, and adoption of selective DCT, it should be possible to dramatically reduce  
109 mastitis related AMU. It is worth noting reductions in intramammary usage primarily impacts dose or  
110 course based measures (rather than mass) as intra-mammary preparations typically have lower  
111 amounts of antimicrobial compared to systemic treatments. The role of the farm animal veterinarian  
112 must extend far beyond the treatment of individual cases of mastitis, and epidemiological data  
113 analysis skills in determining mastitis origin at herd level are likely to be extremely important in  
114 implementing effective mastitis control measures (Green *et al.*, 2007).

*Box 3. Example reductions in AMU through implementation of the AHDB Dairy Mastitis Control Plan*

The implementation of the AHDB Dairy Mastitis Control Plan on a 600 cow dairy farm has been described as a case report (Breen *et al.*, 2017), highlighting a reduction of clinical mastitis cases from a rate of 60-70 cases per 100 cows/year to less than 20 cases per 100 cows/year. Following analysis of herd level clinical mastitis and somatic cell count data, a focus on dry cow cubicle management as well as drying off technique resulted in dramatic reductions in both clinical and subclinical mastitis. This was paired with a reduction in AMU from 40mg/PCU and 14 DDDvet to 26mg/PCU and 7 DDDvet over a 3-year period, highlighting the positive impact that herd level interventions can have on both animal health and welfare whilst simultaneously reducing AMU.

115

## 116 Lameness

117 Lameness is a common presentation in dairy cattle and significant cause of financial loss and poor  
118 welfare. The most common causes of lameness are conditions of the foot, and these can be divided  
119 into claw horn lesions (sole haemorrhage/sole ulcer and white line disease) and soft tissue infections  
120 (interdigital phlegmon and digital dermatitis) (Archer *et al.*, 2010). Investigations of lameness at a



121 herd level should aim to establish prevalence (for example by mobility scoring) and the predominant  
122 lesion types present on the farm by examining the feet of lame cows and analysing foot trimming  
123 records.

124 A discussion of the causes of claw horn lesions is beyond the scope of this article, and has been  
125 undertaken elsewhere (Mahendran and Bell, 2015). However, it is clear bacterial infection is not  
126 thought to play a role in the pathogenesis (Newsome *et al.*, 2016). It should not be necessary to  
127 treat claw horn lesions with antimicrobials and the best outcomes for the treatment of claw horn  
128 disease are achieved with the application of a foot block and the administration of a NSAID (Thomas  
129 *et al.*, 2015). When detection and treatment are delayed, cure rates decline (Thomas *et al.*, 2016),  
130 and regular mobility scoring has been described as an effective way of identifying early cases  
131 (Groenevelt *et al.*, 2014). As well as better outcomes for the cows, early and effective treatment  
132 should prevent cases progressing to deep digital sepsis and other complications where  
133 antimicrobials would be required. Lame cows should not be given injectable antimicrobials as an  
134 alternative to examination of the foot. Prevention of the lesions should focus on improving lying  
135 comfort, reducing standing times, and reducing potential trauma (inappropriately sharp turns and  
136 high stocking rates), and regular foot trimming to quickly treat cows that do become lame.

137 Soft tissue lameness is more likely to be bacterial in origin with interdigital phlegmon (foul) caused  
138 by *Fusobacterium necrophorum* and other bacteria and digital dermatitis thought to be caused by  
139 *Treponema* species (Maxwell *et al.*, 2015). Clearly in these cases antimicrobial treatment may be  
140 justified, although only topical treatment is required for most digital dermatitis lesions (Laven and  
141 Logue 2006). Cure rates remain low with common topical and systemic treatments and improved  
142 antimicrobial or non-antimicrobial treatment protocols are required and may be developed (Evans *et*  
143 *al.*, 2016). Prevention should focus on improving environmental hygiene and in particular underfoot  
144 conditions. Regular use of a disinfectant foot bath is an essential measure in the control of digital  
145 dermatitis with evidence to support the use of both formalin and copper sulphate products (Bell *et*

146 *al.*, 2014). Care needs to be taken with either product, formalin is a carcinogen and alongside  
147 concerns of environmental accumulation there is evidence that heavy metals such as copper may  
148 select for AMR (Hobman & Crossman, 2018). Anecdotally, some herds have used antibiotic footbaths  
149 to control digital dermatitis. This practice is associated with extremely high levels of AMU, with  
150 farms using antibiotic footbaths being far more likely to be “high users” overall ( Hyde *et al.*, 2017)  
151 and is no longer considered acceptable or necessary (Bell *et al.*,2017). Where the prevalence of  
152 acute digital dermatitis is high and/or disinfectant footbaths would cause too much discomfort to  
153 affected cows then targeted topical treatment (for example the application of oxytetracycline spray)  
154 of individual animals should be carried out, resulting in a significantly decreased level of AMU  
155 compared with herd level antibiotic footbathing.

## 156 [Reproduction](#)

157 Postpartum reproductive disease is relatively common in dairy cows, and the combination of  
158 reduced fertility, increased risk of culling, and increased AMU associated with these conditions  
159 makes their control and prevention extremely important (Gilbert 2016). The treatment of  
160 postpartum diseases such as metritis have historically involved the use of ceftiofur, however the use  
161 of HP-CIAs essential for human medicine largely on the basis of zero milk withdrawal is extremely  
162 difficult to defend. Many alternatives to HP-CIAs exist, and these should be considered wherever  
163 possible, particularly in light of recent farm assurance changes such as the Red Tractor antibiotic  
164 standards. Practitioners should be aware that the swapping of HP-CIAs to non-critical alternatives  
165 may result in an increase in overall AMU as measured by mass based methodologies, due to the  
166 relatively low dosing requirements of HP-CIAs (i.e. ceftiofur dosage: 1mg/kg, amoxicillin: 8mg/kg).  
167 Also to be considered are bulk tank residue failures if farmers’ are not adequately informed of milk  
168 withdrawal requirements of HP-CIA alternatives, as well as the significant risks posed by the feeding  
169 of antimicrobial waste milk to calves as a route of disposal (Ricci *et al.*, 2017). Treatment of bacterial  
170 reproductive disease such as metritis with antimicrobials can be justified, however cases of retained  
171 fetal membranes should not need antimicrobial treatment in the absence of pyrexia (Drillich *et al.*,

172 2006). Whilst the treatment of clinical endometritis with intrauterine cephalosporins has been shown in  
173 several studies to improve reproductive outcomes (Hyde & Brennan, 2017), the use of antimicrobial  
174 treatments for reasons other than cow health may be challenging to justify. Alternatives to  
175 antimicrobials such as prostaglandin treatments are widely used, although their efficacy in improving  
176 reproductive outcomes have been called into question (Haimerl *et al.*, 2013). It is far more effective  
177 to prevent diseases such as endometritis than rely on treatment options with limited evidence of  
178 efficacy.

179 The prevention of postpartum reproductive disease focusses on maintaining dry matter intake over  
180 the dry period, reducing negative energy balance and improving hygiene (Gilbert 2016), as well as  
181 minimising social group changes . A diagnostic approach to transition cow disease should focus on  
182 housing, management and nutrition. Key aspects are ensuring adequate feed space, ration  
183 composition and stocking density to maximise feed intake as well as control of hypocalcaemia and  
184 negative energy balance, all of which are areas practitioners can regularly monitor. A minimum feed  
185 space of 76cm per cow has been recommended for transition cows (Cook and Nordlund 2004), with  
186 a minimum required area per cow of 1.25m<sup>2</sup>/1,000 litres/year (Green *et al.*, 2007) in loose housing.  
187 Cows should be assessed for body condition, lameness and infectious disease. Consideration can be  
188 given to the use of preventive treatments, such as a monensin (although it is worth noting monensin  
189 is also an antibiotic) or immune restoratives (Ruiz *et al.*, 2017), although recent studies suggest the  
190 potential for immune restorative products such as pegbovigrastim to have significant detriment to  
191 cow health (Zinicola *et al.*, 2018).

192 Both pre-partum energy balance monitoring with non-esterified fatty acid (NEFA) testing, and post-  
193 partum with beta-hydroxybutyrate (BHB) testing as a herd level strategy to identify both individual  
194 and herd level issues is of value (Ospina *et al.*, 2013). For example, early identification of ketotic  
195 cows via BHB testing and subsequent treatment with propylene glycol might prevent downstream  
196 complications of ketosis such as metritis and left-displacement of the abomasum (LDAs).

197 Furthermore, the regular monitoring of these metabolites at a herd level can be invaluable in  
198 determining where attention best be focused to prevent post-partum reproductive disease.

## 199 Youngstock

200 Neonatal calf diarrhoea and bovine respiratory disease (BRD) are common causes of morbidity and  
201 mortality in calves, and both are frequently treated with antimicrobials. Whilst calf AMU often has a  
202 relatively minor effect on overall herd AMU figures, these diseases represent a significant cost both  
203 in terms of economics and welfare, and remain a great opportunity for AMU reduction relative to  
204 calves. Treatment decisions are complicated by mixed viral, bacterial and protozoal aetiologies, and  
205 patterns of clinical signs which lack specificity for each cause. In addition, a wide range of risk factors  
206 relating to the housing environment and husbandry practices are at play. The combination of  
207 uncertainty surrounding a specific diagnosis, the relatively low cost and practical simplicity of  
208 antimicrobial therapy, and an aversion to risk, potentially all contribute to defensive prescribing in  
209 these cases.

210 The use of calf-side diagnostics can help predominant pathogen identification in cases of calf  
211 diarrhoea, though mixed infections are commonly present. Control should focus on maximising calf  
212 immunity through effective passive transfer of colostral immunity and reducing the pathogen  
213 challenge by improving environmental hygiene (Lorenz *et al.*, 2011). Therapy should focus on fluid  
214 rehydration by oral or intravenous routes, dependant on the degree of shock (Meganck *et al.*, 2014).  
215 NSAIDs are also appropriate, where adequate renal perfusion is maintained. Antimicrobial therapy  
216 of neonatal calf diarrhoea with oral boluses or parenteral injections are not needed, with the  
217 exception of severely sick animals, for example those affected with septicaemia associated with *E.*  
218 *coli* in the first few days of life (Constable 2004).

219 Control of BRD should again focus on achieving adequate passive transfer as well as improving  
220 environmental conditions and nutrition (for example improved ventilation, increased frequency of  
221 bedding and adequate energy intake) (Gorden and Plummer 2010). In closed herds identifying the

222 causative primary pathogens may be of value to inform preventive strategies. Sampling of acute  
223 cases of respiratory disease using broncho-alveolar lavage (BAL), trans-tracheal washes and  
224 conjunctival/nasopharyngeal swabs are techniques underused in clinical practice to inform  
225 treatment decisions. Culture and sensitivity results from post-mortem submissions may have more  
226 limited value in informing treatment decisions because they often represent chronic cases and  
227 treatment failures rather than the primary agent, however post-mortem examination can be  
228 extremely valuable when cases are appropriately selected. Retrospective or ideally paired serology  
229 of cohorts undergoing the same management system can be useful to identify predominant  
230 pathogens, but has less value therapeutically. An extensive range of vaccines are available for the  
231 common causes of respiratory disease, although are unlikely to completely prevent disease in the  
232 presence of poor environmental conditions (Sherwin and Down 2018). Similarly, vaccination of dams  
233 to provide immunity to calves for the causative agents of diarrhoea will not be effective if colostrum  
234 and environmental management is inadequate.

235 Prophylactic use of antimicrobials should be avoided, with a clear emphasis placed on preventing  
236 disease. The use of tetracyclines to medicate milk powder as a control strategy for BRD does not  
237 represent responsible AMU (VMD, 2013), particularly when effective control strategies, including  
238 vaccination are available. The potential for co-selection for resistance to cephalosporins in cattle is  
239 well recognised and should increase concern regarding the unnecessary and overuse of tetracyclines  
240 (Kanwar *et al.*, 2014). The routine monitoring of calf serum total proteins and colostrum quality will  
241 enable the early detection and subsequent investigation of issues within the colostrum management  
242 process, and bacteriological analysis of colostrum may also be of interest if hygiene failures are  
243 suspected. There is great potential for the veterinarian to have significant impact on calf health by  
244 improving management factors such as colostrum management, which will lead to measurable  
245 improvements in calf health and consequently reductions in AMU.

## 246 Infectious disease

247 Infectious disease control has been a significant part of veterinary surgeon led herd health planning  
248 over many years. The drivers for infectious disease control include reducing disease (production,  
249 economic and welfare impacts) and increasing stock value (trade). Key single agent infectious  
250 diseases important in dairy herds include BVD, Bovine herpes virus (BHV), Leptospirosis, Johnes  
251 Disease and Bovine Tuberculosis (bTB). BVD exacerbates calf disease through immunosuppression  
252 (Lanyon *et al.*, 2014), and BHV can cause pneumonia (IBR) and abortions (Graham 2013), and whilst  
253 both BVD and BHV are viral infections, it is likely that AMU will increase in the face of disease.  
254 Johnes's Disease is bacterial in origin but considered untreatable, again increased AMU seems likely  
255 due to the increased risk of other diseases (Tiwari *et al.*, 2006). Bovine TB has the potential to  
256 indirectly increase AMU through restrictions on livestock sales, resulting in overstocking of calves, or  
257 restocking through purchases increasing infectious disease risk.

258 A number of disease control and eradication strategies and schemes are available, and it is plausible  
259 that good control of single agent infectious diseases are not only good for health and productivity  
260 but are also likely to lead to reductions in AMU. Regular bulk tank milk serological screening and the  
261 adoption of appropriate biosecurity and/or vaccination strategies are commonly advocated for BVD,  
262 IBR and Leptospirosis, although all approaches have their limitations. BVD eradication is supported  
263 by legislation in Scotland and industry led schemes in England (BVD Free) and Wales (Gwaredu BVD).  
264 Johnes's disease control requires control plan compliance over a sustained period of time, with  
265 advice available from the National Action Group on Johnes's ([actionjohnesuk.org](http://actionjohnesuk.org)). Bovine TB control  
266 is achieved through statutory controls, and accreditation schemes (such as CHeCS) also exist and  
267 again biosecurity is essential in control.

## 268 Retailers and milk buyers

269 Milk price banding has been used to pay for milk constituents for many years, and to incentivise  
270 somatic cell count control since 1994. The milk price received and contractual relationship now

271 extends much more widely to cover AMU and herd health through aligned retailer contracts, which  
272 create a direct relationship between retailer and supplier. These aligned contracts give the retailer  
273 direct influence in the supply chain, allowing the retailer an opportunity to address issues such as  
274 health, welfare and medicine residues, with the aim of building consumer trust. Contracts require  
275 dairy farms to meet minimum standards and higher standards can be incentivised. Two methods of  
276 AMU data collection exist – reporting directly by farmers, or reporting of antimicrobial sales by the  
277 veterinary practice. Whichever collection method is used, benchmarking identifies AMU by type and  
278 class.

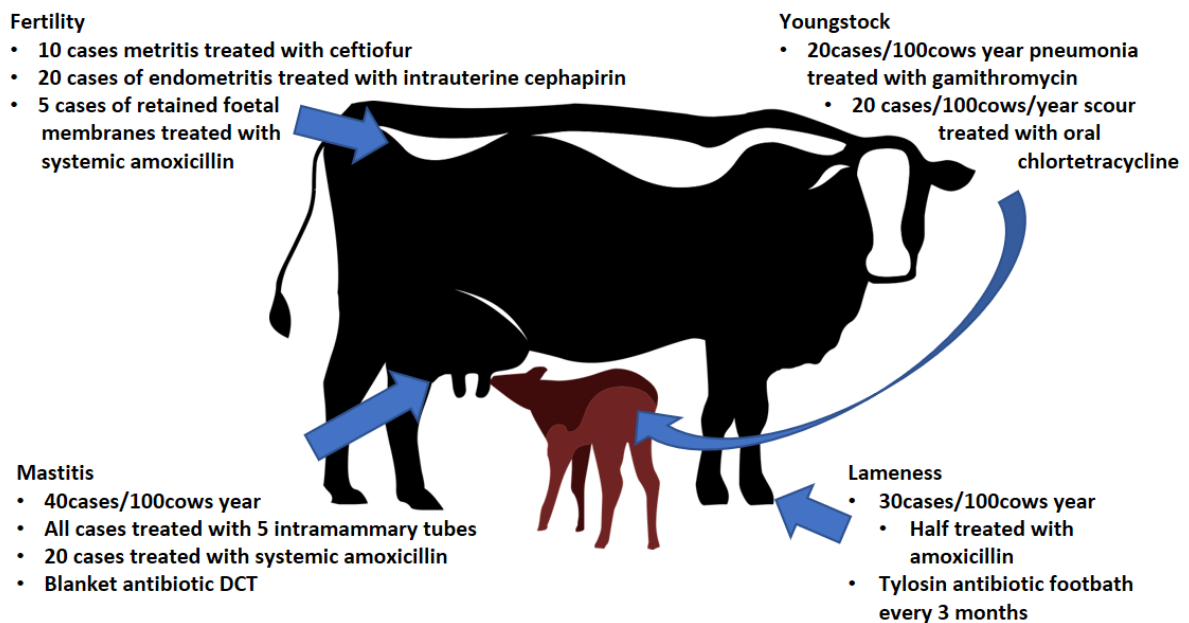
279 AMU reporting can be used to influence antimicrobial selection, with retailers restricting access to  
280 highest priority critically important antimicrobials, and this approach has been adopted from June  
281 2018 by the Red Tractor Assurance Scheme. Treatment decision making is influenced through the  
282 encouragement of selective dry cow therapy, which requires somatic cell count recording and  
283 control. Farms with relatively high use of therapeutic antimicrobials can be identified as benefit is  
284 likely to be seen from both improved disease control as well as implementing rational treatment  
285 protocols if they do not yet exist. Benefits from an AMU reduction plan should be accrued by the  
286 retailer (less reputation risk), the processor (less residue risk), the farmer (less cost), the cow (less  
287 disease) and the veterinarian (herd health opportunities). Aligned contracts encourage farmer  
288 engagement through benchmarking and incentives (potential for price or volume bonuses from high  
289 performance) and risk (contracts may be lost from underperformance). While retailer contracts are  
290 driving change and AMU reduction, this change should be beneficial to all, and is simply another step  
291 towards increased preventive health.

## 292 Summary

293 The responsible use of antimicrobials on dairy farms is an important issue. By monitoring AMU and  
294 applying the principles of herd health to reducing disease associated with high AMU, significant  
295 decreases in AMU can be achieved. Reductions in AMU achieved by reducing disease are likely to be

306 sustainable as well as good for animal welfare, farm profitability and production, whilst limiting the  
 307 dissemination of antimicrobials into the environment, not to mention an excellent opportunity for  
 308 veterinarians interested in providing a herd health consultancy service to their farm clients.  
 309 Veterinarians have a great role to play in the training of farmers, and are clearly gatekeepers in AMU  
 310 prescription with an obligation to be in control of what is being prescribed to farms. Benchmarking  
 311 at practice level is an easy and effective method of identifying high usage farms and allows effective  
 312 AMU reductions to be rapidly achieved through targeted herd health interventions. Freely  
 313 downloadable tools are available both to measure and benchmark AMU on farms, and should  
 314 feature as a routine component of a herd health review, enabling veterinarians to engage with high  
 315 use farms, and reduce AMU by reducing disease incidence through proactive herd health  
 316 interventions.

307 **Figures**



308  
 309 Figure 1 A diagram illustrating high antimicrobial use on an example dairy farm  
 310



1. Input the number of adult dairy cows on the farm

	Number
Dairy cow	100
Slaughtered Cow	
Slaughtered Heifer	
Slaughtered Bullocks and Bulls	
Slaughtered Calves and Young Cattle	
<b>Total PCU (Kg)</b>	<b>42500</b>

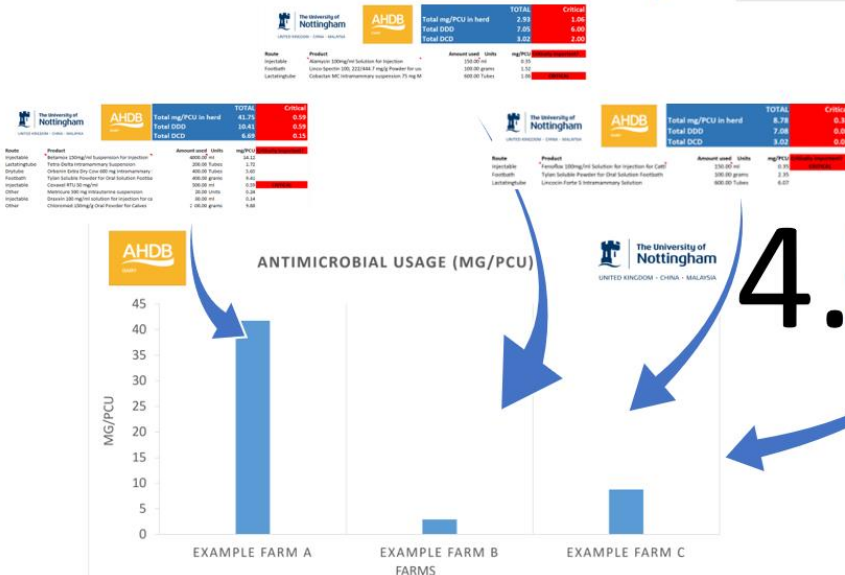
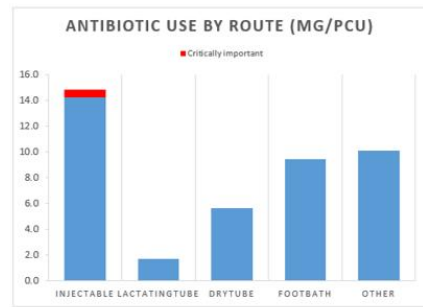
		TOTAL		Critical
The University of Nottingham AHDB		Total mg/PCU in herd	41.75	0.59
		Total DDD	10.41	0.59
		Total DCD	6.69	0.15

Route	Product	Amount used	Units	mg/PCU	Critically important?
Injectable	Betamox 150mg/ml Suspension for Injection	4000.00	ml	14.12	
Lactatingtube	Tetra-Delta Intramammary Suspension	200.00	Tubes	1.72	
Drytube	Orbenin Extra Dry Cow 600 mg Intramammary	400.00	Tubes	5.65	
Footbath	Tylan Soluble Powder for Oral Solution Footba	400.00	grams	9.41	
Injectable	Cevaxel RTU 50 mg/ml	500.00	ml	0.59	CRITICAL
Other	Metricure 500 mg Intruterine suspension	20.00	Units	0.24	
Injectable	Draxxin 100 mg/ml solution for injection for ca	60.00	ml	0.14	
Other	Chloromed 150mg/g Oral Powder for Calves	2800.00	grams	9.88	

2. Input the antimicrobial products used within the last year

3. Analyse antimicrobial usage by different metrics, and identify where usage is highest



4. Using the benchmarking tool, benchmark farms within practice/group

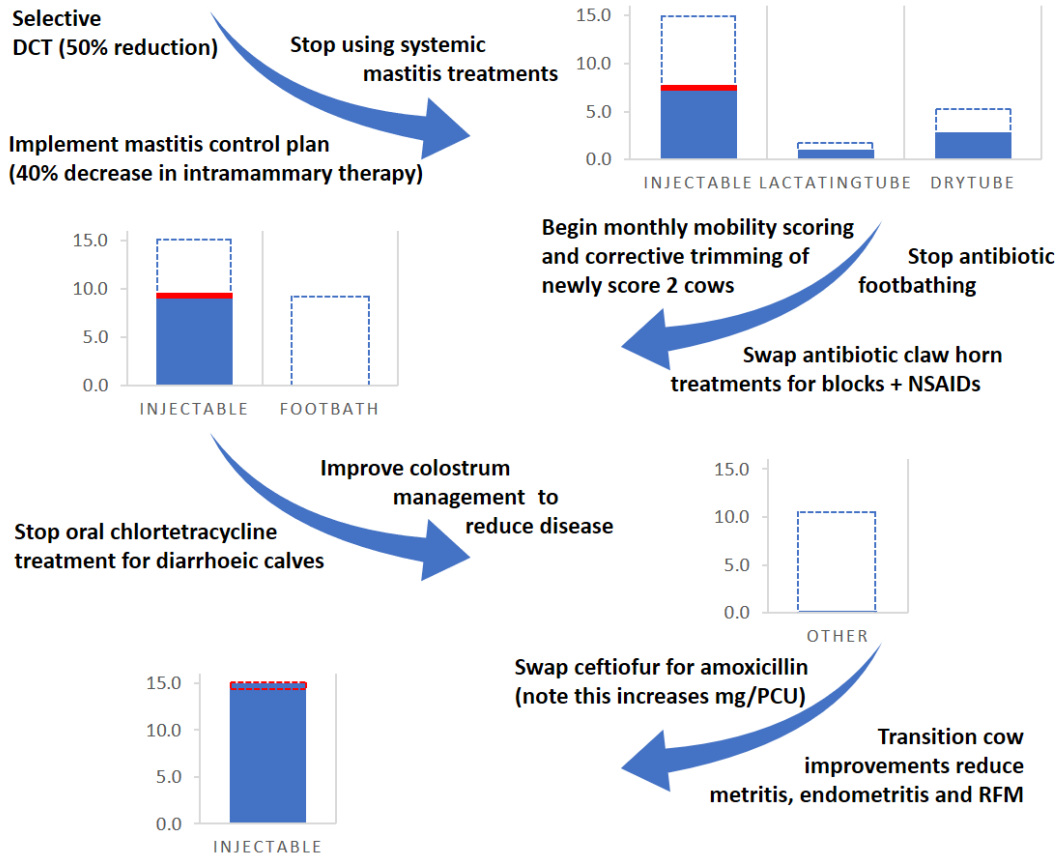
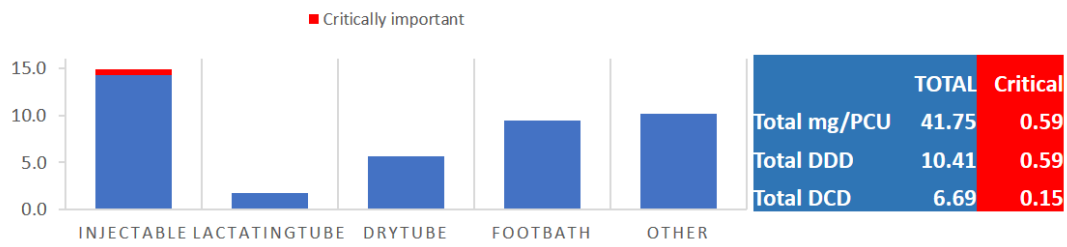
311

312 Figure 2 An illustrated guide to using the AHDB/University of Nottingham antimicrobial use

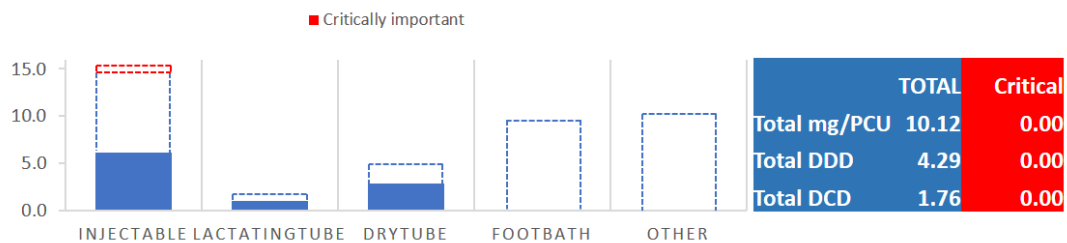
313 calculator (available to download for free from [www.dairy.ahdb.org.uk/technical-](http://www.dairy.ahdb.org.uk/technical-)

314 [information/animal-health-welfare/amu-calculator](#)) and Benchmarking tool (available to download  
315 for free from [www.dairy.ahdb.org.uk/resources-library/technical-information/health-welfare/amu-  
317 benchmarking-tool](http://www.dairy.ahdb.org.uk/resources-library/technical-information/health-welfare/amu-<br/>316 benchmarking-tool)) to assess AMU on the example farm (figure 1), and benchmark against other  
farms

## ANTIBIOTIC USE BY ROUTE (MG/PCU)



## ANTIBIOTIC USE BY ROUTE (MG/PCU)



318

319 Figure 3 A diagram illustrating the scale of antimicrobial use reduction that could be achieved in the

320 example herd (Figure 1) by implementing the advice in the article

## 321 References

- 322 ARCHER, S., BELL, N. & HUXLEY, J. (2010) Lameness in UK dairy cows: a review of the current status.  
323 In Practice 32, 492-504
- 324 BARD, A. M., MAIN, D. C. J., HAASE, A. M., WHAY, H. R., ROE, E. J., & REYHER, K. K. (2017). The future  
325 of veterinary communication: Partnership or persuasion? A qualitative investigation of veterinary  
326 communication in the pursuit of client behaviour change. *PLOS ONE*, 12(3)
- 327 BELL, N. J. (2017) Moving on from antibiotic foot baths for the control of digital dermatitis.  
328 Veterinary Record 181, 51-51
- 329 BELL, N. J., POTTERTON, S., BLOWEY, R., WHAY, H. R. & HUXLEY, J. N. (2014) Disinfectant  
330 footbathing agents for the control of bovine digital dermatitis in dairy cattle. *Livestock* 19, 6-13
- 331 BRADLEY, A., BREEN, J., LEACH, K., GIBBONS, J., ARMSTRONG, D. & GREEN, M. (2017) AHDB Dairy  
332 Mastitis Control Plan. *Veterinary Record* 180, 154-155
- 333 BRADLEY, A. J. (2002) Bovine Mastitis: An Evolving Disease. *The Veterinary Journal* 164, 116-128
- 334 BRADLEY, A. J., BREEN, J. E., PAYNE, B., WILLIAMS, P. & GREEN, M. J. (2010) The use of a  
335 cephalonium containing dry cow therapy and an internal teat sealant, both alone and in  
336 combination. *J Dairy Sci* 93, 1566-1577
- 337 BREEN, J.E, JONES, B., JONES, B., JONES, N., JONES, M., EDWARDS, R., (2017) Implementation of the  
338 AHDB dairy mastitis control plan to reduce clinical mastitis rate and antibiotic use in a large dairy  
339 herd. *Proceedings of the British Mastitis Conference (2017)* p 31- 42
- 340 CONSTABLE, P. D. (2004) Antimicrobial use in the treatment of calf diarrhea. *Journal of veterinary*  
341 *internal medicine* 18, 8-17
- 342 COOK, N. B. & NORDLUND, K. V. (2004) Behavioral needs of the transition cow and considerations  
343 for special needs facility design. *Vet Clin North Am Food Anim Pract* 20, 495-520
- 344 DE SUTTER, A. I., DE MEYERE, M. J., DE MAESENEER, J. M. & PEERSMAN, W. P. (2001) Antibiotic  
345 prescribing in acute infections of the nose or sinuses: a matter of personal habit? *Fam Pract* 18, 209-  
346 213
- 347 DOWN, P. M., BRADLEY, A. J., BREEN, J. E. & GREEN, M. J. (2017) Factors affecting the cost-  
348 effectiveness of on-farm culture prior to the treatment of clinical mastitis in dairy cows. *Preventive*  
349 *Veterinary Medicine* 145, 91-99
- 350 DRILLICH, M., REICHERT, U., MAHLSTEDT, M. & HEUWIESER, W. (2006) Comparison of two strategies  
351 for systemic antibiotic treatment of dairy cows with retained fetal membranes: preventive vs.  
352 selective treatment. *J Dairy Sci* 89, 1502-1508
- 353 EVANS, N. J., MURRAY, R. D. & CARTER, S. D. (2016) Bovine digital dermatitis: Current concepts from  
354 laboratory to farm. *The Veterinary Journal* 211, 3-13
- 355 GILBERT, R. O. (2016) Management of Reproductive Disease in Dairy Cows. *Veterinary Clinics of*  
356 *North America: Food Animal Practice* 32, 387-410
- 357 GORDEN, P. J. & PLUMMER, P. (2010) Control, Management, and Prevention of Bovine Respiratory  
358 Disease in Dairy Calves and Cows. *Veterinary Clinics of North America: Food Animal Practice* 26, 243-  
359 259
- 360 GRAHAM, D. A. (2013) Bovine herpes virus-1 (BoHV-1) in cattle—a review with emphasis on  
361 reproductive impacts and the emergence of infection in Ireland and the United Kingdom. *Irish*  
362 *Veterinary Journal* 66, 15-15
- 363 GREEN, M. J. (2012) *Dairy herd health*, CABI
- 364 GREEN, M. J., LEACH, K. A., BREEN, J. E., GREEN, L. E. & BRADLEY, A. J. (2007) National intervention  
365 study of mastitis control in dairy herds in England and Wales. *Vet Rec* 160, 287-293
- 366 GROENEVELT, M., MAIN, D. C. J., TISDALL, D., KNOWLES, T. G. & BELL, N. J. (2014) Measuring the  
367 response to therapeutic foot trimming in dairy cows with fortnightly lameness scoring. *The*  
368 *Veterinary Journal* 201, 283-288
- 369 HAIMERL, P., HEUWIESER, W., & ARLT, S. (2013). Therapy of bovine endometritis with prostaglandin  
370 F2 $\alpha$ : A meta-analysis. *Journal of Dairy Science*, 96(5), 2973–2987
- 371 HOBMAN, J. L., & CROSSMAN, L. C. (2018). Bacterial antimicrobial metal ion resistance.

372 HYDE, R. M., REMNANT, J. G., BRADLEY, A. J., BREEN, J. E., HUDSON, C. D., DAVIES, P. L., CLARKE, T.,  
373 CRITCHELL, Y., HYLANDS, M., LINTON, E., WOOD, E. & GREEN, M. J. (2017) Quantitative analysis of  
374 antimicrobial use on British dairy farms. *Veterinary Record* 181, 683-683  
375 HYDE, B., & BRENNAN, M. (2017). BestBETs for Vets. *The Veterinary Record*, 180(15), 380–381.  
376 HYDE, R., GREEN, M., REMNANT, J., DOWN, P., HUXLEY, J., DAVIES, P., ... BREEN, J. (2017). Tool to  
377 measure antimicrobial use on farms. *The Veterinary Record*, 180(7), 183  
378 JONES, P. J., MARIER, E. A., TRANTER, R. B., WU, G., WATSON, E. & TEALE, C. J. (2015) Factors  
379 affecting dairy farmers' attitudes towards antimicrobial medicine usage in cattle in England and  
380 Wales. *Preventive Veterinary Medicine* 121, 30-40  
381 KANWAR, N., SCOTT, H. M., NORBY, B., LONERAGAN, G. H., VINASCO, J., COTTELL, J. L., CHALMERS,  
382 G., CHENGAPPA, M. M., BAI, J. & BOERLIN, P. (2014) Impact of treatment strategies on  
383 cephalosporin and tetracycline resistance gene quantities in the bovine fecal metagenome. *Sci Rep*  
384 4, 5100  
385 KROMKER, V. & LEIMBACH, S. (2017) Mastitis treatment-Reduction in antibiotic usage in dairy cows.  
386 *Reprod Domest Anim* 52 Suppl 3, 21-29  
387 KUIPERS, A., KOOPS, W. J. & WEMMENHOVE, H. (2016) Antibiotic use in dairy herds in the  
388 Netherlands from 2005 to 2012. *J Dairy Sci* 99, 1632-1648  
389 LAGO, A., GODDEN, S. M., BEY, R., RUEGG, P. L., & LESLIE, K. (2011). The selective treatment of  
390 clinical mastitis based on on-farm culture results: I. Effects on antibiotic use, milk withholding time,  
391 and short-term clinical and bacteriological outcomes. *Journal of Dairy Science*, 94(9), 4441–4456  
392 LANYON, S. R., HILL, F. I., REICHEL, M. P. & BROWNLIE, J. (2014) Bovine viral diarrhoea: pathogenesis  
393 and diagnosis. *Vet J* 199, 201-209  
394 LAVEN, R. A. & LOGUE, D. N. (2006) Treatment strategies for digital dermatitis for the UK. *The*  
395 *Veterinary Journal* 171, 79-88  
396 LEACH, K. A., TISDALL, D. A., BELL, N. J., MAIN, D. C. J. & GREEN, L. E. (2012) The effects of early  
397 treatment for hindlimb lameness in dairy cows on four commercial UK farms. *The Veterinary Journal*  
398 193, 626-632  
399 LESLIE, K. E. & PETERSSON-WOLFE, C. S. (2012) Assessment and management of pain in dairy cows  
400 with clinical mastitis. *Vet Clin North Am Food Anim Pract* 28, 289-305  
401 LORENZ, I., MEE, J. F., EARLEY, B. & MORE, S. J. (2011) Calf health from birth to weaning. I. General  
402 aspects of disease prevention. *Irish Veterinary Journal* 64, 10-10  
403 MAXWELL, O., MIGUEL-PACHECO, G., NEWSOME, R., RANDALL, L., REMNANT, J., THOMAS, H. &  
404 HUXLEY, J. (2015) Lameness in cattle 1. Recent research to inform clinical practice. *In Practice* 37,  
405 127-138  
406 MEGANCK, V., HOFACK, G. & OPSOMER, G. (2014) Advances in prevention and therapy of neonatal  
407 dairy calf diarrhoea: a systematical review with emphasis on colostrum management and fluid  
408 therapy. *Acta Veterinaria Scandinavica* 56, 75  
409 MILLS, H. L., TURNER, A., MORGANS, L., MASSEY, J., SCHUBERT, H., REES, G., BARRETT, D., DOWSEY,  
410 A. & REYHER, K. K. (2018) Evaluation of metrics for benchmarking antimicrobial use in the UK dairy  
411 industry. *Veterinary Record* 182, 379-379  
412 NEWSOME, R., GREEN, M. J., BELL, N. J., CHAGUNDA, M. G. G., MASON, C. S., RUTLAND, C. S.,  
413 STURROCK, C. J., WHAY, H. R. & HUXLEY, J. N. (2016) Linking bone development on the caudal  
414 aspect of the distal phalanx with lameness during life. *Journal of Dairy Science* 99, 4512-4525  
415 O'NEILL, J. (2015) Antimicrobials in agriculture and the environment: reducing unnecessary use and  
416 waste the review on antimicrobial resistance. *In Review on antimicrobial resistance*  
417 OSPINA, P. A., MCART, J. A., OVERTON, T. R., STOKOL, T. & NYDAM, D. V. (2013) Using nonesterified  
418 fatty acids and beta-hydroxybutyrate concentrations during the transition period for herd-level  
419 monitoring of increased risk of disease and decreased reproductive and milking performance. *Vet*  
420 *Clin North Am Food Anim Pract* 29, 387-412

421 RICCI, A., ALLENDE, A., BOLTON, D., CHEMALY, M., DAVIES, R., FERNÁNDEZ ESCÁMEZ, P. S., ...  
422 HERMAN, L. (2017). Risk for the development of Antimicrobial Resistance (AMR) due to feeding of  
423 calves with milk containing residues of antibiotics. *EFSA Journal*, 15(1).

424 RUIZ, R., TEDESCHI, L. O., & SEPÚLVEDA, A. (2017). Investigation of the effect of pegbovigrastim on  
425 some periparturient immune disorders and performance in Mexican dairy herds. *Journal of Dairy  
426 Science*, 100(4), 3305–3317

427 RUMA (2017) Targets Task Force Report 2017

428 SAINI, V., MCCLURE, J. T., SCHOLL, D. T., DEVRIES, T. J. & BARKEMA, H. W. (2013) Herd-level  
429 relationship between antimicrobial use and presence or absence of antimicrobial resistance in gram-  
430 negative bovine mastitis pathogens on Canadian dairy farms. *J Dairy Sci* 96, 4965-4976

431 SAWANT, A. A., SORDILLO, L. M. & JAYARAO, B. M. (2005) A survey on antibiotic usage in dairy herds  
432 in Pennsylvania. *J Dairy Sci* 88, 2991-2999

433 SHERWIN, G. & DOWN, P. (2018) Calf immunology and the role of vaccinations in dairy calves. In  
434 *Practice* 40, 102-114

435 SPEKSNIJDER, D. C., MEVIUS, D. J., BRUSCHKE, C. J. & WAGENAAR, J. A. (2015) Reduction of  
436 veterinary antimicrobial use in the Netherlands. The Dutch success model. *Zoonoses Public Health*  
437 62 Suppl 1, 79-87

438 TANG, K. L., CAFFREY, N. P., NÓBREGA, D. B., CORK, S. C., RONKSLEY, P. E., BARKEMA, H. W.,  
439 POLACHEK, A. J., GANSHORN, H., SHARMA, N., KELLNER, J. D. & GHALI, W. A. (2017) Restricting the  
440 use of antibiotics in food-producing animals and its associations with antibiotic resistance in food-  
441 producing animals and human beings: a systematic review and meta-analysis. *The Lancet Planetary  
442 Health* 1, e316-e327

443 THOMAS, H. J., MIGUEL-PACHECO, G. G., BOLLARD, N. J., ARCHER, S. C., BELL, N. J., MASON, C.,  
444 MAXWELL, O. J. R., REMNANT, J. G., SLEEMAN, P., WHAY, H. R. & HUXLEY, J. N. (2015) Evaluation of  
445 treatments for claw horn lesions in dairy cows in a randomized controlled trial. *Journal of Dairy  
446 Science* 98, 4477-4486

447 THOMAS, H. J., REMNANT, J. G., BOLLARD, N. J., BURROWS, A., WHAY, H. R., BELL, N. J., MASON, C. &  
448 HUXLEY, J. N. (2016) Recovery of chronically lame dairy cows following treatment for claw horn  
449 lesions: a randomised controlled trial. *Veterinary Record* 178, 116-116

450 TISDALL, D. A., REYHER, K. K. & BARRETT, D. C. (2016) Developing a multifaceted, collaborative,  
451 practice-wide approach to responsible medicines use on farms. *Proceedings of World Buiatrics  
452 Congress 2016*, 129-130

453 TIWARI, A., VANLEEUEWEN, J. A., MCKENNA, S. L. B., KEEFE, G. P. & BARKEMA, H. W. (2006) Johne's  
454 disease in Canada: Part I: Clinical symptoms, pathophysiology, diagnosis, and prevalence in dairy  
455 herds. *The Canadian Veterinary Journal* 47, 874-882

456 TURNER, A., TISDALL, D., BARRETT, D. C., WOOD, S., DOWSEY, A. & REYHER, K. K. (2018) Ceasing the  
457 use of the highest priority critically important antimicrobials does not adversely affect production,  
458 health or welfare parameters in dairy cows. *Veterinary Record*

459 VAN DIJK, L., HAYTON, A., MAIN, D. C. J., BOOTH, A., KING, A., BARRETT, D. C., ... REYHER, K. K.  
460 (2017). Participatory Policy Making by Dairy Producers to Reduce Anti-Microbial use on Farms.  
461 *Zoonoses and Public Health*, 64(6), 476–484

462 VMD. (2013). VMD revises advice on chlortetracycline use in calf milk replacer. *The Veterinary Record*,  
463 172(3), 58

464 WENZ, J. R., GARRY, F. B., LOMBARD, J. E., ELIA, R., PRENTICE, D. & DINSMORE, R. P. (2005) Short  
465 communication: Efficacy of parenteral ceftiofur for treatment of systemically mild clinical mastitis in  
466 dairy cattle. *J Dairy Sci* 88, 3496-3499

467 ZINICOLA, M., KORZEC, H., TEIXEIRA, A. G. V., GANDA, E. K., BRINGHENTI, L., TOMAZI, A. C. C. H., ...  
468 BICALHO, R. C. (2018). Effects of pegbovigrastim administration on periparturient diseases, milk  
469 production, and reproductive performance of Holstein cows. *Journal of Dairy Science*

470