

Proofs to:
Professor Martin Schröder,
School of Chemistry,
University of Nottingham,
Nottingham NG7 2RD, UK.

Studies on Metal-Organic Frameworks of Cu(II) with Isophthalate Linkers for Hydrogen Storage

Yong Yan, Sihai Yang, Alexander J. Blake and Martin Schröder*

School of Chemistry, University of Nottingham, Nottingham NG7 2RD, UK

E-mail: M.Schroder@nottingham.ac.uk

Keywords: metal-organic frameworks, hydrogen, copper, storage, adsorption

TITLE RUNNING HEAD Isophthalate MOFs for Hydrogen Storage

Conspectus

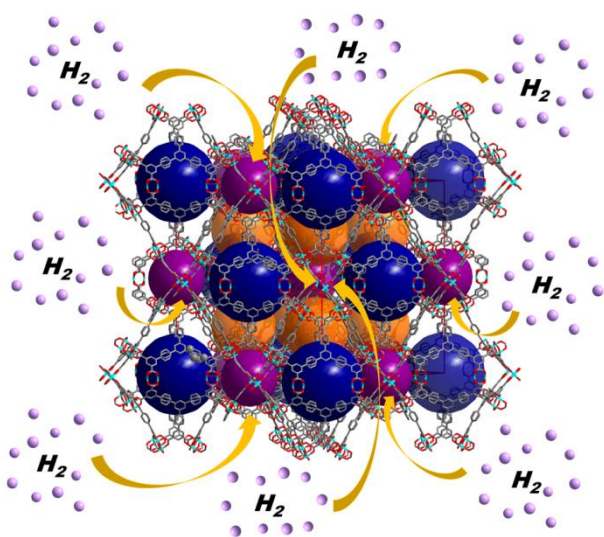
Hydrogen (H_2) is a promising alternative energy carrier due to its environmental benefits, high energy density and its abundance. However, development of a practical storage system to enable the “Hydrogen Economy” remains a huge challenge. Metal-organic frameworks (MOFs) are an important class of crystalline coordination polymers constructed by bridging metal centers with organic linkers, and show promise for H_2 storage due to their high surface area and tuneable properties. We summarize our research on novel porous materials with enhanced H_2 storage properties, and describe frameworks derived from 3,5-substituted dicarboxylates (isophthalates) that serve as versatile molecular building blocks for the construction of a range of interesting coordination polymers with Cu(II) ions.

A series of materials has been synthesised by connecting linear tetracarboxylate linkers to $\{Cu(II)_2\}$ paddlewheel moieties. These (4,4)-connected frameworks adopt the **fof**-topology in which the Kagomé lattice layers formed by $\{Cu(II)_2\}$ paddlewheels and isophthalates are pillared by the bridging ligands. These materials exhibit high structural stability and permanent porosity, and the pore size, geometry and functionality can be modulated by variation of the organic linker to control the overall H_2 adsorption properties. NOTT-103 shows the highest H_2 storage capacity of 77.8 mg g^{-1} at 77 K, 60 bar among the **fof**-type frameworks. H_2 adsorption at low, medium and high pressures correlates with the isosteric heat of adsorption, surface area and pore volume, respectively.

Tri-branched C_3 -symmetric hexacarboxylate ligands with Cu(II) give highly porous (3,24)-connected frameworks incorporating $\{Cu(II)_2\}$ paddlewheels. These **ubt**-type frameworks comprise three types of polyhedral cage: a cuboctahedron, truncated tetrahedron and a truncated octahedron which are fused in the solid state in the ratio 1:2:1, respectively. Increasing the length of the hexacarboxylate struts directly tunes the porosity of the resultant material from micro- to mesoporosity. These materials show exceptionally high H_2 uptakes owing to their high surface area and pore volume. NOTT-112, the first reported member of this family reported, adsorbs 111 mg g^{-1} of H_2 at 77 K, 77 bar. More recently, enhanced H_2 adsorption in these **ubt**-type frameworks has been achieved using combinations of polyphenyl groups linked by alkynes to give an overall gravimetric gas capacity for NU-100 of 164 mg g^{-1} at 77 K, 70 bar. However, due to its very low density NU-100 shows a lower volumetric capacity of 45.7 g L^{-1} compared with 55.9 g L^{-1} for NOTT-112, which adsorbs 2.3 wt% H_2 at 1 bar, 77K. This significant adsorption of H_2 at low pressures is attributed to the arrangement of the $\{Cu_{24}(\text{isophthalate})_{24}\}$ cuboctahedral cages within the polyhedral structure. Free metal coordination positions are the first binding sites for D_2 , and in these **ubt**-type

frameworks there are two types of Cu(II) centres, one with its vacant site pointing into the cuboctahedral cage and another pointing externally. D_2 molecules bind first at the former position, and then at the external open metal sites. However, other adsorption sites between the cusp of three phenyl groups and a Type I pore window in the framework are also occupied.

Ligand and complex design feature strongly in enhancing and maximising H_2 storage, and, although current materials operate at 77 K, research continues to explore routes to high capacity H_2 storage materials that can function at higher temperatures.



1. Introduction

Hydrogen (H₂) is a promising energy carrier due to the absence of any carbon emissions at the point of use. H₂ has a high energy density (33.3 kWh/kg) compared to hydrocarbons (12.4–13.9 kWh/kg), but the development of new H₂ storage materials has become one of the major technological barriers and challenges to realising the “Hydrogen Economy”.¹ Solid-state H₂ storage systems based on chemisorption and physisorption have been extensively studied over recent years, but none has satisfied the DOE’s 2017 targets for H₂ storage systems: 5.5 wt% in gravimetric terms and 40 g L⁻¹ in volumetric capacity of H₂ at an operating temperature of -40–60 °C and at pressure below 100 atm.² Physisorption of H₂ in porous solids is an attractive option since it can show fast kinetics and favourable thermodynamics in adsorption and release cycles.³ Porous metal-organic frameworks (MOFs) are an important class of crystalline coordination polymer solids constructed from metal centers bridged by organic linkers, and are being intensively studied for H₂ storage due to their high internal surface areas and pore volumes.⁴ The modular nature MOFs allows tuning of framework topologies, pore size and geometry to enhance H₂ adsorption properties.⁵ MOFs with very high surface area (>3000 m² g⁻¹) show significant H₂ uptake but only at low temperatures (usually 77 K) owing to low isosteric heats of adsorption involved (typically 5–8 kJ mol⁻¹). Strategies to enhance the H₂ binding in these porous hosts include generating frameworks with narrow pores such that the greater overlapping potentials of the pore walls increase the H₂–framework interactions,⁶ incorporation of exposed metal sites to afford strong binding sites for H₂,⁷ doping with metal ions⁸ such as Li⁺ and Mg²⁺, and cation exchange to introduce strong electrostatic fields within the cavities,^{9,10} and doping of frameworks with metal nanoparticles to increase H₂ uptake *via* spillover.⁴

In this Account, we describe our research in the synthesis of framework materials derived from isophthalate linkers to paddlewheel {Cu₂(OOCR)₄} moieties. We describe synthetic strategies to enhance the H₂ adsorption capacity and binding energies in these porous hosts via the assembly of poly-aromatic linear, tri- and tetra-branched isophthalate-containing linkers with varied geometries, and we discuss neutron diffraction studies that have probed preferred D₂ binding sites within these systems.

2. Porous MOFs Containing Isophthalate Linkers with Cu(II) Paddlewheels

A large number of Cu(II) paddlewheel-based MOFs with various topologies showing permanent porosity and stability have been constructed via the self-assembly of aromatic carboxylates and Cu(II) salts.^{11,12} Variation of the linkers can efficiently introduce different pore metrics and functionalities. The coordinated solvent molecules on the

Cu(II) paddlewheel can be removed *via* heat treatment *in vacuo* after solvent exchange⁵ or by treatment with supercritical CO₂¹³ affording materials incorporating exposed Cu(II) sites which show affinity to guest molecules such as H₂.^{4,5} Meta-(3,5)-substituted isophthalate linkers are effective linkers for the assembly of porous frameworks incorporating [Cu₂(OOCR)₄] paddlewheel building units, which act as 4-connected square nodes binding to four independent isophthalate units. Cuboctahedral cages are formed by assembly of 24 isophthalate moieties and 12 {Cu(II)₂} paddlewheel units¹⁴ and this generates a triangular window formed by three isophthalates and three {Cu(II)₂} units, and a square window consisting of four isophthalates and four {Cu(II)₂} paddlewheels (Figure 1). The 3,5-isophthalate can be functionalised and extended with different organic groups, thus affording carboxylate linkers of differing lengths and substitution patterns.¹⁵

2.1 Tetracarboxylate frameworks

A range of rigid aromatic tetracarboxylate struts (Figure 2) has been developed for the construction of porous {Cu(II)₂} paddlewheel based MOFs featuring high specific surface areas and H₂ storage capacities.^{26–20} In the structures assembled from linkers (L¹)⁴⁻ to (L¹⁴)⁴⁻, the tetracarboxylate struts serve as planar 4-connected nodes when combined with the 4-connected {Cu(II)₂} moieties, affording (4, 4)-connected networks with **fof** topology. The **fof**-type network can also be viewed as a Kagomé lattice formed by the triangular and hexagonal windows of {Cu(II)₂} paddlewheels pillared by isophthalate linking bridges, and the packing of two types of cage [Cu₁₂L₁₂] and [Cu₂₄L₆] of the same molecular *D*_{3d} symmetry generates the tiling of the **fof**-type network (Figure 3). The sizes of the [Cu₁₂L₁₂] and [Cu₂₄L₆] cages are significantly increased by elongation of the organic linkers. However, when the bridge is lengthened beyond a certain point, as in the case of NOTT-104 where the linking bridge between the two isophthalates reaches three phenyl rings, interpenetration of **fof** networks is observed, and this drastically lowers the porosity of the resultant material. When a bulky aromatic moiety is incorporated in the tetracarboxylate ligand backbone as in NOTT-109, the (4,4)-connected network adopts a different network topology to give an **ssb** net (Figure 4) consisting of only square windows formed by {Cu(II)₂} paddlewheels and isophthalate units.

The non-interpenetrating **fof**-type Cu(II) based frameworks show high permanent porosity and BET surface areas in the range 1640 to 2960 m² g⁻¹ (Table 1). Due to the nature of physisorbed H₂ in these porous materials, frameworks with high surface area often show high H₂ adsorption capacities. Thus, in the series NOTT-100 to NOTT-102,¹⁶ the pore volume and surface area increase with the increasing length of the ligand backbone, leading to an increase in overall H₂ adsorption capacities at saturation. MOFs with large pores require high pressure to achieve

saturation. However, there may be an optimum pore size and pores dimensions that optimise H₂ uptake capacities. NOTT-103 incorporates a naphthalene group in the linker and has a pore size intermediate between NOTT-101 and NOTT-102. However, NOTT-103 shows a higher H₂ storage capacity: 65.1 mg g⁻¹ at 77 K, 20 bar, 77.8 mg g⁻¹ at 60 bar.¹⁷ Low pressure H₂ adsorption capacity is strongly correlated to the interaction of H₂ with the framework, and the NOTT series of frameworks with accessible open Cu(II) sites shows high H₂ uptakes exceeding 2.2 wt% at 1 bar, 77 K, higher than the H₂ capacities in most other MOFs without exposed metal sites under the same conditions.¹⁷ The role of open metal sites in NOTT-101 in binding H₂ has been confirmed by neutron powder diffraction studies, which also reveal that, in addition to open metal sites, pore functionality and geometry can affect the H₂ affinity. Small pores generate higher H₂ affinity due to the overlap potential from opposite pore walls compared to larger pores.²¹ NOTT-100 has channels in the diameter range 8–10 Å and can adsorb 2.59 wt% [wt% = (weight of adsorbed H₂)/(weight of host material)] of H₂ at 77 K, 1 bar, higher than NOTT-101 and NOTT-102 with larger pores. However, NOTT-103 shows a higher H₂ uptake of 2.63 wt% at 1 bar, 77 K, confirming that the naphthyl moiety creates an optimised pocket around the triangular {(Cu₂)₃(isophthalate)₃} window, thus giving rise to enhanced H₂ binding interactions.¹⁷

Incorporation of functional moieties such as methyl and fluorine groups on the framework walls can enhance the enthalpy of adsorption. Functionalised NOTT-105, -106, and NOTT-107 show significantly higher heat of H₂ adsorption than NOTT-101. NOTT-107 with four methyl substituents in the central phenyl ring of the linker shows the highest heat of H₂ adsorption of 6.70 kJ mol⁻¹ at zero coverage in this NOTT series compounds.¹⁷ However, the reduced pore volume and surface area caused by bulky organic groups lower the overall H₂ adsorption capacity. The introduction of phenanthrene and 9,10-hydrophenanthrene groups into the linking bridges of the tetracarboxylates has proven to be a successful strategy¹⁸ to enhance the H₂ uptake at low pressures without reducing the total uptake at high pressure. Introducing organic moieties with large molecular areas into the cavity walls has the advantage of generating frameworks with large pore volume and high surface area. Indeed, NOTT-110 and NOTT-111 show high total H₂ uptakes of 76.2 mg g⁻¹ and 73.6 mg g⁻¹ at 55 and 48 bar, 77 K, respectively, higher than their structural analogue NOTT-102 (72.0 mg g⁻¹ at 60 bar, 77K). Both of these frameworks also have high H₂ adsorption of 2.64 wt% and 2.56 wt% at 1 bar, 77 K, among the highest for MOFs containing open metal sites, suggesting that the extra molecular surface area introduced by phenanthrene and hydrophenanthrene groups does indeed promote H₂-framework interactions. NOTT-111 shows a higher initial heat of H₂ adsorption than NOTT-110 and NOTT-102,

suggesting that the bulkier and non-conjugated 9,10-hydrophenanthrene substituent provides stronger binding sites for H₂ molecules.¹⁸

2.2 Hexacarboxylate frameworks

Increasing the length of the organic struts in **fof**-type networks is an effective methodology for generating structures with large pores and high surface area and giving enhanced H₂ adsorption capacities. However, when the ligand bridges are lengthened beyond a certain point, this strategy appears to fail due to the onset of interpenetration, which reduces the available pore volume and appears to also lower structural stability.¹⁷ We argued that a more highly-connected network topology might be less likely to form interpenetrated structures. Also, when fused within a network structure, highly-connected metal-organic polyhedra may better maintain their intrinsic porosity on tessellation in 3D space.²² Maximising the surface area, incorporating open metal sites and optimising the pore size and geometry are all essential routes to achieve high H₂ adsorption capacity in framework materials. Taking these strategies into consideration, we designed a series of elongated rigid hexacarboxylate ligands (Figure 5) for the construction of frameworks with {Cu(II)₂} paddlewheel units.²³⁻²⁷

In all of these isostructural frameworks, the hexacarboxylate linker comprises of three coplanar isophthalate units connected through a rigid triangular central core carrying varied chemical composition and functionality. In the MOF products, 24 isophthalate moieties from 24 different L⁶⁻ units self-assemble into cuboctahedral cages containing 12 {Cu(II)₂} paddlewheels. The central organic core serves as a 3-connected node to link three cuboctahedra, thus forming the (3,24)-connected network with **ubt** topology,²⁸⁻³⁴ and each hexacarboxylate L⁶⁻ unit connects with six {Cu(II)₂} paddlewheels to generate a hexagonal face. The **ubt** network can be viewed as the packing of three types of metal-organic polyhedra: a cuboctahedron (Cage A), a truncated tetrahedron (Cage B) comprising 4 hexagonal faces and 4 triangular {(Cu₂)₃(isophthalate)₃} windows, and a truncated octahedron (Cage C) which is formed by 8 hexagonal faces and 6 square {(Cu₂)₄(isophthalate)₄} windows. The cages in the **ubt**-type network are in a ratio 1:2:1 for Cage A: Cage B: Cage C, respectively (Figure 6). The cuboctahedron is comprised of the two types of window which share edges of 9.3 Å, and encompasses an inner spherical cavity of *ca.* 13 Å diameter. The sizes of Cages B and C are proportional to the size of the hexacarboxylate linker (defined by the distance *l* between the centers of two adjacent carboxylates from two separate isophthalates in branched arms of the L⁶⁻ unit). The (3,24)-connected frameworks of NOTT-112 to NOTT-116,²³⁻²⁵ (NOTT-116 is also known as PCN-68³¹) and NOTT-119²⁶ incorporate face-centered cubic (*fcc*) packing of the cuboctahedra, generating nanosized

cavities (Cage B and C) which are interconnected through the smallest cuboctahedral cages as nodes (Figure 6). This highly-connected **ubt** network has the advantage of avoiding network interpenetration. Despite the use of the exceptionally large organic linker, the framework of NOTT-119 is non-interpenetrating and consists of mesocavities of Cage B and C with inner sphere diameters of *ca.* 2.41 and 2.50 nm, respectively.²⁶

All the **ubt**-type frameworks show high pore volumes and BET surface areas (Table 2) and significant total H₂ storage capacities at high pressures (Figure 7). NOTT-112, the first system of this type reported,²³ exhibits exceptionally high saturated excess H₂ uptake of 76.1 mg g⁻¹ (35 bar, 77 K) and total uptake of 111.1 mg g⁻¹ (77 bar, 77 K), and these values are among the highest for highly porous MOFs synthesised to date (Table 2). Increasing the length of the linker in NOTT-112 (BET surface area 3800 m² g⁻¹) generates networks with larger cavities and increased BET surface area, but lowers the overall excess H₂ uptakes, as in NOTT-116 (68.4 mg g⁻¹, BET 4664 m² g⁻¹)³² and NOTT-119 (59.0 mg g⁻¹, BET 4118 m² g⁻¹),²⁶ further indicating that there is an optimum pore size and geometry in these **ubt** frameworks for maximising the excess H₂ uptake. The pore volume is an important factor for enhancing the total H₂ uptakes of porous frameworks, as larger pore volume materials can hold more H₂ at high pressures. Although NOTT-119 has a lower maximum excess H₂ uptake than NOTT-116, by possessing a larger pore volume of 2.32 cm³ g⁻¹ it shows nearly the same total H₂ uptake (101.0 mg g⁻¹ at 77 K, 60 bar) as NOTT-116 (101.3 mg g⁻¹ at 77 K, 50 bar).^{24,26} Increasing the length of the hexacarboxylate linkers by using triple-bond spacers can increase the molecule-accessible gravimetric surface areas in these polyhedral structures. Thus NU-111 and NU-100, which are constructed from linkers incorporating alkyne groups, show especially high BET surface areas of 5000 and 6143 m² g⁻¹, respectively.^{32,33} NU-111 exhibits a lower maximum excess H₂ uptake of 69 mg g⁻¹ at 32 bar, 77 K compared to NOTT-112, while NU-100 achieves the highest saturated gravimetric capacity (99.5 mg g⁻¹) of all the synthesised **ubt**-type MOFs. Further expanding the hexacarboxylate units leads to a framework NU-110 showing ultrahigh porosity and a record-high surface area of 7140 m² g⁻¹.³⁴

The volumetric H₂ capacity is a critical criterion for practical transportation applications, and of course the density of materials plays an important role in defining this capacity. Increasing the length of the hexacarboxylate spacers in the above **ubt** frameworks generates materials with enhanced porosity in terms of pore volume. However, the crystal density drops dramatically when large organic spacers are employed. Thus, although NU-100 has ultrahigh porosity, it shows a total volumetric H₂ uptake of only 45.7 g L⁻¹ at 70 bar, 77 K,^{32,33} lower than the

shorter-linked analogues NOTT-115 (49.3 g L^{-1} , 60 bar, 77 K)²⁵ and medium-sized NOTT-112 (55.9 g L^{-1} at 77 bar, 77 K)²⁴ (Table 2).

Modulating the cage structures in **ubt**-type networks can effectively tune the H₂ adsorption properties. In NOTT-113, NOTT-114 and NOTT-115, the central core of the hexacarboxylate linkage is decorated by trisalkynylbenzene, triethynylaniline and triphenylamine, respectively, to afford frameworks containing cages of similar dimensions.²⁵ NOTT-113 and NOTT-114 exhibit high total H₂ adsorption capacities of 71.7 mg g^{-1} and 72.4 mg g^{-1} H₂, respectively, at 77 K, 60 bar, while NOTT-115 achieves 80.7 mg g^{-1} total H₂ adsorption at 77 K, 60 bar. Thus, variations of linker length and its functionalization lead to modulation of the uptake capacities and the adsorption enthalpies for this series of materials (Table 2). Incorporation of more aromatic rings (as in NOTT-119) can be used as a strategy to increase H₂-framework interactions.²⁶

These Cu(II) based frameworks show high H₂ uptakes at 1 bar, 77 K due to the presence of {Cu₂₄(isophthalate)₂₄} cuboctahedral cages. Compared to mesoporous NOTT-116 and NOTT-119, NOTT-112–NOTT-115 incorporate shorter hexacarboxylate linkers and thus the cuboctahedral cages are more closely-packed in the latter four frameworks, leading to higher H₂ uptakes (all exceeding 2.2 wt%) at 1 bar. This suggests that design of the hexacarboxylate linker in **ubt** networks can be used to control the separation between these cuboctahedral cages to enhance H₂ adsorption at low pressures. However, there is a limit to the length and size of linkers that can be applied in this (3,24)-connected net to form the *fcc*-packing of the cuboctahedra, as this type of close packing will be inhibited if there is steric hindrance and repulsion between the two closest axial ligands in the Cu(II) paddlewheel in the two closest cuboctahedra (Figure 8).²⁷ Thus, modifying the shape of the hexacarboxylate linker by introducing an angular component to the three co-planar isophthalate arms emanating from the C₃-symmetric central core, results in a different type of tight packing of the cuboctahedra as observed in NOTT-122.²⁷ NOTT-122 shows body centered tetragonal (*bct*)-packing of cuboctahedra and the highest H₂ adsorption capacity of 2.61 wt% at 77 K, 1 bar among all the (3,24)-connected frameworks. The combined effects of the closed *bct*-packing of the cuboctahedra with exposed Cu(II) sites are both responsible for the high H₂ adsorption capacity in NOTT-122.

2.3 Octacarboxylate frameworks

Four isophthalates can be linked at the 1-position to a tetratopic organic unit to form an octacarboxylate linker. We have thus combined³⁵ an aromatic-rich, tetrahedrally-branched octacarboxylate strut (H₈L, Figure 9) with {Cu(II)₂} paddlewheel building blocks to construct the robust and porous framework NOTT-140 which is a 4,8-

connected network of rare scu^{36} topology. The framework structure of NOTT-140 can be viewed as square grid layers of $\{(\text{Cu}_2)_4(\text{isophthalate})_4\}$ units pillared by the tetratopic organic moieties to generate large one dimensional channels of $13 \times 14 \text{ \AA}$. Desolvated NOTT-140 shows a high total H_2 uptake of 60.0 mg g^{-1} at 20 bar, 77 K. Due to the open Cu(II) sites and richness of aromatic rings exposed in the pore channels, NOTT-140 adsorbs 2.5 wt% of H_2 at 1 bar, 77 K, comparable to the Cu-tetracarboxylate and Cu-hexacarboxylate frameworks. However, NOTT-140 shows relatively low heat of H_2 adsorption of 4.15 kJ mol^{-1} at zero surface coverage compared with other (3,24)-connected Cu(II)-based frameworks with average adsorption enthalpies of $5.3\text{--}7.3 \text{ kJ mol}^{-1}$. This is probably due to the different alignment of vacant Cu(II) sites within the porous structure in NOTT-140 compared to that in the polyhedral frameworks containing the cuboctahedral $\{\text{Cu}_{24}(\text{isophthalate})_{24}\}$ cages.

3. Neutron powder diffraction studies

A detailed understanding of the H_2 adsorption sites within framework materials is vital for establishing structure–performance correlations and developing materials with enhanced properties. We employed neutron powder diffraction (NPD) to elucidate the site-specific interactions of H_2 within frameworks. NPD data were collected for NOTT-101 at different D_2 loadings and Rietveld refinement revealed three different hydrogen binding sites.¹⁷ The exposed Cu(II) sites are the first strongest binding site with a distance of $\text{Cu}\cdots\text{D}_2(\text{centroid})$ of $2.50(3) \text{ \AA}$: this is slightly longer than that observed in HKUST-1³⁷ (2.40 \AA), but is clearly not of the “Kubas” type σ -bond binding. Two other adsorption sites were identified at higher loadings, both coinciding with a 3-fold symmetry axis: one is located in the middle of the triangular $\{(\text{Cu}_2)_3(\text{isophthalate})_3\}$ window, while the other is in the cusp of three phenyl rings (Sites II and III, Figure 10). The distances between pairs of sites (Site I \cdots Site II 3.8 \AA , Site III \cdots Site II 3.8 \AA , Site I \cdots Site III 7.04 \AA) are physically reasonable and consistent with the minimum distance allowed between two D_2 molecules (3.4 \AA in solid D_2). At $1.82 \text{ D}_2/\text{Cu}$ loading, the analysis of the occupancies of D_2 at different sites suggests that D_2 occupies both Site II and III before Site I is fully saturated, indicating that the $\text{Cu}\cdots\text{D}_2$ binding energy for Site I is not significantly higher than those for Sites II and III.

NPD studies on gas-loaded NOTT-112 revealed there are differences between the $\text{Cu}\cdots\text{H}_2$ interactions at the two Cu(II) sites in the same paddlewheel unit.²⁴ The first and most strongly-bound site (site A1, Figure 11) was found at the exposed Cu(II) ions CuA sited within the cuboctahedral cage and exhibits a short $\text{D}_2(\text{centroid})\cdots\text{CuA}$ distance of $2.23(1) \text{ \AA}$, indicating significant interaction between CuA and D_2 . The other Cu(II) ion in the same $\{\text{Cu}(\text{II})_2\}$ paddlewheel, CuB, is the second site of binding (A2) with a longer $\text{D}_2\cdots\text{CuB}$ distance of $2.41(1) \text{ \AA}$. At low

coverage, these two sites are clearly distinguished by their D_2 adsorption behaviour, with 85% of the D_2 from the first dosing coordinating to CuA centers, indicating that the two Cu(II) sites exhibit different environments for D_2 binding. The enhanced adsorption of D_2 by CuA is probably due to its being within the cuboctahedral cage, while CuB lies outside the cage. NPD studies on HKUST-1 and NOTT-101, in which all the Cu(II) centers are chemically equivalent, showed no differentiation between the Cu(II) sites for D_2 adsorption. Thus, we provide for the first time direct structural evidence demonstrating that a specific geometrical arrangement of exposed Cu(II) sites, in this case within the $\{Cu_{24}(\text{isophthalate})_{24}\}$ cuboctahedral cage, strengthens the interactions between D_2 molecules and open metal sites. The initial occupation of the three sites A3, A4, and A5 is only observed at higher loading. Sites A3 and A4 are located on the same 3-fold axis of the triangular window with the former being in the cusp of three isophthalate phenyl rings and the latter being on the other side of the window inside the cuboctahedral cage. Site A5 is located within the truncated tetrahedral cage B around the 3-fold axis of the triangular window.

4. Conclusions and Outlook

In this Account, we have described our recent work on the rational design of MOF materials for applications in H_2 storage. These frameworks are derived from organic struts incorporating isophthalate units that provide a diversity of secondary building units for the construction of novel structures with $\{Cu(II)_2\}$ paddlewheels. Variation of the organic moieties that connect with isophthalate units via the 1-position generates a series of tetra-, hexa- and octa-carboxylate aromatic rigid linkers, affording frameworks by the assembly with $\{Cu(II)_2\}$ paddlewheels with versatile pore geometries and functionalities. Polyhedral **ubt**-type frameworks incorporating hierarchically-sized cages assembled from hexacarboxylate linkers have higher surface areas and pore volumes than those derived from tetracarboxylates or octacarboxylates and show high H_2 storage capacities. These Cu(II)-based materials show relatively low isosteric heats of adsorption for H_2 , typically $5\text{--}8\text{ kJ mol}^{-1}$, despite the incorporation of open Cu(II) sites which show only slightly higher adsorption energy than other binding sites. Currently, we are exploring further routes to the preparation of porous MOFs which not only show very high surface areas and pore volumes, but also possess high isosteric heats of adsorption for H_2 , with the aim of raising the operating temperatures of these materials.

Acknowledgements

We thank the EPSRC for support. SY thanks that Leverhulme Trust for an Early Career Research Fellowship and MS thanks the ERC for an Advanced Grant.

References

1. Schlapbach, L.; Züttel, A. Hydrogen-Storage Materials for Mobile Applications. *Nature* **2001**, *414*, 353–358.
2. <http://www.eere.energy.gov/hydrogenandfuelcells/mypp/>. Department of Energy, Office of Energy Efficiency and Renewable Energy Hydrogen, Fuel Cells and Infrastructure Technologies Program Multi-Year Research, Development and Demonstration Plan.
3. Eberle, U.; Felderhoff, M.; Schüth, F. Chemical and Physical Solutions for Hydrogen Storage. *Angew. Chem., Int. Ed.* **2009**, *48*, 2–25.
4. Suh, M. P.; Park, H. J.; Prasad, T. K.; Lim, D.-W. Hydrogen Storage in Metal-Organic Frameworks. *Chem. Rev.* **2012**, *112*, 782–835.
5. Lin, X.; Champness, N. R.; Schröder, M. Hydrogen, Methane and Carbon Dioxide Adsorption in Metal-Organic Framework Materials. *Top. Curr. Chem.* **2010**, *293*, 35–76.
6. Chen, B.; Zhao, X.; Putkham, A.; Hong, K.; Lobkovsky, E. B.; Hurtado, E. J.; Fletcher, A. J.; Thomas, K. M. Surface Interactions and Quantum Kinetic Molecular Sieving for H₂ and D₂ Adsorption on a Mixed Metal-Organic Framework Material. *J. Am. Chem. Soc.* **2008**, *130*, 6411–6423.
7. Dincă, M.; Long, J. R. Hydrogen Storage in Microporous Metal–Organic Frameworks with Exposed Metal Sites. *Angew. Chem., Int. Ed.* **2008**, *47*, 6766–6779.
8. Mulfort, K. L.; Farha, O. K.; Stern, C. L.; Sarjeant, A. A.; Hupp, J. T. Post-Synthesis Alkoxide Formation Within Metal-Organic Framework Materials: A Strategy for Incorporating Highly Coordinatively Unsaturated Metal Ions. *J. Am. Chem. Soc.* **2009**, *131*, 3866–3868.
9. Yang, S.; Lin, X.; Blake, A. J.; Walker, G.; Hubberstey, P.; Champness, N. R.; Schröder, M. Cation-induced Kinetic Trapping and Enhanced Hydrogen Adsorption in a Modulated Anionic Metal–Organic Framework *Nat. Chem.* **2009**, *1*, 487–493.
10. Yang, S.; Martin, G. S. B.; Titman, J. J.; Blake, A. J.; Allan, D. R.; Champness, N. R.; Schröder, M. Pore with Gate: Enhancement of the Isothermic Heat of Adsorption of Dihydrogen via Postsynthetic Cation Exchange in Metal-Organic Frameworks. *Inorg. Chem.* **2011**, *50*, 9374–9384.
11. Perry IV, J. J.; Perman, J. A.; Zaworotko, M. J. Design and synthesis of metal–organic frameworks using metal–organic polyhedra as supermolecular building blocks. *Chem. Soc. Rev.* **2009**, *38*, 1400–1417.
12. Zhao, D.; Timmons, D. J.; Yuan, D.; Zhou, H.-C. Tuning the Topology and Functionality of Metal-Organic Frameworks by Ligand Design. *Acc. Chem. Res.* **2011**, *44*, 123–133.
13. Farha, O. K.; Hupp, J. T. Rational Design, Synthesis, Purification, and Activation of Metal-Organic Framework Materials. *Acc. Chem. Res.* **2010**, *43*, 1166–1175.
14. Moulton, B.; Lu, J.; Mondal, A.; Zaworotko, M. J. Nanoballs: Nanoscale Faceted Polyhedra with Large Windows and Cavities. *Chem. Commun.* **2001**, 863–864.
15. Perry IV, J. J.; Kravtsov, V. Ch.; McManus, G. J.; Zaworotko, M. J. Bottom up Synthesis That Does Not Start at the Bottom: Quadruple Covalent Cross-Linking of Nanoscale Faceted Polyhedra. *J. Am. Chem. Soc.* **2007**, *129*, 10076–10077.
16. Lin, X.; Jia, J.; Zhao, X. B.; Thomas, K. M.; Blake, A. J.; Champness, N. R.; Hubberstey, P.; Schröder, M. High H₂ Adsorption by Coordination-Framework Materials *Angew. Chem., Int. Ed.* **2006**, *45*, 7358–7364.
17. Lin, X.; Telepeni, I.; Blake, A. J.; Dailly, A.; Brown, C. M.; Simmons, J. M.; Zoppi, M.; Walker, G. S.; Thomas, K. T.; Mays, T. J.; Hubberstey, P.; Champness, N. R.; Schröder, M. High Capacity Hydrogen Adsorption in Cu(II) Tetracarboxylate Framework Materials: The Role of Pore Size, Ligand Functionalization, and Exposed Metal Sites *J. Am. Chem. Soc.* **2009**, *131*, 2159–2171.

18. Yang, S.; Lin, X.; Dailly, A.; Blake, A. J.; Champness, N. R.; Hubberstey, P.; Schröder, M. Enhancement of H₂ Adsorption in Coordination Framework Materials by Use of Ligand Curvature. *Chem.–Eur. J.* **2009**, *15*, 4829–4835.
19. Wang, X.-S.; Ma, S.; Rauch, K.; Simmons, J. M.; Yuan, D.; Wang, X.; Yildirim, T.; Cole, W. C.; López, J. J.; de Meijere, A.; Zhou, H.-C. Metal–Organic Frameworks Based on Double-Bond-Coupled Di-Isophthalate Linkers with High Hydrogen and Methane Uptakes. *Chem. Mater.* **2008**, *20*, 3145–3152.
20. Zhao, D.; Yuan, D.; Yakovenko, A.; Zhou, H.-C. A NbO-type Metal–Organic Framework Derived from a Polyene-coupled Di-isophthalate Linker formed in situ. *Chem. Commun.* **2010**, *46*, 4196–4198.
21. Yang, W.; Lin, X.; Jia, J.; Blake, A. J.; Wilson, C.; Hubberstey, P.; Champness, N. R.; Schröder, M. A Biporous Coordination Framework with High H₂ Storage Density. *Chem. Commun.* **2008**, 359–361.
22. Perry IV, J. J.; Perman, J. A.; Zaworotko, M. J. Design and Synthesis of Metal–Organic Frameworks Using Metal–Organic Polyhedra as Supramolecular Building Blocks. *Chem. Soc. Rev.* **2009**, *38*, 1400–1417.
23. Yan, Y.; Lin, X.; Yang, S.; Blake, A. J.; Dailly, A.; Champness, N. R.; Hubberstey, P.; Schröder, M. Exceptionally High H₂ Storage by a Metal–Organic Polyhedral Framework. *Chem. Commun.* **2009**, 1025–1027.
24. Yan, Y.; Telepeni, I.; Yang, S.; Lin, X.; Kockelmann, W.; Dailly, A.; Blake, A. J.; Lewis W.; Walker, G. S.; Allan, D. R.; Barnett, S. A.; Champness, N. R.; Schröder, M. Metal–Organic Polyhedral Frameworks: High H₂ Adsorption Capacities and Neutron Powder Diffraction Studies *J. Am. Chem. Soc.* **2010**, *132*, 4092–4094.
25. Yan, Y.; Blake, A. J.; Lewis, W.; Barnett, S. A.; Dailly, A.; Champness N. R.; Schröder M. Modifying Cage Structures in Metal–Organic Polyhedral Frameworks for H₂ Storage. *Chem. Eur. J.* **2011**, *17*, 11162–11170.
26. Yan, Y.; Yang, S.; Blake, A. J.; Lewis, W.; Poirier, E.; Barnett, S. A.; Champness, N. R.; Schröder, M. A Mesoporous Metal–Organic Framework Constructed from a Nanosized C₃-Symmetric Linker and [Cu₂₄(isophthalate)₂₄] Cubooctahedra. *Chem. Commun.* **2011**, *47*, 9995–9997.
27. Yan, Y.; Suyetin, M.; Bichoutskaia, E.; Blake, A. J.; Allan, D. R.; Barnett, S. A.; Schröder, M. Modulating the Packing of [Cu₂₄(isophthalate)₂₄] Cubooctahedra in a Triazole-Containing Metal–Organic Polyhedral Framework. *Chem. Sci.* **2013**, *4*, 1731–1736.
28. Nouar, F.; Eubank, J. F.; Bousquet, T.; Wojtas, L.; Zaworotko, M. J.; Eddaoudi, M. Supramolecular Building Blocks (SBBs) for the Design and Synthesis of Highly Porous Metal–Organic Frameworks. *J. Am. Chem. Soc.* **2008**, *130*, 1833–1835.
29. Hong, S.; Oh, M.; Park, M.; Yoon, J. W.; Chang, J.-S.; Lah, M. S. Large H₂ Storage Capacity of a New Polyhedron-based Metal–Organic Framework with High Thermal and Hygroscopic Stability. *Chem. Commun.* **2009**, 5397–5399.
30. Zhao, D.; Yuan, D.; Sun, D.; Zhou, H.-C. Stabilization of Metal–Organic Frameworks with High Surface Areas by the Incorporation of Mesocavities with Microwindows. *J. Am. Chem. Soc.* **2009**, *131*, 9186–9188.
31. Yuan, D.; Zhao, D.; Sun, D.; Zhou, H.-C. An Isorecticular Series of Metal–Organic Frameworks with Dendritic Hexacarboxylate Ligands and Exceptionally High Gas-Uptake Capacity. *Angew. Chem., Int. Ed.* **2010**, *49*, 5357–5361.
32. Farha, O. K.; Yazaydin, A. Ö.; Eryazici, I.; Malliakas, C. D.; Hauser, B. G.; Kanatzidis, M. G.; Nguyen, S. T.; Snurr, R. Q.; Hupp, J. T. *De novo* Synthesis of a Metal–Organic Framework Material Featuring Ultrahigh Surface Area and Gas Storage Capacities. *Nat. Chem.* **2010**, *2*, 944–948.
33. Farha, O. K.; Wilmer, C. E.; Eryazici, I.; Hauser, B. G.; Parilla, P. A.; O’Neill, K.; Sarjeant, A. A.; Nguyen, S. B. T.; Snurr, R. Q.; Hupp, J. T. Designing Higher Surface Area Metal–Organic Frameworks: Are Triple Bonds Better Than Phenyls? *J. Am. Chem. Soc.* **2012**, *134*, 9860–9863.

34. Farha, O. K.; Eryazici, I.; Jeong, N. C.; Hauser, B. G.; Wilmer, C. E.; Sarjeant, A. A.; Snurr, R. Q.; Nguyen, S. B. T.; Yazaydin, A. Ö.; Hupp, J. T. Metal–Organic Framework Materials with Ultrahigh Surface Areas: Is the Sky the Limit? *J. Am. Chem. Soc.* **2012**, *134*, 15016–15021.
35. Tan, C.; Yang, S.; Champness, N. R.; Lin, X.; Blake, A. J.; Lewis, W.; Schröder, M. High Capacity Gas Storage by a 4,8-Connected Metal–Organic Polyhedral Framework. *Chem. Commun.* **2011**, *47*, 4487–4489.
36. Ma, L.; Mihalcik, D. J.; Lin, W. Highly Porous and Robust 4,8-Connected Metal–Organic Frameworks for Hydrogen Storage *J. Am. Chem. Soc.* **2009**, *131*, 4610–4612.
37. Peterson, V. K.; Liu, Y.; Brown, C. M.; Kepert, C. J. Neutron Powder Diffraction Study of D₂ Sorption in Cu₃(1,3,5-benzenetricarboxylate)₂. *J. Am. Chem. Soc.* **2006**, *128*, 15578–15579.

Biographies

Yong Yan was born in 1984 in Hubei, China. He obtained his BSc in Chemistry from Lanzhou University, China (2006) and PhD in Chemistry under the supervision Professor Martin Schröder at the University of Nottingham (2011). His research focuses on novel porous metal-organic materials for clean and renewable energy applications.

Sihai Yang was born in Tianjin, China, in 1984. He received his B.S. in Chemistry from Peking University (2007) and PhD in Chemistry under supervision of Professor M. Schröder at University of Nottingham (2011). He has been awarded the Dorothy Hodgkin Fellowship (2007), an EPSRC PhD Plus Fellowship (2010), and the Leverhulme Trust Early Career Fellowship (2011). His research interests focus on the selective carbon capture and hydrocarbon separations in functional porous materials.

Alexander J. Blake is Professor and Director of Chemical Crystallography at the University of Nottingham. He served as Vice-President of the British Crystallographic Association (2007-2010) and in 2012 was appointed Adjunct Professor at RMIT University, Melbourne, Australia. He is Chair of the European Crystallographic Meeting (ECM28) taking place in Warwick in August 2013. His research interests include structure determination, supramolecular structure and high pressure crystallography.

Martin Schröder is Professor and Head of Inorganic Chemistry and Dean of the Faculty of Science at the University of Nottingham. His research interests lie in the area of coordination and supramolecular chemistry with specific focus on energy applications and clean technologies.

Figures and Tables

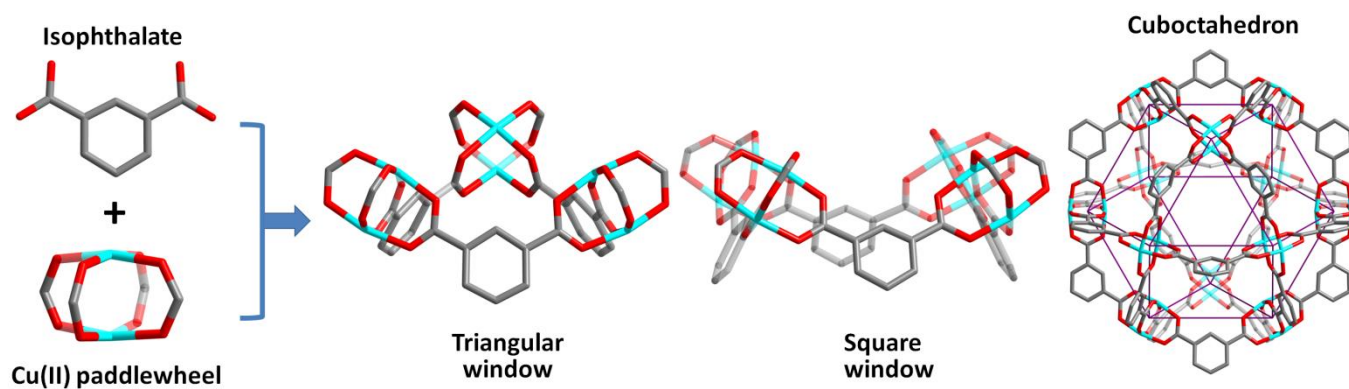


Figure 1. Assembly of isophthalate linkers and Cu(II) paddlewheels.

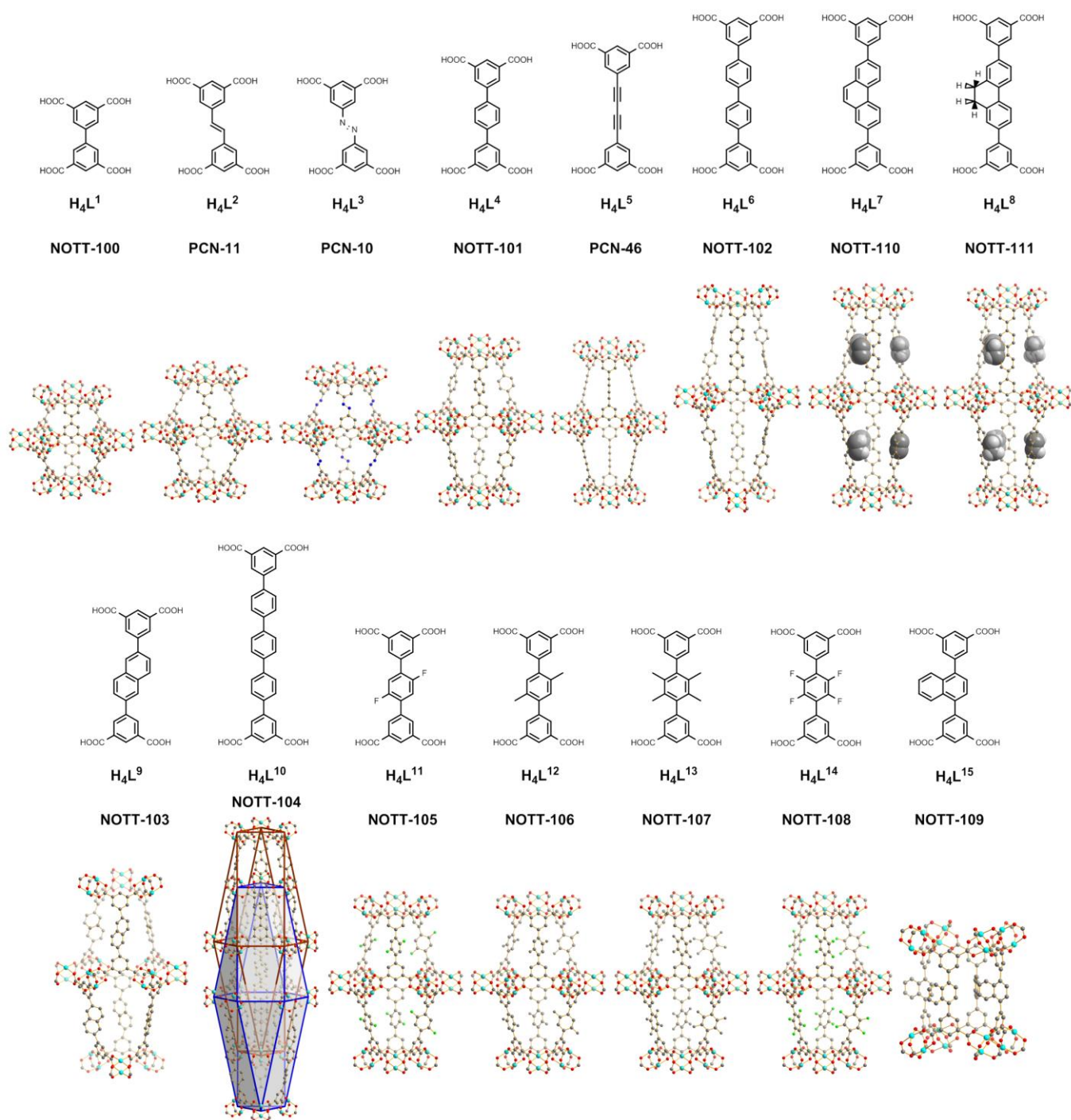


Figure 2. Isophthalate tetracarboxylate linkers and their corresponding Cu(II)-based framework materials.

Table 1. Porosity data and H₂ sorption properties of Cu-tetracarboxylate frameworks.

Complex	NOTT-100 ¹⁶	PCN-11 ¹⁹	PCN-10 ¹⁹	NOTT-101 ¹⁶	PCN-46 ²⁰	NOTT-102 ¹⁶	NOTT-103 ¹⁷	NOTT-105 ¹⁷	NOTT-106 ¹⁷	NOTT-107 ¹⁷	NOTT-109 ¹⁷	NOTT-110 ¹⁸	NOTT-111 ¹⁸
BET ^a (m ² g ⁻¹)	1640	1779	1407	2316	2500	2942	2929	2387	1855	1822	1718	2960	2930
Pore volume ^a (cm ³ g ⁻¹)	0.680	0.91	0.67	0.886	1.012	1.138	1.142	0.898	0.798	0.767	0.705	1.22	1.19
Crystal density (g cm ⁻³)	0.927	0.749	0.767	0.650	0.619	0.587	0.643	0.730	0.720	0.756	0.790	0.614	0.617
Pore diameter ^b (Å)	6.5	–	–	7.3	6.8 ^d	8.3	8.0	7.3	7.3	7.0	6.9	8.0	8.0
Total H ₂ Uptake ^c (wt%) at 1 bar/77 K	2.59	2.55	2.34	2.52	1.95	2.24	2.63	2.52	2.29	2.26	2.33	2.64/	2.56/
Total H ₂ Uptake ^c (mg g ⁻¹) at 20 bar/60 bar/77 K	40.2/–	59.7 (45 bar)	52.3 (45 bar)	60.6/66.0	–/71.6	60.7/72.0	65.1/77.8	54.0/–	45.0/–	44.6/–	41.5/–	65.9/76.2	64.8/73.6
Volumetric total H ₂ uptake at 77 K (g L ⁻¹)	37.3 (20 bar)	44.7 (45 bar)	39.2 (45 bar)	42.9 (60 bar)	44.32 (60 bar)	42.3 (60 bar)	50.0 (60 bar)	39.4 (20 bar)	32.4 (20 bar)	33.7 (20 bar)	32.8 (20 bar)	46.8 (55 bar)	45.4 (48 bar)

^a Derived from N₂ isotherms. ^b Pore diameters estimated from Dubinin-Astakhov analysis. ^c 1 bar and 20 bar H₂ adsorption data were obtained by gravimetric methods, and 60 bar data were obtained by volumetric methods. wt% = 100(weight of adsorbed H₂)/(weight of host). ^d The pore diameter of PCN-46 was calculated using the Horvath–Kawazoe model.

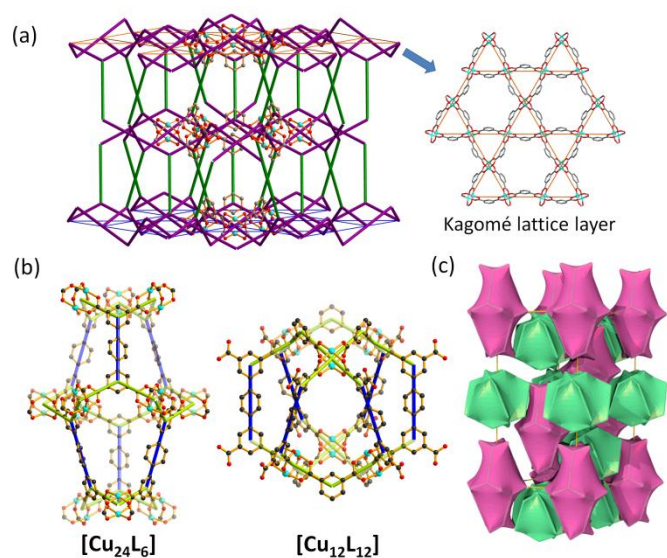


Figure 3. Views of (a) the **fof**-type framework viewed as a Kagomé lattice; (b) ellipsoidal [Cu₂₄L₆] cage and a spherical [Cu₁₂L₁₂] cage; (c) the tiling of these two cages in 3D space to give an **fof**-topology.

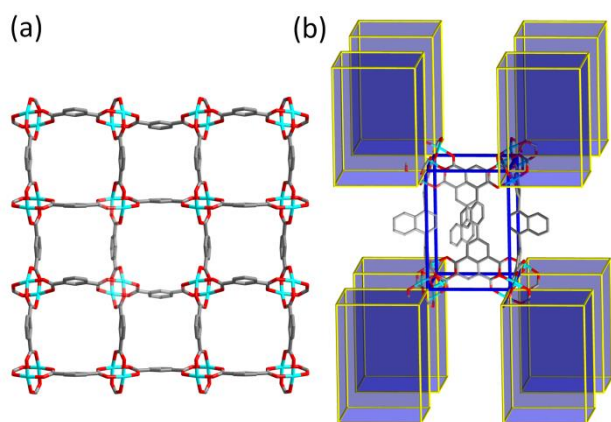


Figure 4. Views of (a) the square grid formed by isophthalate units and {Cu(II)₂} paddle-wheels in NOTT-109; (b) the framework of NOTT-109 with **ssb**-type topology.¹⁷

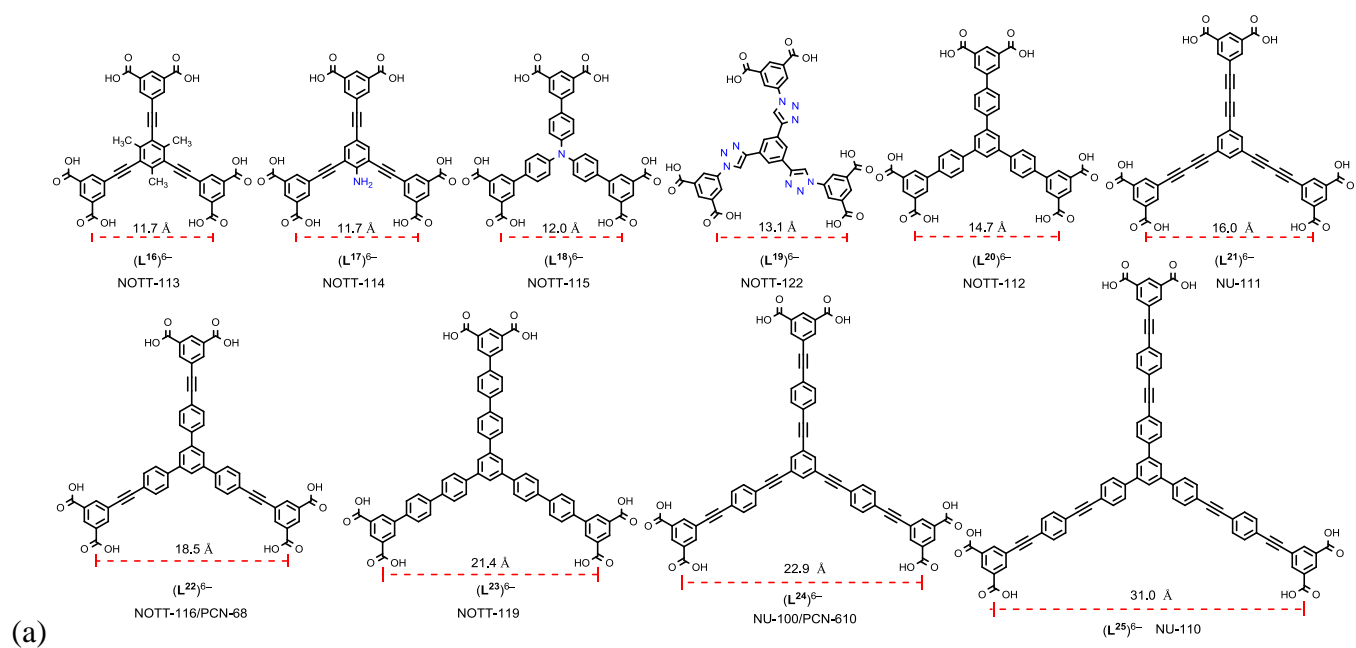


Figure 5. Views of (a) the hexacarboxylate L^{6-} linkers and the size l of the linkers; (b) the truncated octahedral cages in their respective (3,24)-connected frameworks.

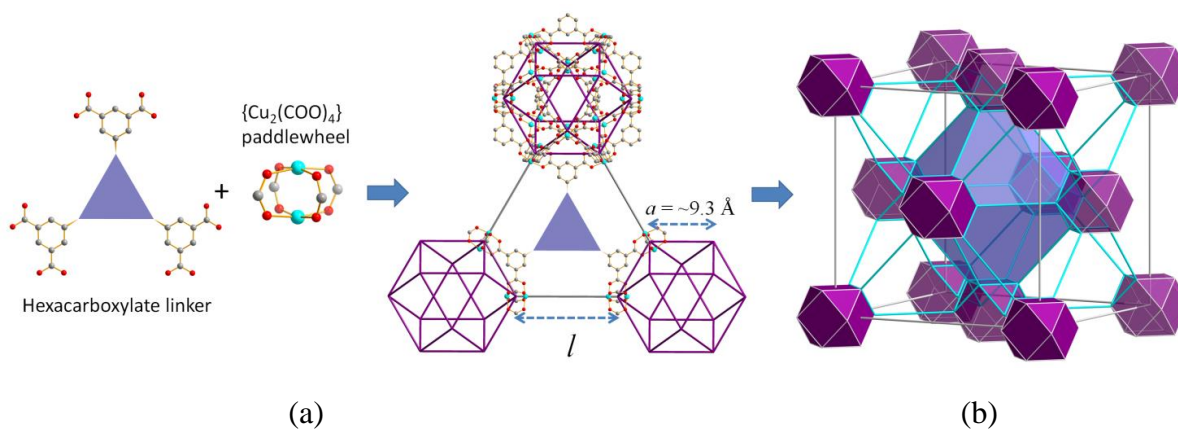


Figure 6. Views of (a) the construction of **ubt**-type networks using hexacarboxylate linkers and $\{Cu(II)_2\}$ paddlewheels; (b) the face-centered cubic packing of cuboctahedra in (3,24)-connected network.

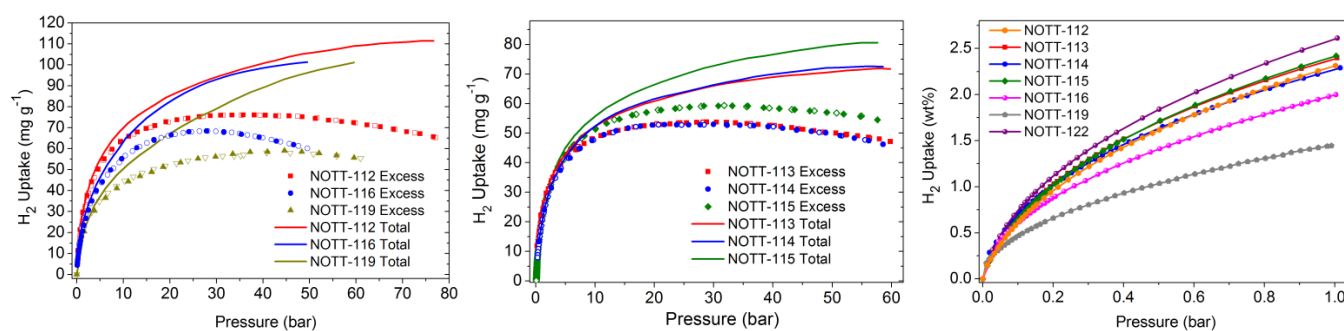


Figure 7. H_2 sorption isotherms at 77 K in Cu-hexacarboxylate frameworks.

Table 2. Porosity parameters for Cu-hexacarboxylate frameworks and their H₂ sorption properties. (add ref numbers to each material)

Material	NOTT-113 ²⁵	NOTT-114 ²⁵	NOTT-115 ²⁵	NOTT-122 ²⁷	NOTT-112 ²³	NU-111 ³³	NOTT-116 ²⁴	NOTT-119 ²⁶	NU-100 ³²	NU-110 ³⁴
Linker size <i>l</i> (Å)	11.7	11.7	12.0	13.1	14.7	16.0	18.5	21.4	22.9	31.0
Unit cell parameters ^a (Å)	<i>a</i> = 42.712(5)	<i>a</i> = 42.710(5)	<i>a</i> = 43.127(5)	<i>a</i> = 30.926(5) <i>c</i> = 45.103(7)	<i>a</i> = 47.005(3)	<i>a</i> = 48.893(2)	<i>a</i> = 51.670(6)	<i>a</i> = 56.296(7)	<i>a</i> = 59.872(2)	<i>a</i> = 68.706(10)
Crystal density (g cm ⁻³)	0.592	0.574	0.611	0.589	0.503	0.408	0.407	0.361	0.279	0.222
Cage A size (Å)	13.0	13.0	13.0	13.0	13.0	13.0	13.0	13.0	13.0	13.0
Cage B size (Å)	13	13	11	12.2	13.9	17	16	24.1	15.4	21.2
Cage C size (Å)	20	20	18	19.3	20	23	24	25	27.4	31.5
BET surface area (m ² g ⁻¹)	2970	3424	3394	3286	3800	5000	4664	4118	6143	7140
Pore volume (cm ³ g ⁻¹)	1.25	1.36	1.38	1.41	1.62	2.38	2.17	2.32	2.82	4.4
H ₂ uptake (wt%) at 1 bar, 77 K	2.39	2.28	2.42	2.61	2.3	2.1	1.9	1.44	1.8	–
Maximum excess H ₂ uptake (mg g ⁻¹)	53.7	52.9	59.3	–	76.1	69	68.4	59.0	99.5	–
Total H ₂ uptake (mg g ⁻¹)	71.7 (60 bar)	72.4 (60 bar)	80.7 (60 bar)	70.0 (20 bar)	111.1 (77 bar)	135 (110 bar)	101.3 (50 bar)	101.0 (60 bar)	164 (70 bar)	–
Total volumetric H ₂ uptake (g L ⁻¹)	42.5 (60bar)	42.6 (60 bar)	49.3 (60 bar)	41.2 (20 bar)	55.9 (77 bar)	55.1 (110 bar)	41.2 (50 bar)	36.5 (60 bar)	45.7 (70 bar)	–
H ₂ enthalpy <i>Q</i> _{st} (kJ mol ⁻¹)	5.9	5.3	5.8	6.0	5.6	5.6	6.7	7.3	6.1	–

^a The Cu-hexacarboxylate frameworks crystallise in the cubic space group *Fm-3m* except for NOTT-122 which adopts the lower-symmetry tetragonal space group *I4/m*.

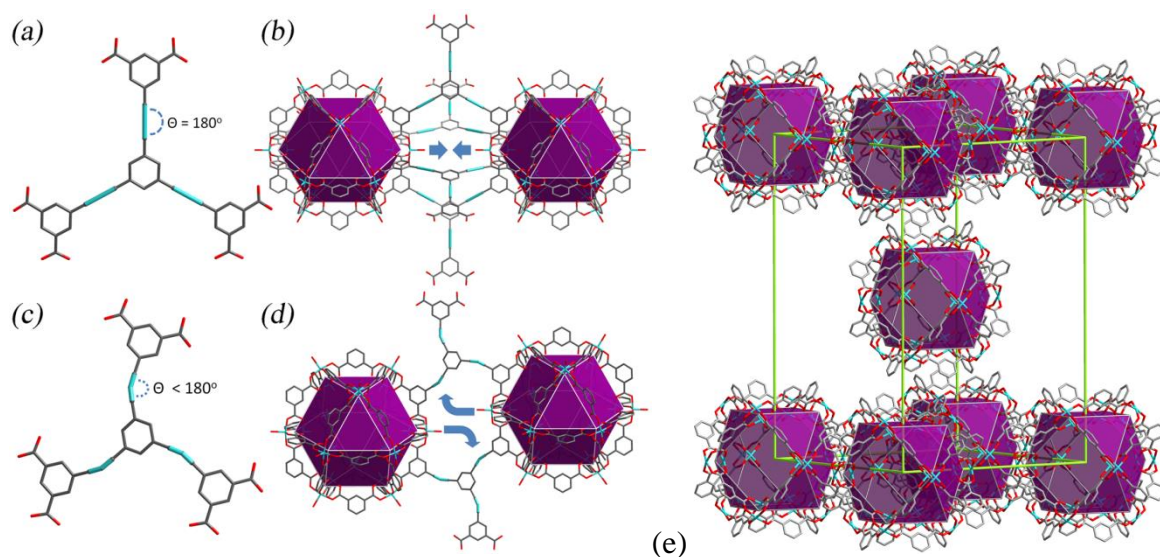


Figure 8. Views of C_3 -symmetric hexacarboxylate linkers and the resultant Cu-carboxylate network structures. (a) Coplanar linearly-connected isophthalates. (b) Two closest cuboctahedra in the **ubt**-type network aligned on the same axis showing steric hindrance (blue arrows) from the two axial water molecules. (c) Coplanar angularly-connected isophthalate units showing a lowered symmetry. (d) Enhanced close-packing of the cuboctahedra compared with the *fcc-ubt* network. (e) The body-centered tetragonal packing of $\{\text{Cu}_{24}\}$ cuboctahedra in NOTT-122.²⁷

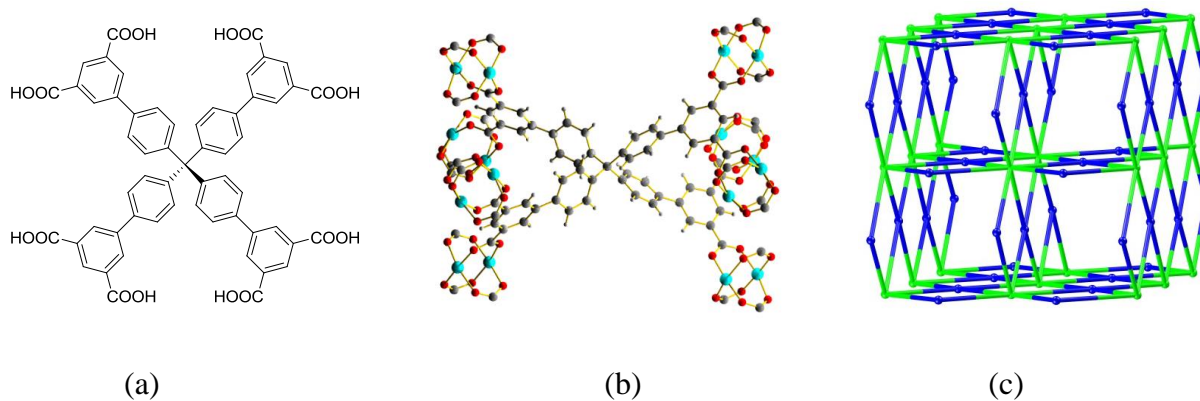


Figure 9. Views of (a) the octacarboxylate linker; (b) the structure of the metal ligand node; (c) the **scu**-type network NOTT-140 with $\{\text{Cu}(\text{II})_2\}$ paddlewheels.³⁵

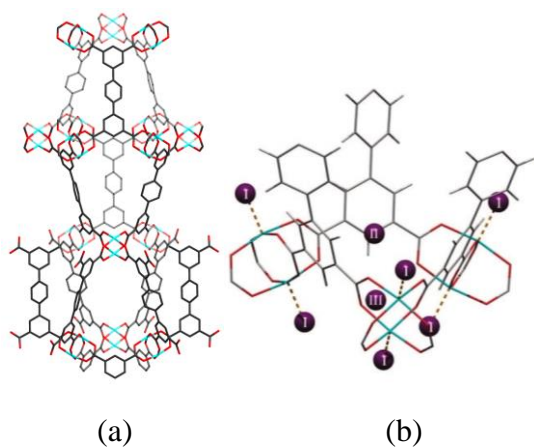


Figure 10. Views of (a) structure of NOTT-101; (b) the three identified D_2 adsorption sites in NOTT-101 by neutron powder diffraction.¹⁷

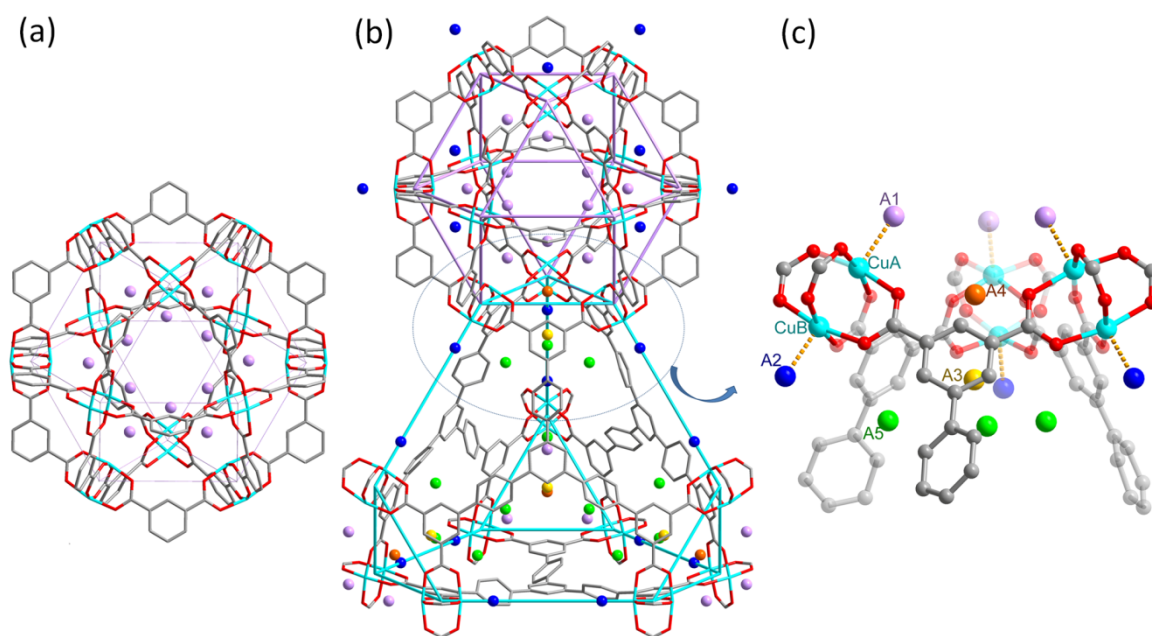


Figure 11. Views of D_2 positions in the desolvated framework NOTT-112. (a) D_2 positions in the cuboctahedral cage at a loading of 0.5 D_2/Cu ; (b) D_2 positions in Cage A and Cage B at a loading of 2.0 D_2/Cu ; (c) view of five D_2 positions (A1, A2, A3, A4, and A5) at a loading of 2.0 D_2/Cu (gray, carbon; red, oxygen; turquoise, copper). The D_2 positions are represented by colored spheres: A1, lavender; A2, blue; A3, yellow; A4, orange; A5, green.²⁴