



Management Science

Publication details, including instructions for authors and subscription information:
<http://pubsonline.informs.org>

The Attraction and Compromise Effects in Bargaining: Experimental Evidence

Fabio Galeotti, Maria Montero, Anders Poulsen

To cite this article:

Fabio Galeotti, Maria Montero, Anders Poulsen (2021) The Attraction and Compromise Effects in Bargaining: Experimental Evidence. Management Science

Published online in Articles in Advance 09 Jul 2021

. <https://doi.org/10.1287/mnsc.2021.4025>

Full terms and conditions of use: <https://pubsonline.informs.org/Publications/Librarians-Portal/PubsOnLine-Terms-and-Conditions>

This article may be used only for the purposes of research, teaching, and/or private study. Commercial use or systematic downloading (by robots or other automatic processes) is prohibited without explicit Publisher approval, unless otherwise noted. For more information, contact permissions@informs.org.

The Publisher does not warrant or guarantee the article's accuracy, completeness, merchantability, fitness for a particular purpose, or non-infringement. Descriptions of, or references to, products or publications, or inclusion of an advertisement in this article, neither constitutes nor implies a guarantee, endorsement, or support of claims made of that product, publication, or service.

Copyright © 2021, The Author(s)

Please scroll down for article—it is on subsequent pages



With 12,500 members from nearly 90 countries, INFORMS is the largest international association of operations research (O.R.) and analytics professionals and students. INFORMS provides unique networking and learning opportunities for individual professionals, and organizations of all types and sizes, to better understand and use O.R. and analytics tools and methods to transform strategic visions and achieve better outcomes.

For more information on INFORMS, its publications, membership, or meetings visit <http://www.informs.org>

The Attraction and Compromise Effects in Bargaining: Experimental Evidence

Fabio Galeotti,^a Maria Montero,^b Anders Poulsen^c

^aUniversité de Lyon, CNRS, GATE UMR 5824, Ecully F-69130, France; ^bSchool of Economics and Centre for Decision Research and Experimental Economics (CeDEx), University of Nottingham, Nottingham NG7 2RD, United Kingdom; ^cSchool of Economics and Centre for Behavioural and Experimental Social Science (CBESS), University of East Anglia, Norwich NR4 7TJ, United Kingdom

Contact: galeotti@gate.cnrs.fr,  <https://orcid.org/0000-0003-0221-5470> (FG); maria.montero@nottingham.ac.uk,

 <https://orcid.org/0000-0002-6999-7342> (MM); a.poulsen@uea.ac.uk,  <https://orcid.org/0000-0003-1742-2595> (AP)

Received: November 10, 2018

Revised: September 1, 2020; January 6, 2021

Accepted: January 26, 2021


Published Online in Articles in Advance:
July 9, 2021

<https://doi.org/10.1287/mnsc.2021.4025>

Copyright: © 2021 The Author(s)

Abstract. We experimentally investigate, in an unstructured bargaining environment with commonly known money payoffs, the attraction effect and compromise effect (AE and CE) in bargaining, namely, a tendency for bargainers to agree to an intermediate option (CE) or to an option that dominates another option (AE). We conjecture that the relevance of the AE and CE in bargaining is constrained by how focal the feasible agreements' payoffs are. We indeed observe that there are significant AEs and CEs, but these effects are mediated by the efficiency and equality properties of the feasible agreements. Due to the allure of equality, the effects are harder to observe when an equal earnings contract is available. Decoys are more effective in shifting agreements from a very unequal contract to a less unequal one rather than the reverse.

History: Accepted by Yuval Rottenstreich, behavioral economics and decision analysis.

 **Open Access Statement:** This work is licensed under a Creative Commons Attribution 4.0 International License. You are free to copy, distribute, transmit and adapt this work, but you must attribute this work as "Management Science. Copyright © 2021 The Author(s). <https://doi.org/10.1287/mnsc.2021.4025>, used under a Creative Commons Attribution License: <https://creativecommons.org/licenses/by/4.0/>."

Funding: This research was funded by the British Academy [Leverhulme Small Grant SG132438]. F. Galeotti acknowledges financial support of IDEXLYON from the Université de Lyon [INDEPTH, Grant IDEX-SBP-2018-03] within the Programme Investissements d'Avenir [Grant ANR-16-IDEX-0005]. A. Poulsen acknowledges support from the ESRC Network for Integrated Behavioural Science (NIBS) [Grant ES/K002201/1]. This research was performed within the framework of the LABEX CORTEX [Grant ANR-11-LABX-0042] of the Université de Lyon, within the program Investissements d'Avenir [Grant ANR-11-IDEX-007] operated by the French National Research Agency (ANR).

Supplemental Material: The online appendix and data are available at <https://doi.org/10.1287/mnsc.2021.4025>.

Keywords: bargaining • attraction effect • compromise effect • focality • equality • efficiency

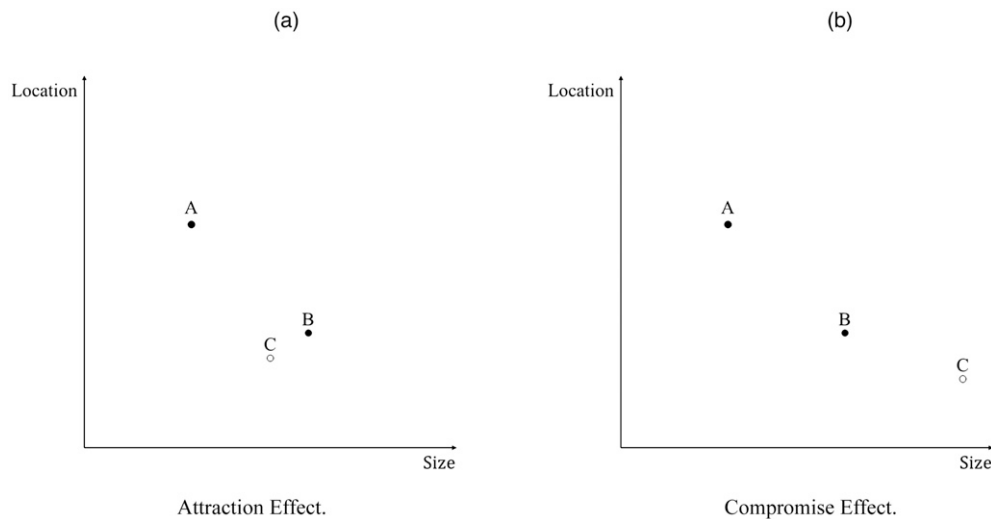
1. Introduction

The motivation for this paper comes from two behavioral regularities found in individual decision-making studies, namely, the attraction effect (AE) and the compromise effect (CE) (see Huber et al. 1982, Huber and Puto 1983, Simonson 1989). Suppose that a person must choose between say two apartments, A and B , that differ in two salient attributes, such as size and location. Two such apartments are shown in Figure 1 (where higher values of both size and location are assumed to be more desirable). The choice is nontrivial, since A is smaller but better located than B . Suppose that a third apartment, C , which is dominated by, say, apartment B but not by A , is added to the choice set (see Figure 1(a)).¹ The attraction effect (AE) arises when the decision maker is more likely to choose B when the set of alternatives is $\{A, B, C\}$ than $\{A, B\}$. This violates

the axiom known as *regularity* (see Luce 1977), which states that the probability of choosing an option cannot increase when the choice set is expanded.

Consider then the case where adding the third alternative C makes option B a compromise (second best on each attribute dimension), as shown in Figure 1(b). The *compromise effect* (CE) occurs when the decision maker is more likely to choose B when the set of options is $\{A, B, C\}$ than when it is $\{A, B\}$, once more a violation of regularity.

The AE and CE have been found to significantly influence choice in a variety of situations, such as product choice (Doyle et al. 1999, Munro and Popov 2013, Milberg et al. 2014), contingent valuation (Bateman et al. 2008), job candidate selection (Highhouse 1996, Slaughter et al. 2006, Kuncel and Dahlke 2020), sampling decisions (Trueblood et al. 2013, Noguchi and

Figure 1. Attraction and Compromise Effects in Individual Choice: (a) Attraction Effect and (b) Compromise Effect

Stewart 2014), elections (Pan et al. 1995, Herne 1997), choice among gambles (Wedell 1991, Herne 1999, de Haan and van Veldhuizen 2015, Beauchamp et al. 2019), legal judgments (Kelman et al. 1996), menu choices in a restaurant (Pinger et al. 2016), and partner choice (Sedikides et al. 1999). Various explanations for these effects have been put forward (see Section 2).

As far as we are aware, all the existing empirical research on the AE and CE has (with only very few exceptions, described in the next section) been concerned with *individual* choice situations. In this paper, we ask if there are also AEs and CEs in *interactive* settings, namely, *bargaining* situations, where two players can collaborate in a number of mutually beneficial ways but there is a conflict about exactly what form the collaboration should take. Negotiation researchers, as well as practitioners, should be interested in learning the conditions under which adding a dominated option to an existing menu of options is likely to affect the bargaining outcome and when one can increase the likelihood of an agreement on a certain “target” option by manipulating the menu of feasible agreements such that the target becomes a compromise.

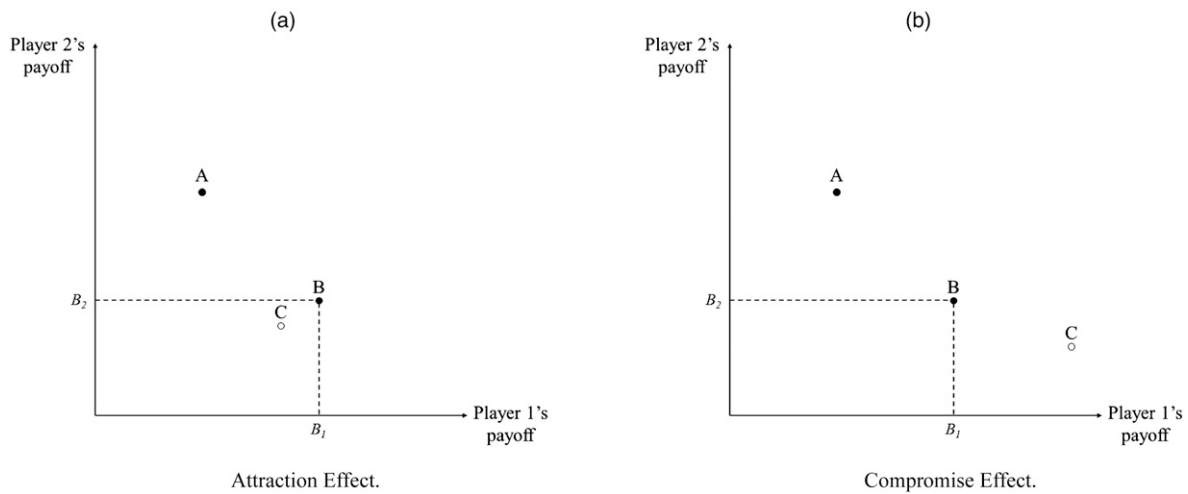
To see the managerial relevance, consider a hiring committee whose members must agree on what candidate to select from a small number of job applicants. There may be only a few (two or three) applicants, or prior shortlisting has reduced the set to such a small number. Another managerial example is intraorganizational negotiation, where a committee consisting of two department heads (of, say, production and advertising) must agree to a product design and advertising policy. Due to various technological constraints, or to limits on how many options the committee wants or can consider, there is only a small number of feasible policies. A third example is collective bargaining

between employers and unions, where the negotiation focuses on which wage-working conditions package to agree on. In these situations, it is often the case that there are few options, some of which may be compromises, and others may be dominated, and so it becomes natural to ask if there exist AEs and CEs.²

We study the AE and CE in bargaining by letting players negotiate over a set of options (referred to as *contracts*), where each contract has two attributes, namely, how much money each player gets if they agree to the contract in question (see Figure 2).³ The set of feasible contracts (the *contract set*) either consists of two, $S = \{A, B\}$, or three contracts, $T = \{A, B, C\}$. An *agreement* is an element from the contract set (the players cannot agree to more than one element, or to a lottery over contracts). If they agree to say contract B , then player 1 (player 2) gets a monetary payoff, B_1 (B_2). If they fail to agree, then each bargainer gets zero.

Each axis in Figure 2 measures each player’s subjective payoff. In our experiment, we assume that players are self-interested and risk neutral, such that the utility from a contract equals the money it pays out. Of course, it is possible that players have social preferences (see, e.g., Fehr and Schmidt 1999, Bolton and Ockenfels 2000, Charness and Rabin 2002). In this case, the ordinal relationships between the contracts in money space could differ from the ones in utility space. Nevertheless, we show, in the online appendix, that the money-based rankings are robust to (moderate) other-regarding preferences. More precisely, our findings for the AE and CE also hold for inequity-averse bargainers, as long as the concerns for disadvantageous and advantageous inequality (α and β) are not too large. Similarly, our results are robust to both maximin and efficiency preferences, as long as the concerns for these properties are not too strong.

Figure 2. The Attraction and Compromise Effects in Bargaining: (a) Attraction Effect and (b) Compromise Effect



In Figure 2(a), the contract C is strictly dominated by B but not by A . We define the AE in bargaining as follows: the bargainers are more likely to agree on B when the contract set is $T = \{A, B, C\}$ than when it is $S = \{A, B\}$. In terms of the data, the AE means that the proportion of agreements on B is higher in the first than the second case. In Figure 2(b), adding contract C makes B a compromise (i.e., each player's second-best contract in terms of money payouts). The CE in bargaining arises when the bargainers are more likely to agree on B when the contract set is $\{A, B, C\}$ than when it is $\{A, B\}$. As we will explain, we regard both the AE and the CE as a violation, at the level of the aggregate data, of the independence of irrelevant alternatives condition, IIA (Nash 1950), which states that if the bargainers agree to some option when there is a large set of alternative options available, then the same option is agreed to when the set of alternatives is reduced.⁴

Why might we expect there (not) to be an AE and CE in bargaining in the first place? Consider first cooperative bargaining theory (see Thomson 1994). As we show in Section 5, both the Nash and the Kalai-Smorodinsky bargaining solution (Nash 1950, Kalai and Smorodinsky 1975) rule out the AE, and they yield different predictions regarding the CE.⁵ Among ordinal bargaining solutions, the fallback solution (Brams and Kilgour 2001; see also de Clippel and Eliaz 2012) predicts both the AE and CE, whereas the ordinal egalitarian solution (Conley and Wilkie 2012) predicts the CE but rules out an AE.

A well-known hypothesis for coordination and bargaining situations (see Schelling 1960, Myerson 1989) is that the bargainers can overcome the coordination problem by identifying a *focal* contract. One source of focality can be desirable money payoffs (equal or total-earnings maximizing, or some combination thereof). Based on existing research (see, e.g., Roth and

Murnighan 1982, Isoni et al. 2014, Luhan et al. 2017, Galeotti et al. 2019), we expect such *payoff focality* to influence the agreement. Payoff-based notions such as equality and total earnings are cardinal properties. Our hypothesis is that what we call *relational focality*, namely, salient properties of a contract based on *ordinal* (rank-based) comparisons (such as a contract being a compromise between others or dominating another contract) also serve to make a contract focal, and this gives rise to the CE and AE.⁶ We expect that if a contract is both payoff and relationally focal, then it is highly likely to be agreed on. It is perhaps more interesting to consider how payoff and relational focality interact when they suggest different agreements, and the purpose of the paper is to shed empirical light on this relationship.⁷

We conducted two within-subject experiments. In Experiment 1, we explore different games where we vary the payoffs, and hence the payoff focality, of the base contracts A and B , and measure if, by adding the C contract, making one of the base contracts a compromise or dominant has a significant effect on the observed distribution of agreements. The findings from the first experiment led us to conduct a second experiment that employed the same design and procedures as Experiment 1 but with a different list of games to test the robustness of the CE and AE. The list includes both old (from Experiment 1) and new games. The main finding of these experiments is that there are significant AEs and CEs in our bargaining environment but only under certain conditions on contracts A and B 's (and sometime C 's) payoffs. Relational focality is thus constrained by payoff focality. Our interpretation is that it is only when payoff focality is relatively weak that relational focality, and hence the CE and AE, significantly manifest themselves. We now provide more detail on our findings.

Significant CE: We observe a significant CE when the two base contracts A and B are “equally unequal” (namely, located symmetrically around the 45-degree line) and there is not too much conflict among the players about which one to agree to.

Second, if neither A nor B offers equal payoffs (and they are not symmetric around the 45-degree line), then a significant CE arises when the target contract (the one that is made a compromise by adding C) is the least unequal of the contracts.

Third, there is a significant CE even when the target contract is Pareto efficient and offers the players exactly the same payoffs, as long as the total earnings offered by the contract are sufficiently small. Otherwise, the contract is so payoff focal that there is little “room” for raising its popularity further by making it a compromise. In our opinion, this is a particularly important finding: relational focality can matter for a contract even when that contract already possesses a very strong property of offering perfectly equal and efficient payoffs.

Significant AE: We observe a significant AE when the target contract is the less unequal base contract and neither the C contract nor the target are exactly equal. If the base contracts are symmetric around the 45-degree line, and hence equally payoff focal, then the AE is less strong than the CE.

The rest of the paper is organized as follows. In Section 2, we describe the related literature. We define the AE and CE in bargaining in Section 3. Section 4 introduces the experimental bargaining games, the experimental design and logistics of the first experiment. Section 5 describes our predictions and hypotheses. The experimental findings of the first experiment are reported in Section 6. Section 7 contains the experimental games and design of the second experiment. Section 8 presents the main results of this second study. Section 9 discusses the findings and suggests some future research. We conclude in Section 10. The online appendix contains the experimental instructions, additional theory, and supplementary data analysis.

2. Related Literature

Although there have been many studies of the AE and CE in individual choice settings (for an overview, see Frederick et al. 2014; Lichters et al. 2015, 2016),⁸ we are aware of only a few studies of these effects in interactive settings. Galeotti et al. (2019) considered the trade-off between equality and efficiency in a bargaining setting. Their games vary the severity of the trade-off between equality and total-earnings maximization. Some of their games are two-sided, consisting of one equal contract and two symmetrically unequal contracts, whereas others are one-sided, consisting of one equal and one unequal contract. In comparing one-sided and two-sided games, they observed that the equal contract

is more likely to be agreed on in two-sided games, a finding they interpret as a CE. The AE was not investigated.⁹ The current paper launches a systematic investigation of the CE and AE in bargaining.

We are aware of two other investigations of the AE (but not CE) in interactive situations. Colman et al. (2007) and Amaldoss et al. (2008) consider one-shot simultaneous-move games with “strategic asymmetric dominance.” This means that a player has a strategy x that is strictly or weakly dominated by just one of the other strategies, y . There is a strategic asymmetric dominance effect if the presence of x makes the player more likely to choose y . Since x is dominated by y for an individual player, their AE is close to the one found in individual choice.

The main purpose of our experiment is to collect data rather than to develop and test a theory of the AE and CE in bargaining. It may nonetheless be useful to note that some of the proposed explanations for the AE and CE in individual choice settings¹⁰ can be relevant for bargaining. For example, in a multiattribute choice setup, Poterack (2015) and Tserenjigmid (2019) let the minimum value along each dimension serve as a reference point. In a bargaining context, the addition of a decoy changes the minimum payoff from an agreement for one but not the other player (cf. Figure 2). If players resist agreeing to their least favorable contract, then this would create an effect in the direction of the CE and AE.¹¹ Future work can develop and experimentally test such theories of the AE and CE in bargaining.

3. The Attraction and Compromise Effects in Bargaining

A contract specifies how much money player 1 and 2 gets. Players 1 and 2 negotiate either over a set of two contracts, denoted $S = \{A, B\}$, or over a set of three contracts, $T = \{A, B, C\}$. The only difference is thus whether contract C is feasible or not. We refer to the contracts in S as the *base contracts*. The bargaining game based on a given contract set is referred to simply as the *game* (G). We refer to the game based on contract set S as the *base game* (BG). Contract C is referred to as the *decoy*, and the base contract that the decoy is intended to make more focal is the *target*.

Denote by p_i^S the proportion of bargaining pairs who agree to contract i , where $i = A, B$, when the contract set is $S = \{A, B\}$. Similarly, let p_j^T denote the proportion of bargaining pairs who agree to contract $j = A, B, C$ when the contract set is $T = \{A, B, C\}$. All of these proportions are calculated out of all interactions, including those that ended in disagreement. We define the AE and CE in terms of these aggregate contract agreement proportions.

In what follows, we assume that contract B is the target (as in Figure 2). We say that a contract *strictly*

dominates another if the former offers each player a strictly higher amount of money than the latter, and that it is a *compromise* if, for each player, its money payouts are the second highest, whereas each of the other contracts gives one player its highest payoff and the other its lowest.

Definition 1 (Attraction Effect, AE). Suppose that the decoy C is strictly dominated by B but not by A . The AE arises when $p_B^T > p_B^S$.

Definition 2 (Compromise Effect, CE). Suppose that the decoy C makes B a compromise. The compromise effect arises when $p_B^T > p_B^S$.

We detect AE and CE in the data by comparing the proportions of agreements on the target contract when the contract set is S and when it is T . If the latter proportion is significantly larger than the former, then we reject the null hypothesis in favor of the alternative hypothesis, that there is an AE or CE.

4. Experiment 1

4.1. The Bargaining Games

We collected data from 22 games, shown in Table 1 and Figure 3. There are four *base games* (BG), 1, 4, 7, and 16 (marked in grey in the table), each with contract sets $S = \{A, B\}$. In game 1 (BG1), the two contracts are “symmetrically unequal.” In BG4, there is an equal and total-earnings maximizing contract (B). BG7 is similar to BG4, except that the equal contract is Pareto efficient but not total-earnings maximizing. Finally,

BG16 has a contract that offers nearly equal payoffs. By adding different C contracts to the base games, we can assess how the strength of the AE and CE depends on the nature of the added contract C and how these effects vary across different base games.

We also collected data for two games, G15 and G22, where the C contract was strictly dominated by *both* base contracts. We thought it would be interesting to see if the presence of such clearly inferior contracts could still exert a significant influence on the bargaining outcome.

4.2. Experimental Design and Procedures

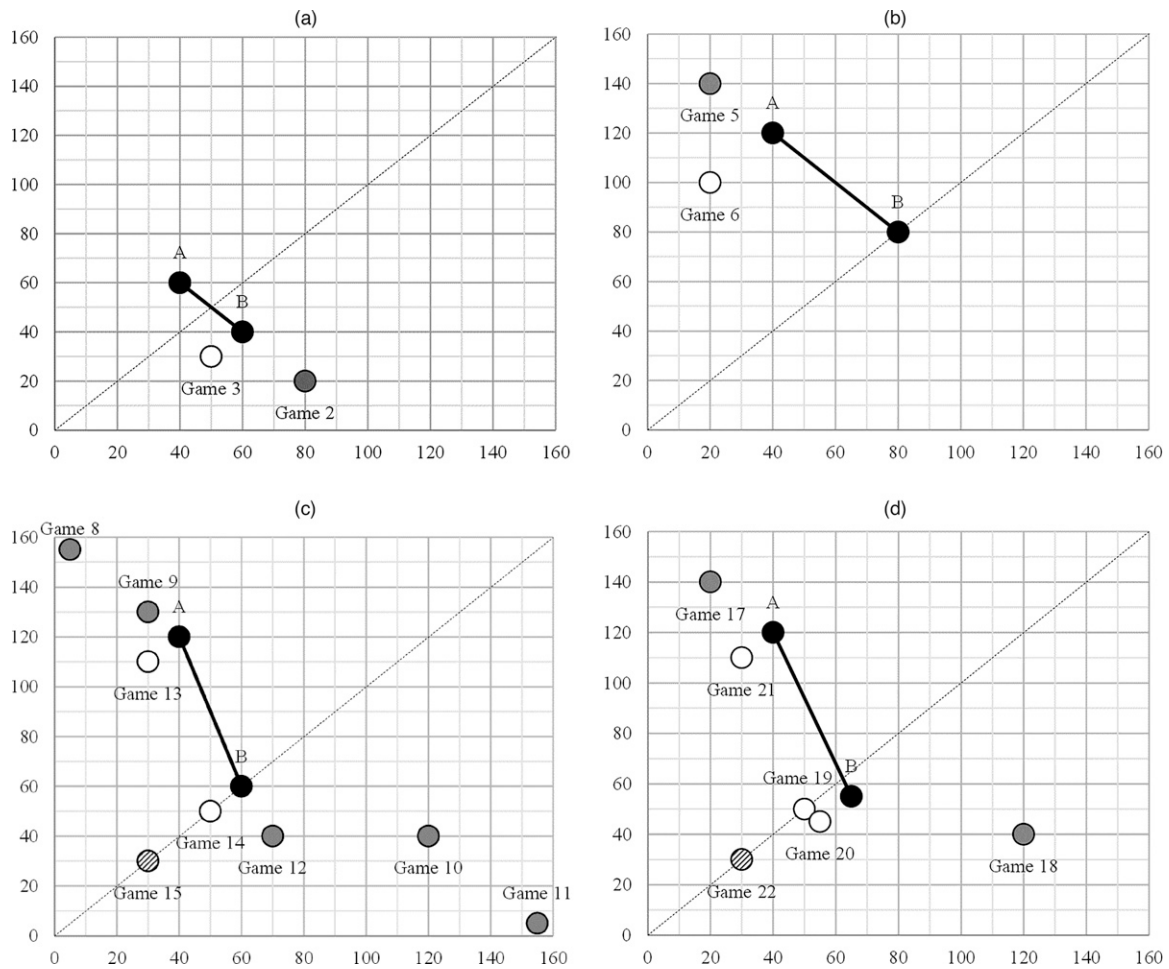
The experiment involved 17 sessions with 16 participants per session (272 participants in total). We used the software *z-Tree* (Fischbacher 2007) to program and conduct the experiment and *ORSEE* (Greiner 2015) to recruit the participants. Subjects earned on average £13 (including a show-up fee of £4), and each session lasted just under an hour.

On arriving at the laboratory, subjects were allocated to different desks separated by partitions. They received printed instructions (see the online appendix), which were read aloud by the experimenter. Each subject encountered the 22 bargaining games in a different order. The design is thus within-subject, providing a more powerful test bed for the hypothesized effects. Subjects did not know the content of the 22 games in advance and only knew that they would be rematched after each game.¹² Since different subjects

Table 1. The Bargaining Games for Experiment 1

Game	Contracts			Target	Hypothesized effect
	A	B	C		
1	(40,60)	(60,40)		–	–
2	(40,60)	(60,40)	(80,20)	B	Compromise
3	(40,60)	(60,40)	(50,30)	B	Attraction
4	(40,120)	(80,80)		–	–
5	(40,120)	(80,80)	(20,140)	A	Compromise
6	(40,120)	(80,80)	(20,100)	A	Attraction
7	(40,120)	(60,60)		–	–
8	(40,120)	(60,60)	(5,155)	A	Compromise
9	(40,120)	(60,60)	(30,130)	A	Compromise
10	(40,120)	(60,60)	(120,40)	B	Compromise
11	(40,120)	(60,60)	(155,5)	B	Compromise
12	(40,120)	(60,60)	(70,40)	B	Compromise
13	(40,120)	(60,60)	(30,110)	A	Attraction
14	(40,120)	(60,60)	(50,50)	B	Attraction
15	(40,120)	(60,60)	(30,30)	B	Decoy strictly dominated by A and B
16	(40,120)	(65,55)		–	–
17	(40,120)	(65,55)	(30,130)	A	Compromise
18	(40,120)	(65,55)	(120,40)	B	Compromise
19	(40,120)	(65,55)	(50,50)	B	Attraction
20	(40,120)	(65,55)	(55,45)	B	Attraction
21	(40,120)	(65,55)	(30,110)	A	Attraction
22	(40,120)	(65,55)	(30,30)	B	Decoy strictly dominated by A and B

Note. Base games (1, 4, 7, 16) are in gray.

Figure 3. Graphical Illustration of the Bargaining Games: (a) Games 1–3; (b) Games 4–6; (c) Games 7–15; (d) Games 16–22

Notes. The axes measure (in experimental points) how much each person (1 and 2) gets for a given agreed contract. The base contracts *A* and *B* are in black. The decoy contract *C* is in grey (white) when it is hypothesized to generate a CE (AE). It is in hatched when it is dominated by both *A* and *B*.

encounter the games in a different order and are re-matched in every round, we do not expect strong learning or order effects in the data that would bias our comparisons across games, given similar experimental setups (see, e.g., Andreoni and Miller 2002, Isoni et al. 2014). Additional data analysis reported in the online appendix supports this conclusion.

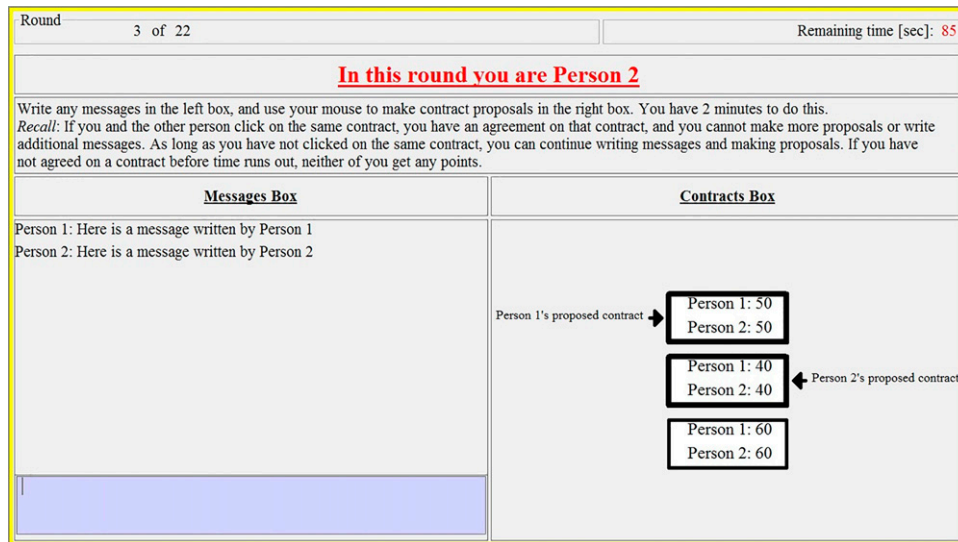
In each game that a subject encountered, one randomly selected subject was referred to as *person 1* and the other as *person 2*. Hence, a subject could be *person 1* in some games and *person 2* in others. We used these player labels to simplify the description of and reference to the contracts. When two subjects were matched, it was randomly decided which feasible payoffs were assigned to *person 1* or *2*. As an example, G4 came in two versions: *person 1* has feasible payoffs 40 and 80 (so *player 2* has 80 and 120), and *person 1* has payoffs 80 and 120 (*player 2* has 40 and 80). We analyzed the data and found no significant effect of the

labels on behavior. In particular, the earnings of subjects labeled *person 1* and *person 2* are not significantly different (Wilcoxon signed-rank test, $p = 0.687$).¹³

Each pair of subjects was presented with a set of either two or three contracts. The contracts were displayed, in the same random order, on the matched subjects' computer screens. In each game, the subjects were given 120 seconds to negotiate. They made contract proposals by clicking with their mouse on a contract, and they could write free-form chat messages to each other. Subjects could write as many or as few messages as they wanted. They were asked not to reveal their identity, physically threaten the other subject, or discuss what might happen outside the laboratory. Subjects were informed that failure to comply would result in exclusion.

Figure 4 shows the computer screen that the subjects saw. Note that the contracts were not given any particular labels. In order to reach an agreement,

Figure 4. (Color online) Decision Screen



subjects had to click on the same contract. An agreement was binding and could not be changed. As long as subjects had not clicked on the same contract, they could withdraw their contract proposal or replace it with a new one, in real time and as many times as they wanted. Subjects were also free to make no proposals at all. If no agreement was reached before the end of the 120 seconds, then the two paired subjects earned no points from that game.

At the end of the experiment, the computer randomly selected 3 of the 22 rounds (the same for all subjects in a given session) for payment. Points were converted to pounds at the exchange rate of 20 points = £1. Paying for the outcome of a selected number of periods rather than just one is an alternative method to the “pay-one” approach but with the advantage of equilibrating more the payment across participants and limiting the impact of very unlucky draws in the final earnings (see Charness et al. 2016).

5. Theory and Hypotheses

Our unstructured bargaining protocol gives the subjects complete freedom to make offers whenever they wish. This, with the fact that communication via chat messages is allowed, and that an agreement can be made binding, makes predictions from cooperative bargaining theory (see Thomson 1994) relevant.

5.1. The IIA Axiom

We start by considering what the well-known axiom of *independence of irrelevant alternatives* (IIA)—interpreted as a positive statement about what will (not) happen in an actual bargaining situation—implies for the AE and CE. Nash (1950) defined IIA for single-valued solution concepts; we use the analogous definition for set-

valued solution concepts,¹⁴ which can be found in Mariotti (1998). Let $\varphi(T)$ be the set of contracts predicted by a solution when the set of contracts is T .

Definition 3 (IIA). *If $S \subset T$ and $\varphi(T) \cap S \neq \emptyset$, then $\varphi(S) = \varphi(T) \cap S$.*

There is a quite simple intuition behind IIA. If the bargainers find a contract, say, B , attractive enough to possibly agree on it when there is a large set of alternative contracts (contract set T), then the bargainers should still find B sufficiently attractive when some of the “rival” contracts are not available (contract set S). Furthermore, contracts that were ruled out in T should still be ruled out in S , since (some of the) contracts that were considered more attractive are still available.

We interpret set-valued predictions as a prediction that the final agreement will lie in the set. Without adding further restrictions on the probability of agreements on different contracts, an observation that there are significantly more agreements on B in G2 and G3 than in BG1 is not inconsistent with IIA. In order to deal with this indeterminacy, we appeal to the principle of insufficient reason and introduce the following auxiliary assumption.

Assumption 1. *If the solution contains two or more contracts, then each of them is equally likely to be agreed on.*

In terms of our data, IIA, together with Assumption 1, predicts that

$$p_A^S \geq p_A^T \text{ and } p_B^S \geq p_B^T,$$

which clearly rules out both the AE and CE.¹⁵

Hypothesis 1 (IIA). *There is neither AE nor CE in any of the bargaining games.*

Note that the IIA axiom is silent on what contracts will actually be agreed on: all it predicts is that the frequency of agreements on any given contract cannot decrease as the set of available contracts shrinks. We also discuss the predictions of the leading solution concept in cooperative bargaining theory, namely, the Nash bargaining solution (Nash 1950; hereafter referred to as NBS), which satisfies the IIA axiom. The original NBS assumed that the set of feasible payoffs is convex, which does not hold in our finite setup (recall that players cannot make a binding agreement to a lottery between contracts). We therefore consider the extension of the original solution to a finite set of feasible payoffs by Mariotti (1998).¹⁶ His solution selects the contract(s) with the highest Nash product. Suppose that the bargainers are rational, self-regarding, and risk neutral and that this is common knowledge. Then some straightforward calculations reveal that the NBS predicts contracts $\{A, B\}$ in BG1–G3, contract B in BG4–G6, and contract A in BG7–G22, except G10 and G18, where the prediction is $\{A, C\}$.

Mariotti's solution never generates an AE, since a dominated contract always has a smaller Nash product than the contract that dominates it. The same is true for the CE if there is only one contract that maximizes the Nash product. With the addition of Assumption 1, Mariotti's model predicts that there will never be a CE.¹⁷

Whereas contracts predicted by the NBS clearly depend on our assumption that agents are self-interested and risk neutral, the prediction that there is no AE and no CE holds for other preferences, for example, inequity-averse or social welfare preferences (see Fehr and Schmidt 1999, Charness and Rabin 2002), provided that the utility a player gets from a contract depends only on that contract and not on what other contracts are available.

5.2 Bargaining Solutions That Predict a Compromise and/or Attraction Effect

According to the fallback bargaining solution (see Brams and Kilgour 2001, Kibris and Sertel 2007, de Clippel and Eliaz 2012; hereafter referred to as FBS), each player has a strict ranking of the contracts. The players first consider if a contract is ranked first by both players; if so, then they agree to it. Otherwise, they look for a contract that is ranked either first or second by both players. If such a contract exists, then it becomes the agreement. If not, then they consider if there are contracts that are ranked first, second, or third, by each player, and so on.

As de Clippel and Eliaz (2012) point out, the FBS generates an AE and CE. Suppose that player 1's ranking is $A > B$ and that player 2 has the opposite ranking. If they bargain over S , then the fallback solution is $\{A, B\}$, and, by Assumption 1, each alternative is equally likely to be agreed on. Suppose then that the

set of contracts is T and that contract C is dominated by B (but not by A). Player 1's ranking is $B > C > A$, whereas player 2's is $A > B > C$. The decoy drives a wedge between player 1's ranking of A and B , and A is now relatively worse for player 1 than before. The FBS is B . Similarly, there can be a CE. If a contract C is added such that player 1's ranking is $C > B > A$, and player 2's is $A > B > C$, then the solution is again B . For player 1, the decoy pushes A to the bottom.

Hypothesis 2 (Fallback Bargaining Solution). *There is an AE and a CE in all games.*

An alternative to the NBS is the bargaining solution of Kalai and Smorodinsky (1975) (henceforth KSBS), extended to a finite set of feasible payoffs by Nagahisa and Tanaka (2002). Their solution selects the contract(s) that maximize the payoff of the player getting the lower proportion of his or her maximal possible ("ideal") payoff. Since adding a strictly dominated decoy does not affect the ideal point, this solution never predicts an AE but would predict a CE in some of our games (see the online appendix for more details). The ordinal egalitarian solution (OES), due to Conley and Wilkie (2012), generates a CE in all possible cases. It never predicts an AE.

5.3. Relational vs. Payoff Focality

The FBS (and indeed the CE and AE themselves) are defined on the basis of purely ordinal information; that is, only the players' ranking of the contracts matters. This is what we referred to earlier as *relational focality*. However, cardinal properties, such as equality of payoffs and total earning maximization, are also important sources of focality (*payoff focality*).

Consider first the case where there is a base contract, say, B , with equal and total-earnings maximizing payoffs (BG4–G6). This is the most challenging environment for the CE or AE to occur, since B is likely to be strongly payoff focal. A more favorable environment is BG7–G15, where there is an equal contract competing with an unequal but total-earnings maximizing contract, and targeting one of the two contracts with a decoy may tilt the balance in its favor.

In games BG16–G21, the equal-payoff base contract is replaced with one offering nearly equal payoffs; this weakens its payoff focality and hence leaves more room for relational focality and the CE or AE. Finally, in BG1–G3, the two base contracts are symmetrically unequal, and, since the contracts are therefore equally payoff focal, we expect this environment to be the most favorable to the CE and AE.

We also wished to investigate if the strength of the CE depends on how attractive the decoy itself is. We conjectured that an equal payoff decoy may be more effective than an unequal decoy, since bargainers may notice an equal contract first and then look for Pareto

improvements on the decoy. This question is addressed by comparing BG16–G19 and BG16–G20. The target is the same and offers unequal payoffs, whereas the decoy is either equal or nearly equal. Similarly, we conjectured that a very extreme decoy—where, by *extreme*, we mean how unequal the decoy is—would be more likely to be ignored (because of its implausibility as an agreement). We examine this by comparing G8 and G9 (where the compromise is contract A), and G10, G11, and G12 (the compromise is B).

Finally, we wished to consider games with decoys C that were dominated by not just a single but *both* base contracts. The conditions for the AE are not satisfied in this case (the AE requires C to be dominated by only one base contract). A natural null hypothesis is that there is no effect of adding these contracts. An alternative hypothesis is that such C contracts can still affect behavior by being *closer* to one of the base contracts and, in this sense, still act as a “decoy” for that base contract. We test this by comparing BG7 with G15, and BG16 with G22.

6. Findings of Experiment 1

6.1. Overview

Table 2 shows descriptive statistics for the 22 games. The feasible contracts for each game are shown in the “Contracts” column, followed by the percentage of bargaining pairs who did not reach an agreement, and who agreed on contract A, B, and C, respectively (columns “Disagree,” “Agree on A,” “Agree on B,” and

“Agree on C”). Recall that since we found no effects of labels (person 1 versus person 2) on behavior, we pool the data across player labels 1 and 2.¹⁸

Table 2 also shows how long it took on average for people to reach an agreement (“Time to agree” column). Note that pairs who disagreed are excluded from this average.

A visual representation of how agreements (and disagreements) vary between each BG1, BG4, BG7, and BG16 and the other games is given in Figure 5.

To test our hypotheses, we conduct Wilcoxon signed-rank tests using session averages as the units of observation.¹⁹ Our hypotheses predict an effect in a particular direction (the AE and CE are directional effects), except in cases where C is dominated by both A and B. Hence, all statistical tests regarding AEs and CEs are one-tailed (this is specified when we report the results). In all the other cases where we do not have a priori or directional hypotheses, the tests are two-tailed. Significance is evaluated at the 5% level, unless otherwise specified.

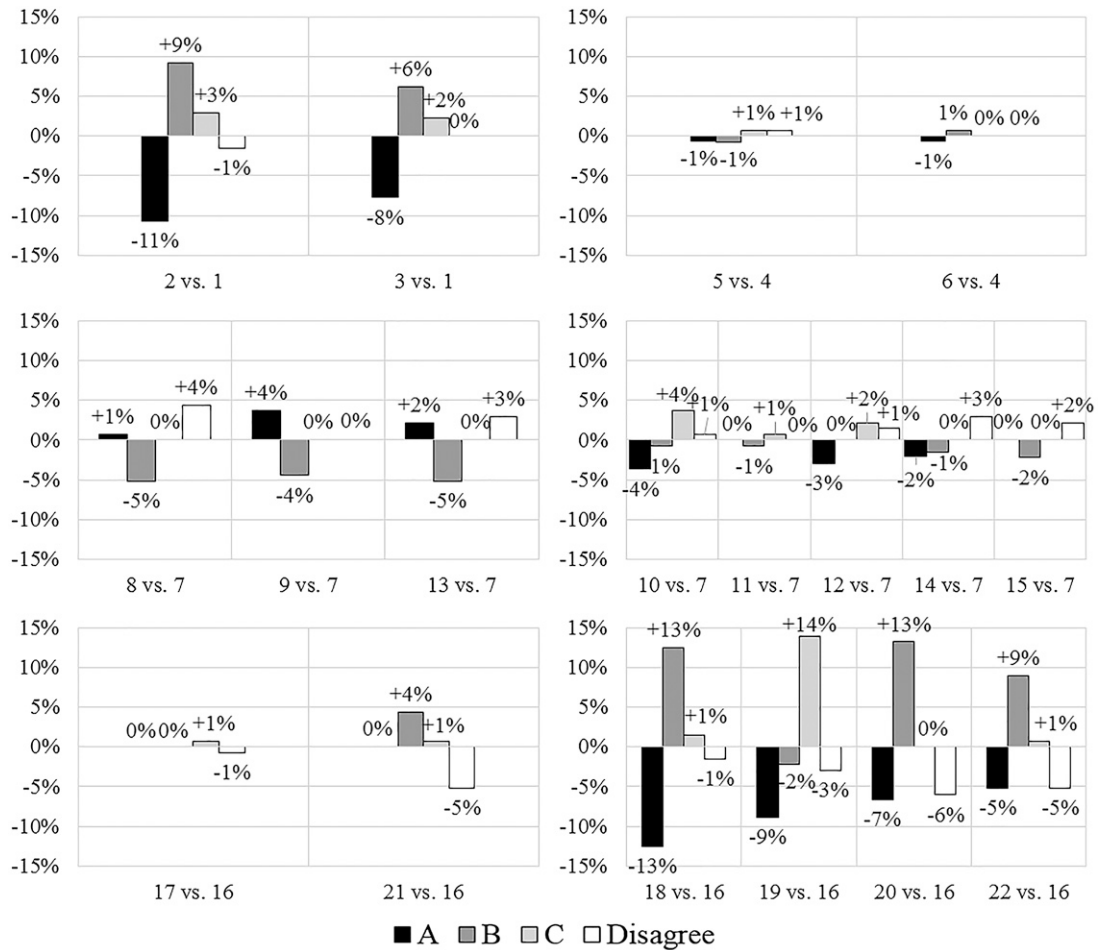
We think of the AE and CE as effects that benefit the target, so, in order to claim that an AE or CE has occurred, we require that the relative frequency of agreements on the target increases, computed as a fraction of *all* interactions, not just those interactions that end in an agreement. Intuitively, in order for B to be favored by the addition of C, B should become more popular overall, not just as a fraction of the interactions that ended in an agreement. For example, if B is a job

Table 2. Aggregate Bargaining Outcomes (Experiment 1)

Game	Contracts			Disagree	Agree on A	Agree on B	Agree on C	Time to agree (in seconds)
	A	B	C					
1	(40,60)	(60,40)		8.08%	45.96%	45.96%	0%	89.93
2	(40,60)	(60,40)	(80,20)	6.62%	35.29%	55.15%	2.94%	90.21
3	(40,60)	(60,40)	(50,30)	7.35%	38.23%	52.21%	2.21%	88.38
4	(40,120)	(80,80)		0%	2.21%	97.79%	0%	34.71
5	(40,120)	(80,80)	(20,140)	0.74%	1.47%	97.05%	0.74%	35.63
6	(40,120)	(80,80)	(20,100)	0%	1.47%	98.53%	0%	37.09
7	(40,120)	(60,60)		0.74%	7.35%	91.91%	0%	63.67
8	(40,120)	(60,60)	(5,155)	5.15%	8.09%	86.76%	0%	63.28
9	(40,120)	(60,60)	(30,130)	1.47%	11.03%	87.5%	0%	53.38
10	(40,120)	(60,60)	(120,40)	1.47%	3.68%	91.17%	3.68%	49.04
11	(40,120)	(60,60)	(155,5)	0.74%	7.35%	91.17%	0.74%	52.86
12	(40,120)	(60,60)	(70,40)	2.21%	4.41%	91.17%	2.21%	51.23
13	(40,120)	(60,60)	(30,110)	3.68%	9.56%	86.76%	0%	54.19
14	(40,120)	(60,60)	(50,50)	3.68%	5.88%	90.44%	0%	44.34
15	(40,120)	(60,60)	(30,30)	2.94%	7.35%	89.71%	0%	52.19
16	(40,120)	(65,55)		7.35%	17.65%	75%	0%	73.51
17	(40,120)	(65,55)	(30,130)	6.62%	17.65%	75%	0.73%	65.04
18	(40,120)	(65,55)	(120,40)	5.88%	5.15%	87.5%	1.47%	50.35
19	(40,120)	(65,55)	(50,50)	4.41%	8.82%	72.80%	13.97%	57.58
20	(40,120)	(65,55)	(55,45)	0.74%	11.03%	88.23%	0%	55.92
21	(40,120)	(65,55)	(30,110)	2.21%	17.65%	79.41%	0.73%	74.83
22	(40,120)	(65,55)	(30,30)	2.21%	12.5%	84.56%	0.73%	61.35

Notes. For each game, there are 136 observations (number of pairs). Base games are shaded in gray. The contract labels A, B, and C were not used in the experiment.

Figure 5. Changes in Agreements on *A*, *B*, and *C* and Disagreements for Each Game, Compared with the Base Game



Note. The difference in the agreement rate on *C* between a game and its corresponding base game is obtained by setting the agreement rate on *C* equal to zero in the base game.

applicant, then we think of the introduction of *C* as favoring *B* only if *B* becomes more likely to be hired overall (not just conditional on the vacancy being filled) as a result of *C* being added to the shortlist.²⁰

To test whether there are CE and AE in all our games pooled together (excluding those where contract *C* is dominated by both base contracts), we calculate, for each session, the average difference in agreement on the target contract between each game and the corresponding base game. This difference is significantly greater than zero when we pool together all games where we hypothesize a CE (one-tailed test, $p = 0.014$), and weakly significantly larger than zero when we pool together all games where we hypothesize an AE (one-tailed test, $p = 0.067$). This suggests that both CE and AE are statistically relevant in our setting.

These effects are, however, mainly driven by specific games (20 versus 16 for the AE; 2 versus 1 and 18 versus 16 for the CE). In particular, regarding the CE, we find that contract *B* is agreed on more frequently in G2 compared with BG1 (one-tailed test, $p = 0.050$).

A similar pattern is observed when we compare G18 and BG16 (one-tailed test, $p = 0.007$). The AE in G20 is also significant (one-tailed test, $p = 0.009$).

Finding 1. We find significant AE and CE in specific games, and these effects survive when we pool the data from all games together.

These findings reject IIA (Hypothesis 1), the NBS predictions, and the KSBS predictions regarding the AE. If we consider the ordinal bargaining models, then the FBS and OES predictions of a CE in all games (Hypothesis 2) are clearly rejected. Moreover, neither manages to capture the observed AE pattern well (recall that the FBS predicts that there should be an AE in all games, and the OES predicts the exact opposite).

6.2. Games with an Equal Payoff Contract

The following is immediate from Table 2.

Finding 2. There is no significant AE or CE in any games with an equal and total payoff maximizing

contract (BG4–G6). If the equal payoff contract is not total payoff maximizing (BG7–G15), then a decoy targeting the other contract has some ability to reduce agreements on the equal contract but not to significantly increase the frequency of agreements on the target.

If we consider jointly all games with an equal contract (BG4–G6 and BG7–G15), then we cannot reject the null hypothesis that the average difference in agreement on the target contract between each game and the base game is zero (one-tailed tests, $p = 0.265$ for CE and 0.480 for AE). The same applies if we look at the games separately.

An equal and total-earnings maximizing contract is strongly payoff focal, and introducing a decoy that targets the unequal contract has no effect. The agreement rates on A and B are not statistically different between BG4, G5, and G6 (one-tailed tests, $p > 0.1$ for all comparisons).

In BG7, subjects still agree mostly on the equal contract B but less often than in BG4 ($p = 0.033$). This confirms the earlier finding that the payoff focality of an equal and Pareto efficient payoff contract depends on whether the contract possesses the additional property of maximizing total earnings (see Galeotti et al. 2019).

A decoy targeting the unequal contract A has no effect on the target (and thus there is no CE or AE according to our definition) but may decrease the frequency of the equal contract. The decrease in the frequency of the equal contract is (weakly) significant in G8 and G13 but not in G9 (one-tailed tests, $p = 0.051, 0.079, \text{ and } 0.140$, respectively). Note that the decoy itself is never chosen in these three games, and thus the decrease in the agreements on the equal contract translates into an increase in the frequency of disagreement. Finally, a decoy targeting the equal contract B has no significant effect on either the target or the alternative contract.²¹

Given that the equal contract was so popular, it is not surprising that the decoys were unable to increase its frequency further.²² What may be less obvious is that the decoys did not manage to significantly increase the frequency of agreements on the other contract (A), even though there is plenty of room for that to occur.

We also observe that both the NBS and KSBS systematically fail to capture the focality of the equal payoff contracts; recall that in BG7–G15 both solutions almost always predict the unequal contract A , whereas a vast majority of bargainers agree to the equal contract B .²³

6.3 Games Without an Equal Payoff Contract

6.3.1 Two Symmetrically Unequal Payoff Contracts.

Consider first BG1, with two unequal base contracts, (40,60) and (60,40). The CE is significant (cf. G2): subjects agree more often on B in G2 than in BG1 (one-tailed test, $p = 0.050$ for B). In G3, the decoy slightly

increases agreements on the target, although not significantly so at conventional levels (one-tailed test, $p = 0.112$). The decoy also reduces the frequency of agreements on A ($p = 0.070$). Hence, there is some suggestive, but not conclusive, evidence of an AE.

Finding 3. In BG1, with two symmetrically unequal contracts, there is a significant CE (G2) and some weaker evidence of an AE (G3).

6.3.2 The Case of a Nearly Equal Payoff Contract. Let us now consider if it matters whether a contract offers exactly, or only nearly, equal payoffs. We compare BG7 and BG16.

Finding 4. Observed agreements in BG16, which has a nearly equal payoff contract, are significantly different from those in BG7, which has an equal payoff contract.

In BG7, more than 90% of bargaining pairs agree to the equal contract, whereas only 75% do so in BG16. The agreement rate on B drops by about 17% in BG16 compared with BG7 ($p = 0.001$), whereas the agreement rate on A increases by about 10% ($p = 0.009$). A similar finding for an experimental mini-ultimatum game is reported in Güth et al. (2001). One interpretation is that the property of offering equal payoffs to the players confers focality over and beyond what it gets from being inequality minimizing.

Not only are agreements in BG7 and BG16 different, but the corresponding AEs and CEs are also different in magnitude. If we pool together all games with a nearly equal contract where we expect a CE, then we find that the average difference in agreement on the target contract between each game and the base game is positive and significant (one-tailed test, $p = 0.001$). For the games where we expect an AE, the difference is also positive but not significant ($p = 0.146$).

If we look at the games separately, then the nearly equal payoffs contract (65,55) can be made significantly more agreed on by making it a compromise (G18 versus BG16; one-tailed test, $p = 0.007$). Similarly, the same contract can be made more popular by introducing a decoy that is strictly dominated (G20 versus BG16; one-tailed test, $p = 0.009$). We summarize this in the following finding.

Finding 5. Unlike BG7, BG16 has significant AE and CE (G18 and G20), but only for the nearly equal base contract, not for the more unequal base contract.

One interpretation of this finding is that there is more “room” for the AE and CE to work in BG16 than in BG7. In BG16, it is therefore possible to raise agreements on the equal contract significantly via the AE and CE. Note that, whereas there are significant AEs and CEs for the nearly equal base contract, it is still not possible to make the other, more unequal, base

contract more attractive to the bargainers (cf. games BG17 and G21).

6.4. Decoy Properties

In G19, the decoy offers equal payoffs, 14% agree on it, and *fewer* (although not significantly, $p = 0.509$) people agree on the target contract B than in the absence of the decoy (BG16). The decoy is thus, if anything, “counterproductive.” In G20, the base contracts are the same as in G19, but the decoy is now only nearly equal. When we compare G20 to BG16, we observe a significant increase in agreements on B (one-sided test, $p = 0.009$) and a decrease in agreements on A (one-sided test, $p = 0.051$).

Finding 6. The AE for BG16 with a nearly equal payoff contract is significant only when the decoy offers nearly equal payoffs (cf. G20), whereas it is insignificant when the payoffs of the decoy are perfectly equal (cf. G19).

We think it is striking how such a little difference in the payoffs offered by the decoy makes a significant difference for the sign and magnitude of the AE. This suggests that there is a significant behavioral difference between exactly and nearly equal payoffs, not only for base contracts but also for the decoy.²⁴

We next consider if the strength of the CE depends on how extreme the decoy is. G8 and G9, and G10, G11, and G12, all based on BG7 with base contracts (40,120) and (60,60), differ in this respect. In none of the cases is there any CE, due to the overwhelming focality of contract (60,60). We unfortunately do not in Experiment 1 have games that allow us to examine the effect of the extremeness of the decoy for other base games, but Experiment 2 explores this further.

We finally consider the role played by contracts that are strictly dominated by both base contracts. In G15 and G22, the contract (30,30) is strictly dominated by *both* base contracts. In G22, this makes contract (65,55) more frequently agreed on ($p = 0.049$), and (40,120) less, although not significantly so ($p = 0.120$). Since (30,30) is dominated by both base contracts, this is not a “standard” AE. One conjecture for why adding (30,30) makes agreements on (65,55) more attractive is that (30,30) is closer to (65,55) than to (40,120). In this sense, (30,30) serves as a reference point for the bargainers.²⁵ G15 is similar to G22, but in the former game there is no significant effect of adding a dominated contract, since the focality of the equal payoff contract (60,60) in BG7 is already so high.

Finding 7. Adding a contract C that is dominated by both base contracts can raise agreement on one of them, even though C is the only equal earnings contract.

6.5. Agreement Times

Although we are primarily interested in final bargaining outcomes, it is interesting to look also at the agreement

times (cf. Table 2).²⁶ Note that there is no time pressure in our experiment other than the deadline. Provided that subjects agree on a contract before the deadline, they receive the points specified in the agreed contract (without any discounting); furthermore, even if they agree on a contract, they need to wait until the 120 seconds run out before starting the next round. In spite of this, there are clear differences in agreement times between the games. We present and discuss these differences in the online appendix. Here, we only consider whether the addition of a third contract affects agreement times when we pool all games together.

Overall, we find that agreement times decrease by 12.76% (9.47%) in the games where we expect a CE (AE) compared with the base games. The drop is statistically significant ($p = 0.004$ for CE and $p = 0.010$ for AE), and it holds even if we include the situations that ended in disagreement (by assigning them the maximum time of 120 seconds). In this latter case, agreement times decrease by 12.42% and 9.60%, respectively ($p = 0.002$ and 0.007). Thus, the evidence suggests that adding a decoy speeds up the process of reaching an agreement, possibly by providing reasons to choose one base contract over the other (cf. Shafir et al. 1993).

7. Experiment 2

Experiment 1 identified significant AEs and CEs, but only under certain conditions. We conducted a second experiment to test whether the results from Experiment 1 can be replicated. We also included new games to assess the robustness of the findings. The experimental design and procedures of Experiments 1 and 2 are exactly the same, except for the list of the 22 games.

To determine the sample size for Experiment 2, we conducted an a priori power analysis. Assuming similar effect sizes to those observed in Experiment 1 (pooling all games reincluded in Experiment 2), a type-I error rate of 0.05 for one-sided tests, and a power of 0.80, we computed a sample size of nine independent observations. In Experiment 2, we ran a total of 16 sessions (independent observations), and so the sample size is comfortably above the required level.

7.1. The Bargaining Games

Table 3 and Figure 6 show the 22 games for which we collected data in Experiment 2. For ease of exposition, we can divide these games into four groups.

Games 1–9: The first group consists of games with two symmetrically unequal base contracts. Games 1 (BG1), G2, and G3 are the same as the first three games of Experiment 1. By comparing behavior in these three games, we can verify whether previous results are reproducible with new participants. We also introduce additional games in order to test the robustness of our results. With respect to BG1, BG4 and BG7 vary the

Table 3. The Bargaining Games for Experiment 2

Game	Contracts			Target	Hypothesized effect
	A	B	C		
1	(40,60)	(60,40)		–	–
2	(40,60)	(60,40)	(80,20)	B	Compromise
3	(40,60)	(60,40)	(50,30)	B	Attraction
4	(80,120)	(120,80)		–	–
5	(80,120)	(120,80)	(160,40)	B	Compromise
6	(80,120)	(120,80)	(90,50)	B	Attraction
7	(50,150)	(150,50)		–	–
8	(50,150)	(150,50)	(170,30)	B	Compromise
9	(50,150)	(150,50)	(130,30)	B	Attraction
10	(40,120)	(65,55)		–	–
11	(40,120)	(65,55)	(120,40)	B	Compromise
12	(40,120)	(65,55)	(55,45)	B	Attraction
13	(60,140)	(95,65)		–	–
14	(60,140)	(95,65)	(140,60)	B	Compromise
15	(60,140)	(95,65)	(85,55)	B	Attraction
16	(60,140)	(95,65)	(80,40)	B	Attraction
17	(40,120)	(60,60)		–	–
18	(40,120)	(60,60)	(120,40)	B	Compromise
19	(40,120)	(50,50)		–	–
20	(40,120)	(50,50)	(120,40)	B	Compromise
21	(40,60)	(60,40)	(95,5)	B	Compromise
22	(40,120)	(65,55)	(155,5)	B	Compromise

Note. Base games (1,4,7,10,13,17,19) are in gray.

degree of inequality of the payoffs in the two base contracts. There is also some variation in the total payoffs at stake (BG4 and BG7 have larger total payoffs than BG1). If we consider the CE, in G2 and G5 we introduce a decoy in such a way that the target (B) is exactly in the middle: $B = (A + C)/2$. In G8, the target is not exactly in the middle. Regarding the AE, the target is always as unequal as the decoy, but the size of the gains changes (each player gains 10, 30, and 20 more in G3, G6, and G9, respectively, compared with the decoy).

Games 10–16: The second group consists of games where there is one unequal base contract (the target) competing with a second more unequal but total-earnings maximizing base contract. We include games that we already had in Experiment 1. These are games BG10, G11, and G12, where the less unequal contract is nearly equal. We also add new games (BG13, G14–G16), where the more equal base contract is far from being “nearly equal.” In G14, we predict a CE, whereas in G15 and G16, we predict an AE. In both G15 and G16, the decoy is constructed in such a way that it is at least as unequal as the target. This is to discourage subjects from agreeing on the decoy. In G15 (G16), players make equal (unequal) gains from the unequal decoy by agreeing on the target. In Experiment 1, we find a significant AE when the contracts are (40,120), (65,55), (55,45). However, we cannot tell whether the AE occurs because the decoy is not equal or because the target offers the same gains relative to the decoy (see note 24). The

comparison between G15 and G16 will shed light on this.

Games 17–20: In this group, we consider games with an equal base contract that is the target of a CE. In Experiment 1, the equal base contract offered 60 experimental points to each player. We observed 90% agreements on that contract, leaving very little room for a CE to increase this proportion. In Experiment 2, we lower the payoffs of this contract in order to potentially create more “room” for a CE. First, we check whether we can replicate Experiment 1’s results by including two games from the previous experiment. These correspond to BG17 and G18 in Experiment 2. We then consider two additional games (BG19 and G20), where we lower the payoffs of the equal base contract by 10 points.

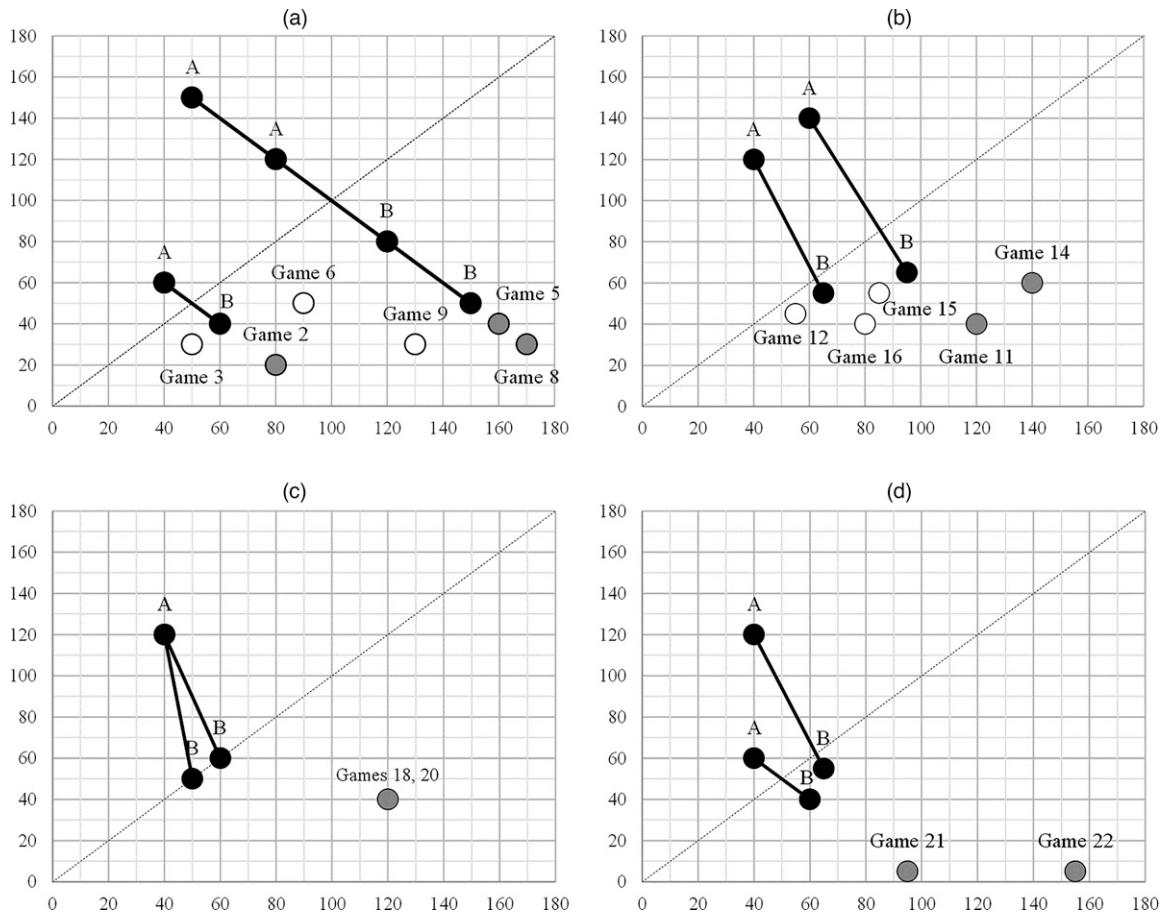
Games 21–22: The last group of games is designed to study whether more extreme decoys are less effective in inducing a CE. Recall that, by *extremeness*, we mean how unequal the decoy is. More extreme decoys may be less effective in inducing a CE if players do not perceive them as credible candidates to be agreed on and just ignore them. The results of Experiment 1 do not allow us to test for the extremeness of the decoy. In Experiment 1, we varied the extremeness of the decoy only for the base game (40,120), (60,60), but we did not observe any CE at all in those games. In Experiment 2, we test for the extremeness of the decoy in games with two unequal base contracts. To economize on games, we construct the extreme decoys from existing base games. In particular, we consider G21 (to be compared with BG1) and G22 (to be compared with BG10). Decoys are more extreme in G21 and G22 than G2 and G11.

8. Findings from Experiment 2

The descriptive statistics for the 22 games are reported in Table 4.²⁷ Figure 7 provides a visual representation of how agreements (and disagreements) vary between each game and the corresponding baseline game.

We first test whether there are CE and AE in all of our games pooled together. The difference in agreement on the target contract between each game and the corresponding base game is significantly greater than zero, both in games where we hypothesize a CE (one-tailed test, $p = 0.004$) and games where we hypothesize an AE (one-tailed test, $p < 0.001$). This is in line with Finding 1 of Experiment 1, suggesting that both CE and AE are statistically relevant. We also find heterogeneity in these effects across games. Regarding the CE, we find that the target contract is agreed on more frequently in G2 versus BG1 (one-tailed test, $p = 0.036$), G5 versus BG4 (one-tailed test, $p = 0.080$),²⁸ G11 versus BG10 (one-tailed test, $p = 0.012$), G20 versus BG19 (one-tailed test, $p = 0.013$), G21 versus BG1 (one-tailed test, $p = 0.072$), and G22 versus BG10

Figure 6. Graphical Illustration of the Bargaining Games in Experiment 2: (a) Games 1–9; (b) Games 10–16; (c) Games 17–20; (d) Games 21–22



Notes. The axes measure (in experimental points) how much each person (1 and 2) gets for a given agreed contract. The base contracts *A* and *B* are in black. The decoy contract *C* is in grey (white) when it is hypothesized to generate a CE (AE).

(one-tailed test, $p = 0.002$). Regarding the AE, we find that the target contract is agreed on more frequently in G9 versus BG7 (one-tailed test, $p = 0.062$), G12 versus BG10 (one-tailed test, $p < 0.001$), G15 versus BG13 (one-tailed test, $p = 0.004$), and G16 versus BG13 (one-tailed test, $p = 0.009$).

8.1. Games with an Equal Payoff Contract

In comparing G18 with BG17, we replicate what we found in Experiment 1: roughly 90% of the bargaining pairs agree on the equal payoff contract, and there is no significant CE (one-tailed test, $p = 0.286$). In BG19 and G20, we lower the payoffs of the equal contract by 10 points in order to reduce its attractiveness and test whether a decoy would now make the target more agreed on. In BG19, subjects still agree mostly on the equal contract *B*, but significantly less often than in BG17 ($p = 0.001$). This gives more “room” for the CE, and we now observe a significant increase in the agreements on *B* when we compare G20 to BG19 (one-tailed test, $p = 0.013$).

Finding 8. In a game with an equal payoff but not total payoff maximizing contract, there is a significant CE on that contract if total payoffs are low enough.

This result confirms previous evidence from Galeotti et al. (2019) showing that a significant CE exists in some (but not all) games with an equal but not total-earnings maximizing contract and this depends on the attractiveness of the equal payoff contract.²⁹ Finding 8 suggests that we can expect the CE to be a quite generic phenomenon in unstructured bargaining with commonly known money payoffs: it remains significant even when one of the contracts offers equal but sufficiently low earnings.

8.2. Games with Two Symmetrically Unequal Payoff Contracts

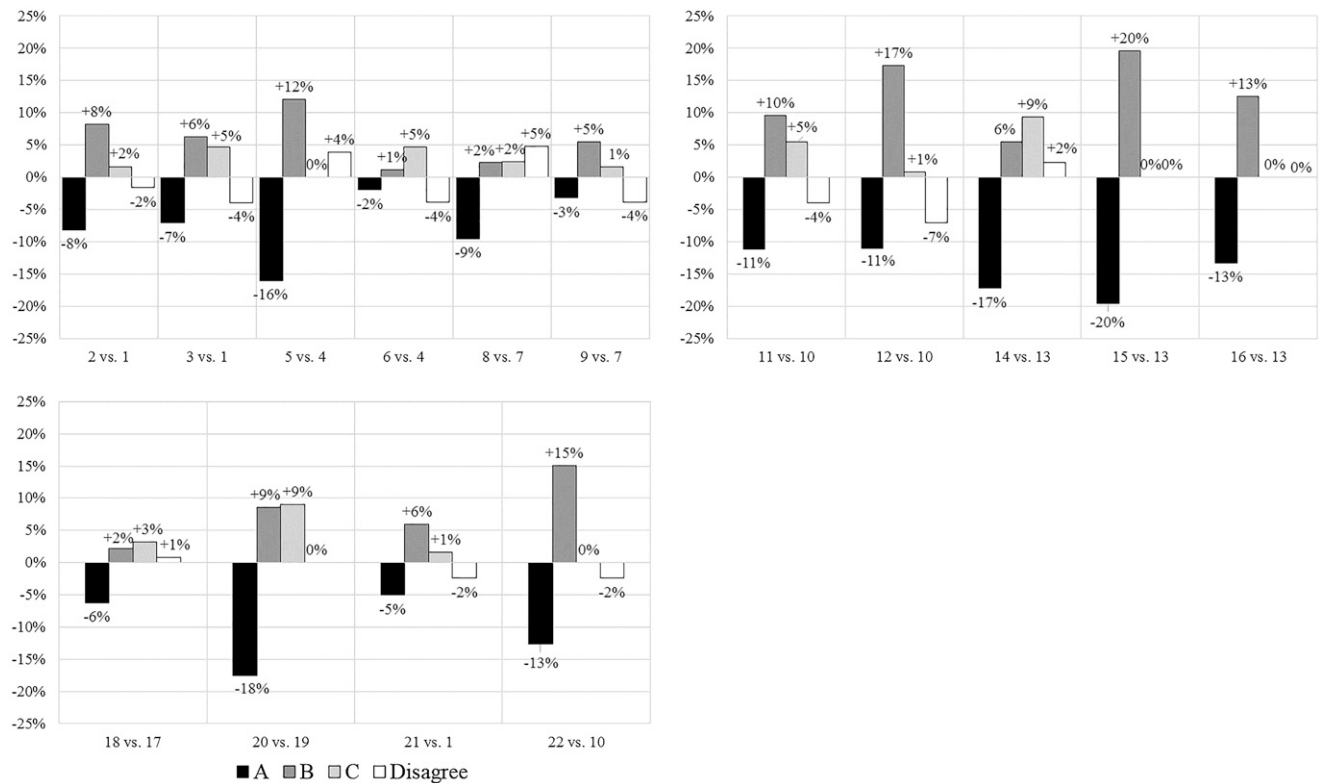
If we consider jointly all games with two symmetrical-ly unequal payoff base contracts (BG1–G9 and G21), we reject the null hypothesis that the average

Table 4. Aggregate Bargaining Outcomes (Experiment 2)

Game	Number of observations	Contracts			Disagree	Agree on A	Agree on B	Agree on C	Time to agree (in seconds)
		A	B	C					
1	127	(40,60)	(60,40)		8.66%	45.67%	45.67%	0%	73.07
2	128	(40,60)	(60,40)	(80,20)	7.03%	37.50%	53.91%	1.56%	69.84
3	127	(40,60)	(60,40)	(50,30)	4.72%	38.58%	51.98%	4.72%	75.54
4	128	(80,120)	(120,80)		8.60%	45.70%	45.70%	0%	83.44
5	64	(80,120)	(120,80)	(160,40)	12.50%	29.69%	57.81%	0%	63.23
6	64	(80,120)	(120,80)	(90,50)	4.69%	43.75%	46.88%	4.68%	77.34
7	128	(50,150)	(150,50)		13.28%	43.36%	43.36%	0%	82.35
8	127	(50,150)	(150,50)	(170,30)	18.11%	33.86%	45.67%	2.36%	82.40
9	127	(50,150)	(150,50)	(130,30)	9.45%	40.16%	48.82%	1.57%	83.05
10	127	(40,120)	(65,55)		7.87%	20.47%	71.66%	0%	52.38
11	128	(40,120)	(65,55)	(120,40)	3.91%	9.38%	81.25%	5.46%	49.88
12	127	(40,120)	(65,55)	(55,45)	0.79%	9.45%	88.98%	0.78%	47.46
13	128	(60,140)	(95,65)		3.90%	29.69%	66.41%	0%	62.24
14	128	(60,140)	(95,65)	(140,60)	6.25%	12.50%	71.88%	9.37%	56.54
15	128	(60,140)	(95,65)	(85,55)	3.90%	10.16%	85.94%	0%	54.04
16	128	(60,140)	(95,65)	(80,40)	3.90%	16.41%	78.91%	0.78%	49.41
17	128	(120,40)	(60,60)		2.34%	9.38%	88.28%	0%	42.23
18	126	(120,40)	(60,60)	(40,120)	3.17%	3.17%	90.48%	3.18%	37.29
19	128	(120,40)	(50,50)		4.69%	26.56%	68.75%	0%	45.08
20	128	(120,40)	(50,50)	(40,120)	4.69%	8.98%	77.34%	8.99%	48.14
21	128	(40,60)	(60,40)	(95,5)	6.25%	40.63%	51.56%	1.56%	71.90
22	128	(40,120)	(65,55)	(155,5)	5.47%	7.81%	86.72%	0%	46.85

Notes. For each game, there are between 128 and 126 observations (number of pairs), except in games 5 and 6, where we have only 64 observations (see note 27). Base games are shaded in gray. The contract labels A, B, and C were not used in the experiment.

Figure 7. Changes in Agreements on A, B, and C and Disagreements for Each Game, Compared with the Base Game



Note. The difference in the agreement rate on C between a game and its corresponding base game is obtained by setting the agreement rate on C equal to zero in the base game.

difference in agreement on the target contract between each game and the base game is equal to zero (one-tailed tests, $p = 0.035$ for CE and 0.017 for AE). This confirms that AE and CE are relevant in games with two symmetrically unequal payoff contracts. If we look at the games separately, then we replicate Finding 3 from Experiment 1: subjects agree more on B in G2 than BG1 (one-tailed test, $p = 0.036$), whereas the AE (G3 versus BG1) is not large enough to achieve statistical significance (one-tailed test, $p = 0.121$).³⁰

If we increase the inequality in the payoffs of the two base contracts (BG4 and BG7), then we still find a significant CE in G5 (one-tailed test, $p = 0.080$)³¹ but not in G8 (one-tailed test, $p = 0.274$).³² A possible explanation is that the subjects whose preferred contract (B) is made a compromise by the introduction of the decoy will bargain harder in favor of B , whereas some of those who are in the weaker bargaining position (i.e., those who would get 50 from the compromise) are reluctant to accept the highly unequal contract B —even if it is a compromise and not the most unequal contract—and rather prefer to disagree. Note, however, that the decoy in G8 is not completely without effect. It reduces agreements on A (one-tailed test, $p = 0.029$) and slightly increases disagreement, though not significantly so ($p = 0.188$).

The inequality of the payoffs in the two base contracts does not appear to affect the AE. We observe an increase in the agreements on contract B both in G6 and G9, but it is either not large enough to achieve statistical significance (BG4 versus G6, one-tailed test, $p = 0.285$) or it is only weakly significant (BG7 versus G9, one-tailed test, $p = 0.062$).

8.3. Games with Two Asymmetrically Unequal Payoff Contracts

Let us now consider games where there is one unequal base contract (the target) competing with a second more unequal but total-earnings maximizing base contract (G10–G16 and G22). If we pool together all games where we expect a CE, then we find that the average difference in agreement on the target contract between each game and the base game is positive and significant (one-tailed test, $p = 0.002$). A similar result is obtained if we consider the games where we expect an AE (one-tailed test, $p < 0.001$).

If we look at the games separately, then we fully replicate previous results from Experiment 1. In line with Finding 4, agreements on the nearly equal payoff contract in BG10 are significantly lower than agreements on the equal payoff contract in BG17 (the agreement rate on B drops by almost 17% as in Experiment 1, $p = 0.003$). Also, the nearly equal payoffs contract (65,55) can be made significantly more agreed on via a CE (G11 versus BG10; one-tailed test, $p = 0.012$) or an

AE (G12 versus BG10; one-tailed test, $p < 0.001$). This confirms Finding 5 from Experiment 1.

In the other games (BG13, G14–G16), the less unequal base contract is not anymore “nearly equal.” In G14, we observe an increase in the frequency of agreements on contract B compared with BG13 (in line with a CE), but the effect is not large enough to achieve statistical significance with the sample size used (one-tailed test, $p = 0.134$). In both G15 and G16, we observe a significant AE (one-tailed test, $p = 0.004$ and 0.009). Recall that we find in Experiment 1 a significant AE when the decoy offers only nearly as opposed to exactly equal payoffs. However, we cannot tell whether this is because the decoy is not equal (and thus does not compete with the target in terms of focality) or because the target offers the same gain relative to the decoy. In G16 of Experiment 2, the decoy offers more unequal gains relative to the target, but we still find a significant AE. Hence, we can conclude that, in games with two asymmetrically unequal payoff contracts, AEs arise as long as the decoy is not equal and irrespectively of whether the target offers the same gain relative to the decoy.

8.4. Games with Extreme Decoys

We finally consider whether more extreme decoys are less effective in inducing a CE. We test that by comparing G21 and BG1, and G22 and BG10. If we pool the games together, then we find that the average difference in agreement on the target contract between each game and the base game is positive and significant (one-tailed test, $p = 0.003$). If we look at each game separately, then we find a weakly significant CE in G21 (one-tailed test, $p = 0.072$) and a significant CE in G22 (one-tailed test, $p = 0.002$). The increase in the frequency of agreements on the target is analogous if we compare G21 to G2 ($p = 0.714$), and G22 to G11 ($p = 0.159$), suggesting that more extreme decoys are as effective as more moderate decoys in inducing a CE.

8.5. Agreement Times

We can also, as for Experiment 1, consider the agreement times (cf. Table 4). First of all, if we focus on the games included in both experiments, subjects were faster in reaching an agreement in Experiment 2 compared with Experiment 1 (on average, they were 14.02 seconds faster; $p < 0.001$). The full list of games was not the same between the two experiments. Also, we conducted the two experiments in different years with different students. All this may explain this discrepancy in agreement times.

Despite this difference, most of the variation in agreement times across games observed in Experiment 2 is consistent with what we found in Experiment 1 (see the online appendix for details). Also, if we pool the games together, then we find that adding a decoy significantly

reduces the time taken to agree by, on average, 7.76% for compromise situations ($p = 0.011$) and 10.69% for attraction situations ($p = 0.023$). This result holds, even if we include bargaining pairs that disagreed and set the agreement times for these pairs at 120 seconds. With the inclusion of the disagreeing pairs, creating a compromise still reduces agreement times by 6.64% ($p = 0.023$), and an attraction does so by 12.22% ($p = 0.010$). This confirms our results from Experiment 1 that adding a decoy contract speeds up the process of reaching an agreement.

8.6. Econometric Analysis

In the online appendix, we examine all of our data at once from both experiments using regression analysis to check the robustness of our results and test the simultaneous effects of the feasible agreements' characteristics on the CE and AE. The analysis corroborates the main findings reported in the paper. In particular, we confirm that CEs increase agreements on the target if none of the base contracts offers equal payoffs, whereas they disappear if the nontargeted base contract gives equal payoffs or if the target contract is the most unequal. Similar patterns are detected for AEs. We also confirm that CE is less likely to manifest itself in highly conflictual games where the base contracts are symmetric and highly unequal. If the target contract offers equal payoffs, then it is possible to observe a CE, but only if the payoffs of the equal contract are low enough. If the payoffs are larger, then the contract is almost universally chosen and there is not enough room for a CE to manifest itself. Finally, more extreme decoys are equally effective in inducing CEs. Interestingly, in all regressions reported in the online appendix, AEs appear to be as relevant as CEs.

9. Discussion

In this section, we discuss how changing some features of the design might impact the results.

First, the players' monetary payoffs are commonly known. This may not be a good assumption for many real bargaining settings. Each bargainer may know only his or her own payoffs from agreeing on a contract (see, e.g., Roth and Murnighan 1982). One conjecture is that such private payoff information makes the AE and CE stronger, since payoff focality, which is based on commonly known money payoffs, is muted. On the other hand, this kind of private payoff information also means that it is no longer from the outset common knowledge if a contract is a compromise or dominates other contracts. Thus, it is a priori unclear what the strength of the AE and CE are in such a framework.

Second, we used an unstructured bargaining protocol, where players are free to make as many offers and counteroffers as they like. This is a feature of many

real-world bargaining situations (for a recent review on unstructured bargaining experiments, see Karagözoğlu 2019). In such an environment, players have ample opportunities to coordinate on an agreement. It seems relevant to also study the AE and CE in an environment where the players need to coordinate quickly (modeled, in an extreme way, as a one-shot game).

Finally, we assumed that there was a small number of feasible contracts. A question for future research is whether context effects of the type studied in this paper (bargainers choosing an intermediate alternative, or an alternative that dominates others) exist in settings with a much larger set of possible contracts.

10. Conclusion

The attraction and compromise effects (AE and CE) are celebrated findings from individual decision making. This paper reports the findings from what we believe is the first study of the role that the AE and CE play in bargaining situations. In our bargaining environment, players negotiate over a set of feasible contracts, where a contract specifies an amount of money to each player. We define the CE as a situation where making a contract a compromise makes it more likely to be agreed on. The AE happens when a contract becomes more likely to be agreed on when it dominates another contract. These effects should not be observed according to the axiom of independence of irrelevant alternatives, or the Nash bargaining solution.

We systematically vary the money payoffs offered by the feasible contracts, and, for each payoff condition, we study the relevance of the AE and CE. Our experiments provide us with an impression of and prediction for when we should expect these effects to significantly matter in bargaining.

We observe that the CE is significant across a wide variety of payoff conditions and varies with these in a quite intuitive way. The CE ceases to be significant if it targets the more unequal contract, if one of the contracts offers exactly equal and sufficiently high payoffs, or if the conflict between contracts whose payoffs are diametrically opposed becomes very high. Taken as a whole, the property of being a compromise per se is an important one in bargaining.

The AE is less robust than the CE. Like the CE, when there is no equal payoff contract, we observe that the AE can make a contract more likely to be agreed on if this contract is the less unequal contract. On the other hand, if the contracts are diametrically opposed ("symmetrically unequal" around the 45-degree line), and hence equally payoff focal, then the AE is less effective in increasing agreements on the target contract compared with the CE. These novel findings can serve as a first guide to when we should expect the AE and CE to be present in bargaining situations.

We believe that our findings are of significant practical interest for managers in a variety of situations. These include labor-management negotiations, wage negotiations, mergers and acquisitions agreements, hiring decisions, and business-to-business and intraorganizational negotiations, just to mention a few. Our results suggest that managers and business executives should carefully consider the set of available alternatives when they enter into negotiations with, for example, a labor union, a business partner, or the head of another department. They should keep in mind that any seemingly irrelevant alternative that is brought to the table, intentionally or not, by any party in the negotiation may not be as innocuous as it appears to be. It may in fact have a considerable effect on the bargaining outcome, especially when it makes one of the other alternatives a compromise or a dominant alternative.

As a concrete example, consider hiring decisions. It is common to draw a shortlist and then choose a candidate out of this reduced set, usually after all candidates are interviewed. The decision of who gets an offer can be influenced by bargaining between (some of the) members of the interview panel or between the manager of a department and his or her own line manager. Managers may wish to add a candidate that is dominated by their preferred candidate in order to highlight the qualities of their preferred candidate, or add an “extreme” version of their preferred candidate (one that may be unacceptable to the other members of the organization) in order to make their own candidate appear a compromise. Our findings suggest that a decoy will be more effective when it favors a candidate that has broad appeal (analogous to the least unequal contract) rather than a candidate who polarizes opinion (analogous to the more unequal contract). The use of decoys may or may not be advantageous to the organization as a whole. A common human resources guideline for interview panels is to evaluate candidate responses/performance against the selection criteria for the role, rather than compare the candidate to other candidates. This guideline may be intended to mitigate context effects such as the ones studied in this paper.

Acknowledgments

The authors thank Kevin Grubiak for laboratory assistance. Thanks also to Arnold Polanski, Neil Stewart, Mich Tvede, and seminar participants at Aarhus, CBESS, GATE, Vienna, the 2016 FUR meeting, the 2016 International Conference of the French Association of Experimental Economics, the 2016 NIBS meeting at Warwick Business School, and the 2017 GATE-Lab Workshop on “Social and Moral Norms” for very helpful comments. All errors are the authors’.

Endnotes

¹ Apartment *C* is dominated by *B* in the sense that *B* is strictly better than *C* on both attribute dimensions.

² Other nonmanagerial examples include a couple who are about to buy a new car or parents deciding which school to send their child to.

³ The fact that the objects of choice specify a distribution of money across a group of people clearly distinguishes bargaining from the existing individual choice research on AE and CE, where individuals choose between (hypothetical descriptions of) real goods that differ in various physical attributes. Another difference, pointed out by a referee, is that, in individual multiattribute choice, the individual cares about each attribute, whereas, in our bargaining setup, a purely self-interested person cares only about one attribute, namely, his or her own money payoff—but players can clearly not freely choose their preferred contract, since the other person can veto it. We believe that restricting attention to bargaining over pairs of money payoffs is a reasonable simplification. It also provides a direct link to bargaining theory. We think that the presence of exact monetary values placed by each player on the alternatives makes context effects harder to observe, because it introduces equality and total payoff considerations. In the absence of these considerations, we would expect the effects to be even stronger. Future research can study more complex settings where players bargain over goods described by multiple attributes.

⁴ As already remarked earlier, it is possible that players have preferences such that the locations of contracts in utility space differ from the one in monetary reward space; what then appears to be an AE (CE) might be a different context effect. However, regardless of whether it is actually an AE or CE, such an effect will always amount to a violation of IIA.

⁵ As we explain in Section 5, these models cannot be directly applied to our setup, since our set of feasible payoffs is not convex. We instead apply the appropriate extensions of these solutions from Mariotti (1998) and Nagahisa and Tanaka (2002).

⁶ There is also a literature on focality based on purely contextual properties (“labels”); see, for example, Schelling (1960), Mehta et al. (1994), Crawford et al. (2008), Bardsley et al. (2010), Isoni et al. (2013, 2014), Faillo et al. (2017), and Isoni et al. (2020).

⁷ These sources of focality can also be thought of as affecting the players’ relative bargaining power, in that they influence what bargaining positions a player can credibly take up (see also Roth and Murnighan 1982, Roth 1985, Bolton and Karagözoğlu 2016). According to this view, the AE and CE play a role in bargaining, because they affect a player’s bargaining power. We thank a referee for drawing our attention to this relationship.

⁸ Most of the empirical studies use hypothetical choice methods. Some exceptions are Simonson and Tversky (1992), Doyle et al. (1999), Herne (1999), de Haan and van Veldhuizen (2015), Lichters et al. (2017), and Beauchamp et al. (2019). These studies find significant effects with incentivized choice. Some criticisms of the existing studies are raised in Frederick et al. (2014), Yang and Lynn (2014), and Lichters et al. (2015).

⁹ Some of the games we use are the same as in Galeotti et al. (2019), and we compare the findings in Sections 6 and 8.

¹⁰ These explanations include reason-based choice (see Simonson 1989, Shafir et al. 1993), where the decision maker, when faced with a difficult choice, looks for reasons that allow him or her to make a decision; such reasons can be based on dominance or compromise. Other explanations rely on reference-dependent individual choice, where the attractiveness (utility) of a choice alternative is assumed to depend not only on its own absolute properties but also on how it is related to other alternatives (see, e.g., Wedell 1991, Simonson and Tversky 1992, Tversky and Simonson 1993, Kivetz et al. 2004, Bordalo et al. 2013, Cunningham 2013, Kőszegi and Szeidl 2013, Matsuioglu and Uler 2013, Ok et al. 2015, Poterack 2015, Tserenjigmid 2019, Castillo 2020, Bushong et al. 2021).

¹¹ We thank a reviewer for drawing our attention to this possibility.

¹² We designed the matching protocol algorithm in order to minimize the rematching between the same participants in order to curtail repeated-game effects.

¹³ Similarly, we find no labeling effect on who first starts the chat ($p = 0.421$) or sends a proposal ($p = 0.461$). When we analyze the data, we thus pool the data across player labels.

¹⁴ In a bargaining situation with a finite set of contracts, theoretical predictions are potentially set-valued. For example, in a situation like BG1, where the set of contracts is $\{(40, 60), (60, 40)\}$, it is not possible for a solution to be symmetric, Pareto efficient (which rules out the disagreement point $(0, 0)$), and single-valued. Any symmetric and Pareto-efficient solution consists of $\{(40, 60), (60, 40)\}$.

¹⁵ Since in our experiment subjects are rematched from round to round, we do not observe the same pairs bargaining over $S = \{A, B\}$ and $T = \{A, B, C\}$, and so we expect IIA to hold only in a probabilistic sense. Suppose that IIA holds for each possible pair in the population; then any pair that agrees on a base contract in contract set T agrees on the same contract in set S (and any pair that is equally likely to agree to two or more contracts in contract set T does the same in S). The actual frequency of agreements on the base contract can occasionally be lower in S than in T , because we are looking at a sample rather than at all possible pairs in the population, but it should not be systematically lower. If it is, then IIA is violated.

¹⁶ Another extension of the NBS to a nonconvex domain is that of Conley and Wilkie (1996), but they assume that the set is comprehensive, which means that the players can dispose of utilities (see Thomson 1994). This is not possible in our experiment.

¹⁷ The Nash product of a contract does not depend on what other contracts are available. Thus, either (i) C does not maximize the Nash product in T , in which case the solutions for S and T must be identical (and, if the solution is set-valued, then the frequencies of individual contracts are unchanged because of Assumption 1); (ii) C is the only contract that maximizes the Nash product in T ; or (iii) C and one or more other contracts maximize the Nash product in T , in which case any contract in the solution for S must still be part of the solution for T , and its predicted frequency must decline by Assumption 1.

¹⁸ Note that G1 and G10 are symmetric, so, as a result of the pooling, the agreement proportions on the unequal payoff contracts are identical.

¹⁹ In each session, subjects are exposed to the same 22 games. Hence, we have 22 multiple related observations for each session. This is why we use Wilcoxon signed-rank tests. As a robustness check, we also conducted parametric tests. In particular, we checked the statistical significance of marginal effects computed from logit regressions on the pair-level data. The dependent variable is a dichotomous variable equal to one if the pair agrees on the targeted contract, whereas the independent variables are dummies for the different games. Standard errors are clustered at the session level. The results of parametric and nonparametric tests are qualitatively similar. Full details are available from the authors on request.

²⁰ We also analyzed the data including only the interactions that led to an agreement. The results are qualitatively similar. Full details are available from the authors on request.

²¹ The only exception is G10, where we observe a significant drop in agreements on A (one-tailed test, $p = 0.020$). This is due to the fact that, in comparison with BG7, some agreements on A are replaced by agreements on C .

²² The data in Galeotti et al. (2019) showed a significant CE in some (but not all) games with an equal but not total-earnings maximizing contract. Such contracts were less focal than in the current paper, and this leaves more room for their frequency to increase via a CE. This lower focality could be due to game differences (that paper

included games where the equal contract offers much lower total earnings than the unequal one) or to different subject pools being used. We explore games where the equal contract offers lower payoffs in Experiment 2 (see Finding 8).

²³ An obvious way to improve the prediction of the models is to replace self-interested preferences with inequity-averse (Fehr and Schmidt 1999, Bolton and Ockenfels, 2000) preferences, or allow for a mix of these different preference types. Note, however, that allowing for inequity aversion cannot explain any observed CE or AE according to the NBS (or any observed AE according to the KSBS).

²⁴ We cannot with the current set of games say whether the significant AE in G20 is due to the target offering each player the same gain relative to the decoy, or whether it is because the decoy offers unequal earnings and hence does not compete in focality with the target. We investigate this in Experiment 2.

²⁵ It is also the case that agreeing on $(65, 55)$ gives players more similar gains than $(40, 120)$, relative to $(30, 30)$. Our data do not allow us to distinguish between the relative roles of closeness and equality of gains.

²⁶ There is a large experimental literature on bargaining with a “deadline”; see Karagözoğlu and Kocher (2019).

²⁷ As for Experiment 1, we pooled the data across player labels (person 1 or 2). Due to a connectivity problem between the server and the clients, we lost the data for a few bargaining interactions. Also, in half of the sessions, we dropped the data from G5 and G6, because we realized that the two base contracts were identical instead of being symmetrical. A software fix resolved this problem for the remaining sessions.

²⁸ The CE in G5 is visibly large but it is significant only at the 10% level. This is because we collected fewer observations in G5. See note 27.

²⁹ Games 17–20 are also analyzed in Galeotti et al. (2019). They find a lower frequency of agreements on the equal contract in the base game, leaving more room for the CE to manifest itself. Similar to our study, the CE effect is statistically significant only when the equal contract offers sufficiently low total payoffs compared with the unequal one (see note 39 in Galeotti et al. 2019).

³⁰ If we pool the data of the two experiments together, then the AE becomes (weakly) statistically significant (one-tailed test, $p = 0.051$), suggesting that the AE is not totally absent but only less strong than the CE.

³¹ See note 28.

³² Conflict is harsher in games BG7–G9 than in games BG1–G3 and BG4–G6. This is captured by the larger rate of disagreement and the fact that subjects took longer to agree in BG7–G9. On average, the disagreement rate is 13.61% in BG7–G9 against 6.81% in BG1–G3 ($p = 0.002$) and 8.60% in BG4–G6 ($p = 0.031$). Agreement times are, on average, higher in BG7–G9 than BG1–G3 (82.61 seconds versus 72.83 seconds, $p = 0.006$) and BG4–G6 (82.61 seconds versus 77.01 seconds, $p = 0.109$).

References

- Amaldoss W, Bettman JR, Payne JW (2008) Biased but efficient: An investigation of coordination facilitated by asymmetric dominance. *Marketing Sci.* 27(5):903–921.
- Andreoni J, Miller J (2002) Giving according to GARP: An experimental test of the consistency of preferences for altruism. *Econometrica* 70(2):737–753.
- Bardsley N, Mehta J, Starmer C, Sugden R (2010) Explaining focal points: Cognitive hierarchy theory vs. team reasoning. *Econom. J.* 120(543):40–79.
- Bateman JJ, Munro A, Poe GL (2008) Decoy effects in choice experiments and contingent valuation: Asymmetric dominance. *Land Econom.* 84(1):115–127.

- Beauchamp JP, Benjamin DJ, Laibson DI, Chabris CF (2019) Measuring and controlling for the compromise effect when estimating risk preference parameters. *Experiment. Econom.* 23:1069–1099.
- Bolton GE, Karagözoğlu E (2016) On the influence of hard leverage in a soft leverage bargaining game: The importance of credible claims. *Games Econom. Behav.* 99:164–179.
- Bolton GE, Ockenfels A (2000) ERC: A theory of equity, reciprocity and competition. *Amer. Econom. Rev.* 90(1):166–193.
- Bordalo P, Gennaioli N, Shleifer A (2013) Salience and consumer choice. *J. Political Econ.* 121(5):803–843.
- Brams SJ, Kilgour DM (2001) Fallback bargaining. *Group Decision Negotiation* 10:287–316.
- Bushong B, Rabin M, Schwartzstein J (2021) A model of relative thinking. *Rev. Econom. Stud.* 88(1):162–191.
- Castillo G (2020) The attraction effect and its explanations. *Games Econom. Behav.* 119:123–147.
- Charness G, Gneezy U, Halladay B (2016) Experimental methods: Pay one or pay all. *J. Econom. Behav. Organ.* 131:141–150.
- Charness G, Rabin M (2002) Understanding social preferences with simple tests. *Quart. J. Econom.* 117(3):817–869.
- de Clippel G, Eliaz K (2012) Reason-based choice: A bargaining rationale for the attraction and compromise effects. *Theoret. Econom.* 7(1):125–162.
- Colman AM, Pulford BD, Bolger F (2007) Asymmetric dominance and phantom decoy effects in games. *Organ. Behav. Human Decision Processes.* 104(2):193–206.
- Conley JP, Wilkie S (1996) An extension of the Nash bargaining solution to nonconvex problems. *Games Econom. Behav.* 13(1):26–38.
- Conley JP, Wilkie S (2012) The ordinal egalitarian bargaining solution for finite choice sets. *Soc. Choice Welfare* 38:23–42.
- Crawford VP, Gneezy U, Rottenstreich Y (2008) The power of focal points is limited: Even minute payoff asymmetry may yield large coordination failures. *Amer. Econom. Rev.* 98(4):1443–1458.
- Cunningham T (2013) Comparisons and choice. Unpublished manuscript, Stockholm University.
- Doyle JR, O'Connor DJ, Reynolds GM, Bottomley PA (1999) The robustness of the asymmetrically dominated effect: Buying frames, phantom alternatives, and in-store purchases. *Psych. Marketing* 16(3):225–243.
- Faillo M, Smerilli A, Sugden R (2017) Bounded best-response and collective-optimality reasoning in coordination games. *J. Econom. Behav. Organ.* 140:317–335.
- Fehr E, Schmidt KM (1999) A theory of fairness, competition, and cooperation. *Quart. J. Econom.* 114(3):817–868.
- Fischbacher U (2007) z-Tree: Zurich toolbox for ready-made economic experiments. *Experiment. Econom.* 10:171–178.
- Frederick S, Lee L, Baskin E (2014) The limits of attraction. *J. Marketing Res.* 51(4):487–507.
- Galeotti F, Montero M, Poulsen A (2019) Efficiency vs. equality in bargaining. *J. Eur. Econom. Assoc.* 17(6):1941–1970.
- Greiner B (2015) Subject pool recruitment procedures: Organizing experiments with ORSEE. *J. Econom. Sci. Assoc.* 1:114–125.
- Güth W, Huck S, Müller W (2001) The relevance of equal splits in ultimatum games. *Games Econom. Behav.* 37(1):161–169.
- de Haan T, van Veldhuizen R (2015) Willpower depletion and framing effects. *J. Econom. Behav. Organ.* 117(C):47–61.
- Herne K (1997) Decoy alternatives in policy choices: asymmetric domination and compromise effects. *Eur. J. Political Econom.* 13(3):575–589.
- Herne K (1999) The effects of decoy gambles on individual choice. *Experiment. Econom.* 2:31–40.
- Highhouse S (1996) Context-dependent selection: The effects of decoy and phantom job candidates. *Organ. Behav. Human Decision Processes.* 65(1):68–76.
- Huber J, Payne JW, Puto C (1982) Adding asymmetrically dominated alternatives: Violations of regularity and the similarity hypothesis. *J. Consumer Res.* 9(1):90–98.
- Huber J, Puto C (1983) Market boundaries and product choice: Illustrating attraction and substitution effects. *J. Consumer Res.* 10(1):31–44.
- Isoni A, Poulsen A, Sugden R, Tsutsui K (2013) Focal points in tacit bargaining situations: Experimental evidence. *Eur. Econom. Rev.* 59:167–188.
- Isoni A, Poulsen A, Sugden R, Tsutsui K (2014) Efficiency, equality, and labels: Experimental evidence on focal points in explicit bargaining situations. *Amer. Econom. Rev.* 104(10):3256–3287.
- Isoni A, Sugden R, Zheng J (2020) The pizza night game: Conflict of interest and payoff inequality in tacit bargaining games with focal points. *Eur. Econom. Rev.* 127:103428.
- Kalai E, Smorodinsky M (1975) Other solutions to Nash's bargaining problem. *Econometrica* 43(3):513–518.
- Karagözoğlu E (2019) On “going unstructured” in bargaining experiments. Laslier J-F, Moulin H, Sanver MR, Zwicker WS, eds. *The Future of Economic Design* (Springer, Cham, Switzerland), 295–304.
- Karagözoğlu E, Kocher MG (2019) Bargaining under time pressure from deadlines. *Experiment. Econom.* 22:419–440.
- Kelman M, Rottenstreich Y, Tversky A (1996) Context-dependence in legal decision making. *J. Legal Stud.* 25(2):287–318.
- Kibris Ö, Sertel MR (2007) Bargaining over a finite set of alternatives. *Soc. Choice Welfare* 28:421–437.
- Kivetz R, Netzer O, Srinivasan V (2004) Alternative models for capturing the compromise effect. *J. Marketing Res.* 41(3):237–257.
- Kőszegi B, Szeidl A (2013) A model of focusing in economic choice. *Quart. J. Econom.* 128(1):53–104.
- Kuncel NR, Dahlke JA (2020) Decoy effects improve diversity hiring. *Personnel Assessment Decisions* 6(2):31–37.
- Lichters M, Bengart P, Sarstedt M, Vogt B (2017) What really matters in attraction effect research: when choices have economic consequences. *Marketing Lett.* 28(1):127–138.
- Lichters M, Müller H, Sarstedt M, Vogt B (2016) How durable are compromise effects? *J. Bus. Res.* 69(10):4056–4064.
- Lichters M, Sarstedt M, Vogt B (2015) On the practical relevance of the attraction effect: a cautionary note and guidelines for context effect experiments. *AMS Review.* 5:1–19.
- Luce RD (1977) The choice axiom after twenty years. *J. Math. Psych.* 15(3):215–233.
- Luhan WJ, Poulsen AU, Roos MW (2017) Real-time tacit bargaining, payoff focality, and coordination complexity: Experimental evidence. *Games Econom. Behav.* 102:687–699.
- Mariotti M (1998) Nash bargaining theory when the number of alternatives can be finite. *Soc. Choice Welfare* 15:413–421.
- Masatlioglu Y, Uler N (2013) Understanding the reference effect. *Games Econom. Behav.* 82:403–423.
- Mehta J, Starmer C, Sugden R (1994) The nature of salience: An experimental investigation of pure coordination games. *Amer. Econom. Rev.* 84(3):658–673.
- Milberg SJ, Silva M, Celedon P, Sinn F (2014) Synthesis of attraction effect research: Practical market implications? *Eur. J. Marketing* 48(7–8):1413–1430.
- Munro A, Popov D (2013) A portmanteau experiment on the relevance of individual decision anomalies for households. *Experiment. Econom.* 16(3):335–348.
- Myerson RB (1989) Credible negotiation statements and coherent plans. *J. Econom. Theory* 48(1):264–303.
- Nagahisa R-i, Tanaka M (2002) An axiomatization of the Kalai-Smorodinsky solution when the feasible sets can be finite. *Soc. Choice Welfare* 19:751–761.
- Nash J (1950) The bargaining problem. *Econometrica* 18(2):155–162.

- Noguchi T, Stewart N (2014) In the attraction, compromise, and similarity effects, alternatives are repeatedly compared in pairs on single dimensions. *Cognition* 132(1):44–56.
- Ok EA, Ortoleva P, Riella G (2015) Revealed (p)reference theory. *Amer. Econom. Rev.* 105(1):299–321.
- Pan Y, O’Curry S, Pitts R (1995) The attraction effect and political choice in two elections. *J. Consumer Psych.* 4(1):85–101.
- Pinger P, Ruhmer-Krell I, Schumacher H (2016) The compromise effect in action: Lessons from a restaurant’s menu. *J. Econom. Behav. Organ.* 128:14–34.
- Poterack A (2015) The compromise and attraction effects through frame preferences. Technical report, Boston University.
- Roth AE (1985) Toward a focal-point theory of bargaining. Roth AE, ed. *Game-Theoretic Models of Bargaining* (Cambridge University Press, Cambridge, UK), 259–268.
- Roth AE, Murnighan JK (1982) The role of information in bargaining: an experimental study. *Econometrica* 50(5):1123–1142.
- Schelling TC (1960) *The Strategy of Conflict* (Harvard University Press, Cambridge, MA).
- Sedikides C, Ariely D, Olsen N (1999) Contextual and procedural determinants of partner selection: of asymmetric dominance and prominence. *Soc. Cognition* 17(2):118–139.
- Shafir E, Simonson I, Tversky A (1993) Reason-based choice. *Cognition* 49:11–36.
- Simonson I (1989) Choice based on reasons: The case of attraction and compromise effects. *J. Consumer Res.* 16(2):158–174.
- Simonson I, Tversky A (1992) Choice in context: Tradeoff contrast and extremeness aversion. *J. Marketing Res.* 29(3):281–295.
- Slaughter JE, Bagger J, Li A (2006) Context effects on group-based employee selection decisions. *Organ. Behav. Human Decision Processes* 100(1):47–59.
- Thomson W (1994) Cooperative models of bargaining. Aumann RJ, Hart S, eds. *Handbook of Game Theory with Economic Applications*, vol. 2 (North-Holland, Amsterdam), 1237–1284.
- Trueblood JS, Brown SD, Heathcote A, Busemeyer JR (2013) Not just for consumers: Context effects are fundamental to decision making. *Psych. Sci.* 24(6):901–908.
- Tserenjigmid G (2019) Choosing with the worst in mind: a reference-dependent model. *J. Econom. Behav. Organ.* 157:631–652.
- Tversky A, Simonson I (1993) Context-dependent preferences. *Management Sci.* 39(10):1179–1189.
- Wedell DH (1991) Distinguishing among models of contextually induced preference reversals. *J. Experiment. Psych. Learn. Memory Cognition* 17(4):652–767.
- Yang S, Lynn M (2014) More evidence challenging the robustness and usefulness of the attraction effect. *J. Marketing Res.* 51(4):508–513.