



PAPER • OPEN ACCESS

Termination points and homoclinic glueing for a class of inhomogeneous nonlinear ordinary differential equations

To cite this article: J S Keeler *et al* 2021 *Nonlinearity* **34** 532

View the [article online](#) for updates and enhancements.

Termination points and homoclinic glueing for a class of inhomogeneous nonlinear ordinary differential equations

J S Keeler¹, M G Blyth^{2,*}  and J R King³

¹ Mathematics Institute, University of Warwick, Zeeman Building, Coventry, CV4 7AL, United Kingdom

² School of Mathematics, University of East Anglia, Norwich Research Park, Norwich, NR4 7TJ, United Kingdom

³ School of Mathematical Sciences, University of Nottingham, Nottingham, NG7 2RD, United Kingdom

E-mail: jack.keeler@warwick.ac.uk, m.blyth@uea.ac.uk and John.King@nottingham.ac.uk

Received 9 December 2019, revised 7 August 2020

Accepted for publication 21 August 2020

Published 21 January 2021



Abstract

Solutions $u(x)$ to the class of inhomogeneous nonlinear ordinary differential equations taking the form $u'' + u^2 = \alpha f(x)$ for parameter α are studied. The problem is defined on the x line with decay of both the solution $u(x)$ and the imposed forcing $f(x)$ as $|x| \rightarrow \infty$. The rate of decay of $f(x)$ is important and has a strong influence on the structure of the solution space. Three particular forcings are examined primarily: a rectilinear top-hat, a Gaussian, and a Lorentzian, the latter two exhibiting exponential and algebraic decay, respectively, for large x . The problem for the top hat can be solved exactly, but for the Gaussian and the Lorentzian it must be computed numerically in general. Calculations suggest that an infinite number of solution branches exist in each case. For the top-hat and the Gaussian the solution branches terminate at a discrete set of α values starting from zero. A general asymptotic description of the solutions near to a termination point is constructed that also provides information on the existence of local fold behaviour. The solution branches for the Lorentzian forcing do not terminate in general. For large α the asymptotic analysis of Keeler, Binder and Blyth (2018 *J. Fluid Mech.* **832** 73–96) is extended to describe the behaviour on any given solution branch using a method for glueing homoclinic connections.

*Author to whom any correspondence should be addressed.



Original content from this work may be used under the terms of the [Creative Commons Attribution 3.0 licence](https://creativecommons.org/licenses/by/3.0/). Any further distribution of this work must maintain attribution to the author(s) and the title of the work, journal citation and DOI.

Keywords: homoclinic glueing, nonlinear ordinary differential equation, branch termination

Mathematics Subject Classification numbers: 34B40, 34E05, 76B07.

1. Introduction

We investigate solutions to the nonlinear ordinary differential equation,

$$\frac{d^2u}{dx^2} + u^2 = \alpha f(x), \quad (1.1)$$

for parameter α , on the half-line $0 \leq x < \infty$ subject to the boundary conditions

$$\frac{du}{dx}(0) = 0 \quad \text{and} \quad u(x) \rightarrow 0 \quad \text{as} \quad x \rightarrow \infty. \quad (1.2)$$

It is assumed that $f(0) = 1$ and that $f \rightarrow 0$ as $x \rightarrow \infty$. The rate of decay for large x is a delicate issue and has subtle and important implications for the solution. To highlight this feature of the problem, three particular forcing functions will be examined primarily: a top hat with compact support, a Gaussian and a Lorentzian, given by

$$f(x) = H(x + L) - H(x - L), \quad f(x) = e^{-x^2} \quad \text{and} \quad f(x) = \frac{1}{1 + x^2} \quad (1.3)$$

respectively, where $H(x)$ is the Heaviside function and L is the half-width of the top hat. The Lorentzian function is also known as the witch of Agnesi or as a Cauchy distribution. Assuming that $f(x) = f(-x)$, as is the case for all of the forcings in (1.3), the boundary condition (1.2) may be viewed as providing an even solution over the entire x line, and occasionally it will be helpful to discuss the problem in this context to illuminate some of the key features. Integrating (1.1) directly it is easily seen that

$$\alpha \int_0^\infty f(x) dx > 0 \quad (1.4)$$

provides a necessary condition for a non-trivial solution to exist. For all three forcings in (1.3) the integrand in (1.4) is non-negative and hence non-trivial solutions can only exist for $\alpha > 0$.

The problem is motivated by the study of free-surface flow of an inviscid, irrotational fluid over bottom topography. The forcing function $f(x)$ represents the negative of the topography so that the forcings in (1.3) all correspond to a localised depression on an otherwise flat bottom. In the weakly-nonlinear limit of small forcing, the disturbance to the free-surface induced by the localised topography is described by the forced Korteweg–de Vries equation. The displacement of the free surface from its mean level is given by $u(x)$ governed by (1.1) assuming that the flow is steady and that the speed of the fluid far upstream of the depression is equal to the speed of small amplitude linear waves over a flat bottom (so that the Froude number for the flow is equal to unity).

Recently, Keeler *et al* [8] considered this problem for the Gaussian forcing. They made a number of observations about the solution space for $u(x)$ that require further mathematical explanation. In particular they presented numerical evidence that there exists an infinite number of distinct solution branches. To place the current work in context, figure 1 shows part

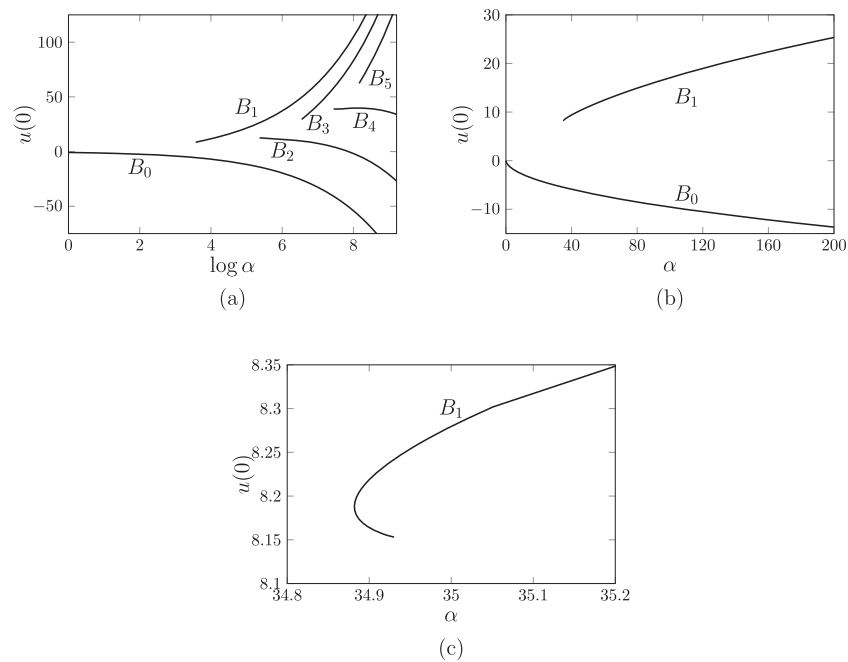


Figure 1. Part of the solution space for the Gaussian forcing. The branches are labelled B_n according to the integer number n of local maxima in the solution $u(x)$.

of the solution space uncovered by Keeler *et al* [8],⁴ using $u(0)$ to characterise the solutions over a range of values of α . In [8] a traditional boundary layer analysis was used to construct asymptotic approximations both for small α and for large α that approximate the solutions on branch B_0 (in both limits) and on branch B_1 for large α . The rest of the branches, labelled B_n for integer n , are not captured by [8]’s asymptotics and this provides one motivation for the present study. The present taxonomy for the solution branches differs from that used in [8] and is motivated by the observation that the solution profiles on branch B_n have n local maxima. Since the solution spaces for all three of the forcings in (1.3) share similar qualitative features (but with some key differences), the same taxonomy for the solution branches will be used in each case. Keeler *et al* [8] provided solid but not conclusive numerical evidence that branch B_1 terminates at its leftmost end at a finite value of α . The present work provides a deeper analysis of this issue.

The layout of the paper is as follows. In section 2 the top-hat forcing is considered; this problem has many of the important features also found for the smooth forcings but with the advantage that the solution can be found exactly. Next in section 3 the importance of the far-field decay rate for a smooth forcing is discussed, and the method for obtaining numerical solutions is described in section 4. In section 5 an asymptotic analysis is presented that supports the termination of the branches B_1 , B_2 etc at finite α and an analysis that indicates that the branch B_0 terminates at $\alpha = 0$. In section 6 the case of a Lorentzian forcing is examined. Finally in section 7 the method of homoclinic gluing is used to show how the large α solutions can

⁴This is an adapted version of figures 3(h) and (i) from Keeler, Binder, Blyth, On the critical free-surface flow over localised topography, *J. Fluid Mech.*, **832**, 73–96, used with permission.

be constructed for a general forcing with a local maximum. The appendices contain further details of the calculations for the homoclinic gluing, a Stokes line analysis for the Lorentzian forcing, and a discussion of a marginal case $f(x) = 1/(1 + x^4)$.

2. Top hat forcing

The top hat forcing, which takes the form given in (1.3), provides an instructive model for the more technically challenging cases (the Gaussian and the Lorentzian forcings), not least because the solution can be obtained exactly in closed form.

A straightforward phase plane analysis nicely illustrates how the key features of the solution space emerge (see Binder [1] for a review of this technique applied to the KdV equation). The unforced phase plane, labelled Σ_1 , corresponds to the homogeneous form of (1.1) and is relevant outside of the top-hat's support where $|x| > L$. It has a degenerate node at the origin, indicated in figures 2(a)–(c) by an empty circle, with a stable manifold and an unstable manifold on which

$$\frac{1}{2}u_x^2 + \frac{1}{3}u^3 = 0 \tag{2.1}$$

holds and that are shown each with a broken line. The forced phase plane, labelled Σ_2 , is relevant inside the top-hat support where $|x| < L$. It has a saddle point at $(u, du/dx) = (-\alpha^{1/2}, 0)$ and a centre at $(\alpha^{1/2}, 0)$, both of which are shown in figures 2(a)–(c) with filled circles. (Note that the phase portraits Σ_1 and Σ_2 are presented on the same scale.) Trajectories in Σ_2 satisfy

$$\frac{1}{2}u_x^2 + \frac{1}{3}u^3 = u + c \tag{2.2}$$

for constant c . These are shown with thin solid lines for different c and comprise periodic orbits around the centre enclosed by a homoclinic orbit that connects the saddle to itself. Solutions that satisfy the boundary conditions (1.2) are indicated by thick solid lines in figures 2(a)–(c). In each case, starting from $x = -\infty$ the solution exits the origin and follows the unstable manifold in Σ_1 until $x = -L$ where it jumps instantaneously onto a periodic orbit in Σ_2 . The trajectory jumps instantaneously back onto Σ_1 at $x = L$ and subsequently follows the stable manifold back into the origin as $x \rightarrow \infty$. Thus the solutions are smooth everywhere except at $x = \pm L$ where the second derivative of u is discontinuous.

Various possibilities arise while the trajectory is in Σ_2 , depending on the value of α . A solution that is negative-definite in u can be constructed for any $\alpha > 0$ by making only a partial excursion along the periodic orbit in the left-half plane of Σ_2 , as is illustrated in figure 2(a). Alternatively a trajectory may execute one cycle of the periodic orbit followed in general by a brief overshoot to make the connection back onto Σ_1 , as is shown in figure 2(b); however this is only possible if the top-hat is sufficiently wide and hence such a solution exists only when $\alpha > \alpha_1^*$, where α_1^* can be determined precisely and is given below. A countably infinite number of further options arises when α exceeds an increasing sequence of critical values, $\alpha = \alpha_n^*$, that can also be written down exactly. For each n the solution executes n cycles of a periodic orbit in Σ_2 followed by an overshoot to connect back to Σ_1 . At the critical values themselves the solution executes exactly n cycles along a periodic orbit in Σ_2 , entering and leaving this plane from Σ_1 at the origin; in Σ_1 itself the solution is given by $u = 0$ for all $x > |L|$. This critical case is illustrated in figure 2(c).

The first three solution branches are shown in figure 2(d) together with some sample solution profiles. In all cases the phase plane trajectories are bounded within the homoclinic orbit in Σ_2 ;

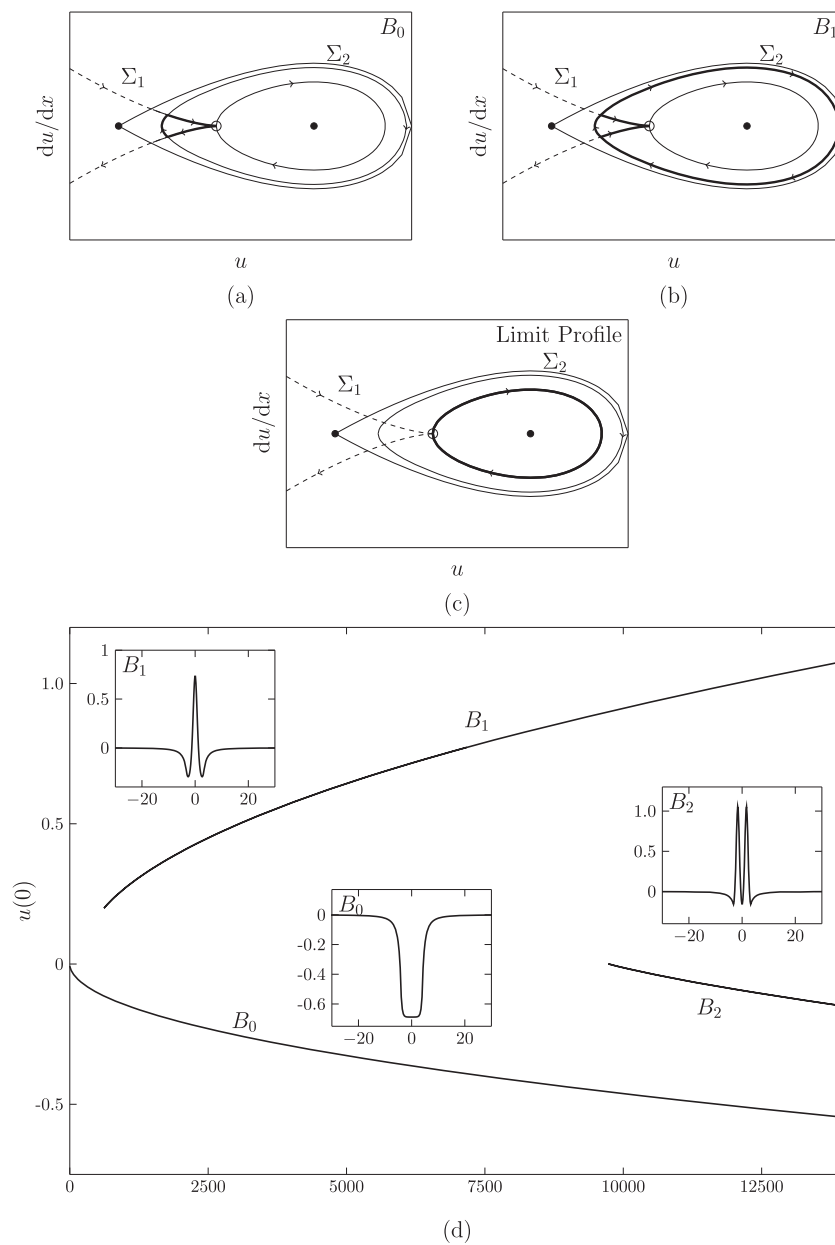


Figure 2. Top hat forcing: (a)–(c) phase portraits in the unforced (Σ_1) and forced (Σ_2) phase planes, and (d) the solution space. Panels (a)–(c) demonstrate the solution construction for branches B_0 , B_1 and B_2 in the $(u, du/dx)$ phase plane. The empty circles are located at the origin and correspond to a degenerate node in Σ_1 , while the filled circles indicate the saddle point and centre in Σ_2 . The broken lines in panels (a)–(c) are the stable and unstable manifolds for the degenerate node in Σ_1 and the thin solid lines are the orbits in Σ_2 . A solution is indicated by a thick solid line. The solution branches are shown in panel (d) with insets showing sample solution profiles at the values $\alpha = 20, 618$ on B_0 , $\alpha = 6, 205$ on B_1 , and $\alpha = 13, 584$ on B_2 .

it follows that $-\alpha^{1/2} \leq u(x) < 0$ on branch B_0 and $-\alpha^{1/2} \leq u(x) \leq 2\alpha^{1/2}$ on branches B_n for $n = 1, 2, \dots$. On the periodic orbit in Σ_2 for the critical case,

$$u(x) = (3\alpha)^{1/2} cn^2 \left((\alpha/3)^{1/4} x; 1/2 \right), \tag{2.3}$$

where cn is a Jacobi Elliptic function. Comparing the period of this form to the width of the top-hat we find that

$$\alpha_n^* = 48n^4 K^4(1/\sqrt{2}) \approx 567n^4, \tag{2.4}$$

for $n = 1, 2, \dots$, where K is the complete elliptic integral of the first kind.

3. Far-field decay for smooth forcings

The unforced, homogeneous form of (1.1) has the general solution that decays at infinity,

$$u_H(x) = -\frac{6}{(x + x_0)^2} \tag{3.1}$$

for arbitrary constant x_0 . Assuming that

$$f(x) = o(1/x^4) \quad \text{as } x \rightarrow \infty, \tag{3.2}$$

the generic far-field behaviour of the solution is

$$u \sim u_H(x) \quad \text{as } x \rightarrow \infty, \tag{3.3}$$

having a single degree of freedom, namely x_0 in (3.1), which is effectively determined via the choice of α . The large x balance between the first term on the left-hand side of (1.1) and the forcing on the right-hand side,

$$\frac{d^2 u}{dx^2} \sim \alpha_n^* f(x) \quad \text{as } x \rightarrow \infty \tag{3.4}$$

so that

$$u \sim \alpha_n^* \int_x^\infty (x' - x) f(x') dx' \quad \text{as } x \rightarrow \infty \tag{3.5}$$

is then also possible but will occur only for certain special values of the parameter, α_n^* , the behaviour (3.5) involving zero degrees of freedom (in integrating (3.4) to obtain (3.5) both constants of integration must be fixed to ensure the far-field behaviour (1.2) is satisfied). Such a balance neglects the nonlinear term in (1.1) and this is justified provided that (3.2) holds. If (3.2) fails the generic far-field balance is between the nonlinear term and the forcing, given by

$$u \sim -\alpha^{1/2} f^{1/2}(x), \tag{3.6}$$

where we have adopted the negative square root. The positive square root can be excluded on noting that the linearisation at infinity $u = \pm\alpha^{1/2}f^{1/2}(x) + U(x)$ yields

$$\frac{d^2U}{dx^2} \pm 2\alpha^{1/2}f^{1/2}U = 0. \tag{3.7}$$

If the positive square root is selected then a standard WKBJ analysis of (3.7) yields the two linearly independent unbounded solutions

$$U \sim f^{-1/4} \exp\left\{\pm i\sqrt{2}\alpha^{1/4}\int^x f^{1/4}(x')dx'\right\}. \tag{3.8}$$

To exclude both of these requires two boundary conditions to be applied at infinity, but this leaves no freedom to enforce the symmetry condition at $x = 0$ in (1.2). On the contrary, if the negative square root is selected, a single degree of freedom is retained since it is only necessary to exclude the exponentially growing solution to (3.7). The balance (3.6) occurs for the Lorentzian forcing, the third option in the list (1.3), and this case will be examined in section 6.

4. Numerical computation

Numerical computations for the Gaussian forcing were carried out in [8]. For any of the forcings in (1.3) it is expedient to first rewrite (1.1) as a first order system and then to solve the initial value problem

$$\mathbf{u}' = \mathbf{F}(\mathbf{u}), \quad \mathbf{u}(0) = (u_0, 0)^T, \tag{4.1}$$

where $\mathbf{u} = (u, du/dx)^T$ and $\mathbf{F} = (du/dx, \alpha f - u^2)^T$ for some u_0 to be found such that $\mathbf{u} \rightarrow \mathbf{0}$ as $x \rightarrow \infty$ to fulfill (1.2). Thus a solution trajectory in the $(u, du/dx)$ phase plane must ultimately enter the origin and, disregarding the degenerate behaviour (3.4), it must do so in the second quadrant. For a Gaussian forcing, according to (3.3) it will enter the origin along the stable manifold of the degenerate node in the unforced phase plane Σ_1 defined in section 2. The computations for the Lorentzian forcing are particularly challenging as linearising about the far-field decay (3.6) by writing

$$u(x) \sim -\frac{\alpha^{1/2}}{x} + U(x) \tag{4.2}$$

as $x \rightarrow \infty$ requires that

$$U'' - \frac{2}{x}U = 0 \tag{4.3}$$

one solution of which,

$$U \propto x^{1/2}I_1\left(2\sqrt{2}x^{1/2}\right), \tag{4.4}$$

where I_1 is a modified Bessel function, grows exponentially for large x . Hence on shooting from $x = 0$, any deviation from the required solution will rapidly grow.

In computational practice on a finite precision machine any choice for u_0 will result in ‘finite-time’ blow up with $u \sim u_H$ as $x \rightarrow -x_0$ (with $x_0 < 0$), so that the phase plane trajectory converges to the unstable manifold in Σ_1 . Nevertheless a solution can be detected to good accuracy by using a bisection approach. This is illustrated in figures 3 and 4 for the Gaussian and

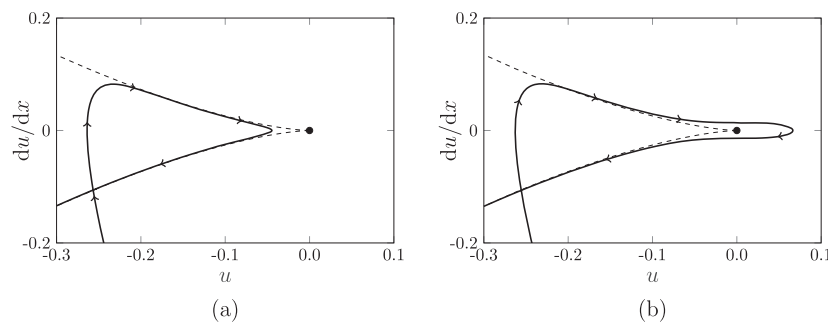


Figure 3. Computed phase plane trajectories for the Gaussian forcing $f(x) = \exp(-x^2)$ for $\alpha = 36$ obtained by integrating (4.1) with $u_0 = 8.5457$ for panel (a) and $u_0 = 8.5452$ for panel (b). Only a close-up near to the origin is shown. The filled circle and the broken lines correspond respectively to the degenerate node and the stable/unstable manifolds in the unforced phase plane Σ_1 .

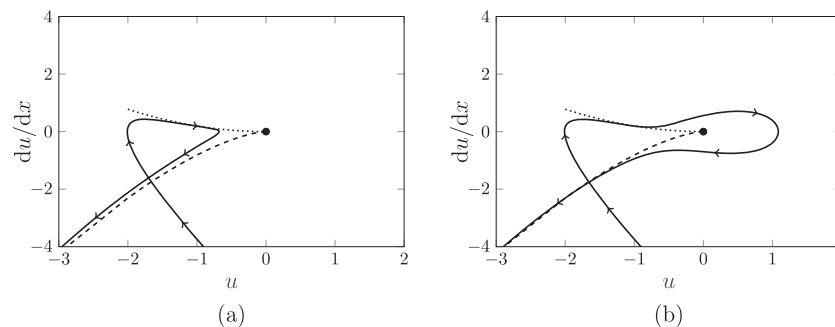


Figure 4. Computed phase plane trajectories for the Lorentzian forcing $f(x) = 1/(1 + x^2)$ for $\alpha = 26.44$ obtained by integrating (4.1) with $u_0 = 8.298755$ for panel (a) and $u_0 = 8.298750$ for panel (b). Only a close-up near to the origin is shown. The filled circle and the thick broken line correspond respectively to the degenerate node and the unstable manifold in the unforced phase plane Σ_1 . The thin broken line indicates the behaviour $du/dx = u^2/\alpha^{1/2}$ according to the leading order term in (4.2).

Lorentzian forcings respectively. The trajectories were computed by integrating (4.1) using the fourth-order Runge–Kutta method starting in each figure from two carefully selected positive values of u_0 (only a close-up near to the origin is shown). Since in both figures the two trajectories veer either side of the origin, assuming that $U(x)$ depends continuously on u_0 there must exist a u_0 such that the corresponding trajectory reaches the origin and the far-field condition is satisfied.

With confidence that a solution exists, in numerical practice it is more convenient to work with the original boundary value problem statement (1.1) and (1.2). This approach expedites the computation of bifurcation diagrams, for example. To overcome the difficulties presented by the infinite domain and by the algebraic decay of the solution in the far-field we make a change of independent variable. Writing $x = \cot \zeta$, with $\zeta \in (0, \pi)$, we seek a solution in the

form of a Fourier series (e.g. [3, section 17.9]),

$$\tilde{u}(\zeta) = \sum_{n=1}^{\infty} b_n \sin([2n - 1]\zeta), \tag{4.5}$$

where $\tilde{u}(\zeta) = u(x)$. The coefficients b_n are found numerically upon truncation of the infinite sum using a collocation method and employing Newton iterations to solve the nonlinear algebraic equations that arise at the collocation points. The form (4.5) is such that the first boundary condition in (1.2) is automatically satisfied and that $u = O(1/x)$ as $|x| \rightarrow \infty$. Therefore with this approach the difficulty associated with (4.4) for the Lorentzian does not arise and accurate solutions that follow the stable manifold in to the origin of the $(u, du/dx)$ phase plane can be computed. This approach also works for Gaussian forcing for which the far-field decay of the solution is like $1/x^2$.

Numerical calculations reveal that on a solution branch with a termination point the generic behaviour (3.1) is found at all points along the branch except at the termination point where the singular far-field decay (3.4) is found. This is what was found, for example, in [8] for a Gaussian forcing where at the termination point the decay is superexponential, corresponding to (3.4), and given by

$$u \sim \alpha_n^* \frac{e^{-x^2}}{4x^2} \quad \text{as } x \rightarrow \infty. \tag{4.6}$$

Such solutions may be viewed as eigenmodes associated with eigenvalues α_n^* , contrasting from solutions satisfying (3.3) in existing only for discrete values of α and exhibiting the maximal rate of decay as $x \rightarrow \infty$. We leave their relevance to applications as an open question.

5. Branch termination

The numerical calculations of [8] for a Gaussian forcing suggest that branch B_0 terminates at $\alpha = 0$ and branches $B_n, n = 0, 1, 2, \dots$ terminate at some value $\alpha_n > 0$. In this section we present an asymptotic description of the branch termination in both cases.

5.1. Termination at $\alpha = 0$

As was noted in the Introduction non-trivial solutions to the problem (1.1) and (1.2) for the stated class of forcing functions $f(x)$ exist only if $\alpha > 0$. Therefore the solution branch B_0 that enters the origin in figure 1 cannot pass into the left-half plane. Keeler *et al* [8] gave an asymptotic description of solutions on this branch for small α . In fact branch B_0 must terminate at the origin. To demonstrate this, it is helpful to recapitulate some of the key details of the small α analysis.

The expansion proceeds as $u(x; \alpha) = u(0; \alpha) + \alpha v(x) + \dots$, noting that $u(0; \alpha) = O(\alpha^{2/3})$ which follows from the matching carried out below. Substituting into (1.1), at leading order we obtain the linearised form

$$\frac{d^2v}{dx^2} = f(x), \tag{5.1}$$

with the boundary conditions $v(0) = dv/dx(0) = 0$. The far-field behaviour $v \sim Mx/2$ as $x \rightarrow \infty$, where the mass

$$M = 2 \int_0^{\infty} f(x) dx, \tag{5.2}$$

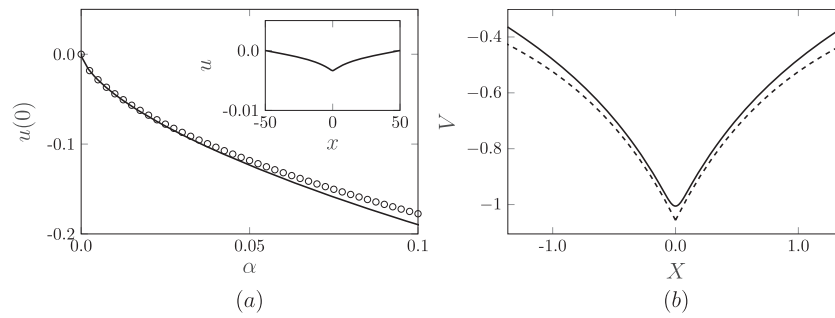


Figure 5. (a). The solution branch B_0 for the Gaussian forcing near to $\alpha = 0$. The solid line is the numerically computed branch and the dotted markers represent the asymptotic approximation (5.8) with $M = \sqrt{\pi}$ with the next order correction included (see [8]), namely $u(0) \sim -(3^{1/3}\pi^{2/3}/2)\alpha^{2/3} + \alpha/2$. The inset diagram is a solution profile on the outer scale when $\alpha = 1.928 \times 10^{-4}$. (b) The same solution profile as for the inset in (a) but shown on the outer (X, V) scale according to (5.3). The solid line is the numerical solution and the dashed line is the asymptotic approximation (5.5) with $X_0 = 2 \cdot 3^{1/3}/\pi^{1/6} \approx 2.38$ given by (5.7).

suggests the outer scaling on which the nonlinear term is restored,

$$u = \alpha^{2/3}V(X), \quad x = \alpha^{-1/3}X. \tag{5.3}$$

Under this scaling (1.1) becomes

$$\frac{d^2V}{dX^2} + V^2 = \alpha^{-1/3}f(\alpha^{-1/3}X). \tag{5.4}$$

Assuming $f(x) = o(1/x)$ as $x \rightarrow \infty$ the right-hand side of (5.4) vanishes to leading order (note that this condition on f is also required for the integral in (5.2) to be defined), and the solution subject to $V \rightarrow 0$ as $X \rightarrow \infty$ is

$$V = -\frac{6}{(X_0 + |X|)^2}, \tag{5.5}$$

for constant X_0 , as shown in figure 5(b). (Modulus bars have been included in (5.5) to highlight the singular behaviour at $X = 0$ discussed in detail below.) This behaves as

$$V \sim -\frac{6}{X_0^2} + \frac{12|X|}{X_0^3} + \dots \tag{5.6}$$

as $X \rightarrow 0$. Matching with the solution on the inner scale yields

$$X_0 = 2(3/M)^{1/3}, \tag{5.7}$$

and

$$u(0; \alpha) \sim -\left(\frac{3^{1/3}M^{2/3}}{2}\right) \alpha^{2/3} \tag{5.8}$$

as $\alpha \rightarrow 0^+$, which agrees with the leading order prediction in [8] for a Gaussian forcing. This approximation is shown with the numerical solution in figure 5(a).

The boundary value problem written in the outer scalings (5.3) best illustrates the way in which the branch terminates: the limit case $\alpha = 0$ in (5.4) then corresponds to a naïve but natural replacement of (5.4) by

$$\frac{d^2V}{dX^2} + V^2 = M\delta(X) \tag{5.9}$$

in the sense that (5.6) and (5.7) imply

$$\left[\frac{dV}{dX}\right]_{0^-}^{0^+} = M \tag{5.10}$$

(given the nonlinearity of (5.9) this interpretation should of course be treated with considerable caution as will be seen in the next subsection). Thus the limit profile contains a corner and the branch cannot be continued.

5.2. Termination at finite α

As was discussed in section 3 the branches B_n for $n = 1, 2, \dots$ terminate at the special values α_n^* . In this subsection a local asymptotic analysis is presented that describes the termination of an individual branch. To this end we write

$$\alpha = \alpha_n^* \pm \epsilon \tag{5.11}$$

with $0 < \epsilon \ll 1$, where α_n^* is one of the special values discussed in section 3 at which the balance (3.4) holds and its value must be determined numerically. We therefore make the implicit assumption that the forcing satisfies (3.2). The choice of sign in (5.11) will be discussed below.

Introducing the expansion

$$u = u_0(x) + \epsilon u_1(x) + \dots \tag{5.12}$$

and substituting into (1.1) we obtain at leading order in ϵ ,

$$\frac{d^2u_0}{dx^2} + u_0^2 = \alpha_n^* f(x) \tag{5.13}$$

with boundary conditions

$$\frac{du_0}{dx}(0) = 0, \quad u_0(x) \rightarrow 0 \quad \text{as } x \rightarrow \infty. \tag{5.14}$$

By the definition of α_n^* , the far-field decay of u_0 satisfies (3.4). At first order we find

$$\frac{d^2u_1}{dx^2} + 2u_0u_1 = \pm f(x) \tag{5.15}$$

with

$$\frac{du_1}{dx}(0) = 0, \quad u_1(x) = o(x) \quad \text{as } x \rightarrow \infty. \tag{5.16}$$

The latter of these conditions is required for the matching to be described below and implies that

$$u_1(x) \rightarrow \pm \kappa \quad \text{as } x \rightarrow \infty, \tag{5.17}$$

where the constant κ is determined as part of the solution to the boundary value problem (5.15) and (5.16).

An intermediate region holds where $f(x) = O(\epsilon)$ and $u(x) = O(\epsilon)$, and where the particular scaling on x depends on the form of $f(x)$. However, the balance (3.4) still holds in this region and, fortunately, the linearity of the relation (3.4) implies that the solution can be expressed in the form $u = \epsilon v$, where v is a linear combination of the constant κ and the far-field form of u_0 . The latter becomes negligible outside of this region and on the outer scaling where $x = \epsilon^{-1/2}X$, with $X = O(1)$, writing $u = \epsilon v_0(X) + \dots$ requires at leading order that

$$\frac{d^2 v_0}{dX^2} + v_0^2 = 0. \tag{5.18}$$

The solution that decays in the far-field is

$$v_0 = -\frac{6}{(|X| + (6/|\kappa|)^{1/2})^2}, \tag{5.19}$$

where we have included modulus bars to highlight the singular behaviour at $X = 0$ to be discussed below. Associated with the solution (5.19) is the requirement that $\kappa < 0$ if the plus sign in (5.11) is used, meaning that near to the termination point the branch is such that $\alpha > \alpha_n^*$, and the requirement that $\kappa > 0$ if the minus sign in (5.11) is used so that $\alpha < \alpha_n^*$ local to the termination point. These requirements ensure a match with the solution on the inner scale. It follows that a sufficient condition for the existence of a fold in the solution branch is that $\kappa > 0$. We may infer from the numerical results shown in figure 1 that $\kappa > 0$ for the Gaussian forcing. It should be emphasised that while the present analysis gives a self-consistent description of the behaviour close to a termination point, it does not prove their existence even for forcings that satisfy the far-field decay condition (3.2). It may preclude the existence of a termination point, however, if (3.2) is not satisfied. Key to the latter remark is the existence of two possible large x balances for forcings that satisfy (3.2), namely (3.3) and (3.5), on which the analysis presented in this subsection depends. Forcings that do not satisfy (3.2) have only one possible large x balance as discussed in section 3.

Since $u(0) \sim u_0(0) + \epsilon u_1(0) + \dots$ the branches in figure 1 are locally linear and enter the termination points with finite slope. In common with the small α case discussed in section 5.1 the limit profile at each termination point, on the outer scale (5.19), has a corner at $X = 0$ with the jump in slope

$$\left[\frac{dv_0}{dX} \right]_{0^-}^{0^+} = 2\sqrt{\frac{2}{3}} |\kappa|^{3/2}. \tag{5.20}$$

Notably, and in contrast to (5.10), the jump is not given simply in terms of the mass of $f(x)$ but relies on the numerically determined constant κ . This underscores the danger, alluded to in the previous section, of a naïve replacement of the right-hand side of the problem on the outer scale, here (5.18), with $M\delta(X)$, where M is the mass of the forcing given in (5.2), since the jump in slope at $X = 0$ depends on the solution of the problem on the inner scale according to (5.20).

The preceding remarks can be placed on a firmer footing by noting that on taking the limit $\alpha \rightarrow 0$ in (5.4) the right-hand side formally approaches a delta function (e.g. Stakgold and Holst [9], theorem 2.2.4). On the contrary, writing (1.1) for the outer scaling results in (5.18) with

$$\alpha\epsilon^{-2}f(\epsilon^{-1/2}X)$$

on the right-hand side, and this does not approach a delta function in the limit $\epsilon \rightarrow 0$. Consequently, branch B_0 can be described by naïvely replacing the right-hand side of (1.1) with $M\delta(x)$ and then following the type of phase plane analysis reviewed by Binder [1], but the remaining branches B_n for $n \geq 1$ cannot be described in this way.

6. Lorentzian forcing

The numerically computed solution space for the Lorentzian forcing in (1.3) is similar in structure to that found for the Gaussian (see figure 1) with the crucial difference that the higher order branches B_1, B_2 , etc do not terminate at finite α . As for the Gaussian forcing there is a B_0 branch of negative-definite solutions that exists for all positive α and which terminates at $\alpha = 0$ as described in section 5.1. We do not expect to find branches that terminate at non-zero α for reasons discussed in section 3. In fact we find that the branches B_1 and B_2 are in this case connected continuously as can be seen in figure 6. The insets in this figure show typical solution profiles some way along the upper and lower parts of the branch. Note that although the comment at the end of section 3 leaves open the possibility that eigenmode solutions exist for special values of α (as in the Gaussian case) corresponding to the choice of the plus sign in (3.7), our numerical computations suggest that such solutions do not, in fact, exist.

Following the success of the boundary-layer analysis of [8] on branch B_0 for the Gaussian forcing, we are motivated to attempt a similar large α analysis for the Lorentzian, and this is considered in the following subsection. As for the Gaussian such an analysis cannot capture the higher order branches. These will be discussed in section 7.

6.1. Asymptotic approximation when $\alpha \gg 1$

For large α we rescale by writing $u = \alpha^{1/2}W(x)$ so that (1.1) becomes

$$\mu \frac{d^2W}{dx^2} + W^2 = \frac{1}{1+x^2}, \tag{6.1}$$

where $\mu = \alpha^{-1/2}$. We seek an asymptotic expansion in the form

$$W(x) = W_0(x) + \mu W_1(x) + \mu^2 W_2(x) + \dots \tag{6.2}$$

Substituting into (6.1) and working at successive orders, we obtain

$$W_0 = \pm \frac{1}{(1+x^2)^{1/2}}, \quad W_1 = -\frac{1}{2} \frac{(2x^2 - 1)}{(1+x^2)^2}, \quad W_2 = \mp \frac{5}{8} \frac{(4x^4 - 20x^2 + 3)}{(1+x^2)^{7/2}}. \tag{6.3}$$

In general for $n \geq 1$,

$$W_n = -(2W_0)^{-1} \left(\sum_{k=1}^{n-1} W_k W_{n-k} + \frac{d^2 W_{n-1}}{dx^2} \right), \tag{6.4}$$

and it is straightforward to show that $W_n(x) = p_{2n}(x)/(1+x^2)^{(1+3n)/2}$, where $p_{2n}(x)$ is a polynomial of degree $2n$. For any n an important observation is that W_n satisfies the boundary conditions (1.2) irrespective of the choice of sign in (6.3). This is reminiscent of the problems discussed by Chapman *et al* [5] and references therein, whereby for some ordinary differential equations with a small parameter, a simple asymptotic solution can be constructed that satisfies the required boundary conditions at any order and for all x when no such solution to the problem in fact exists.

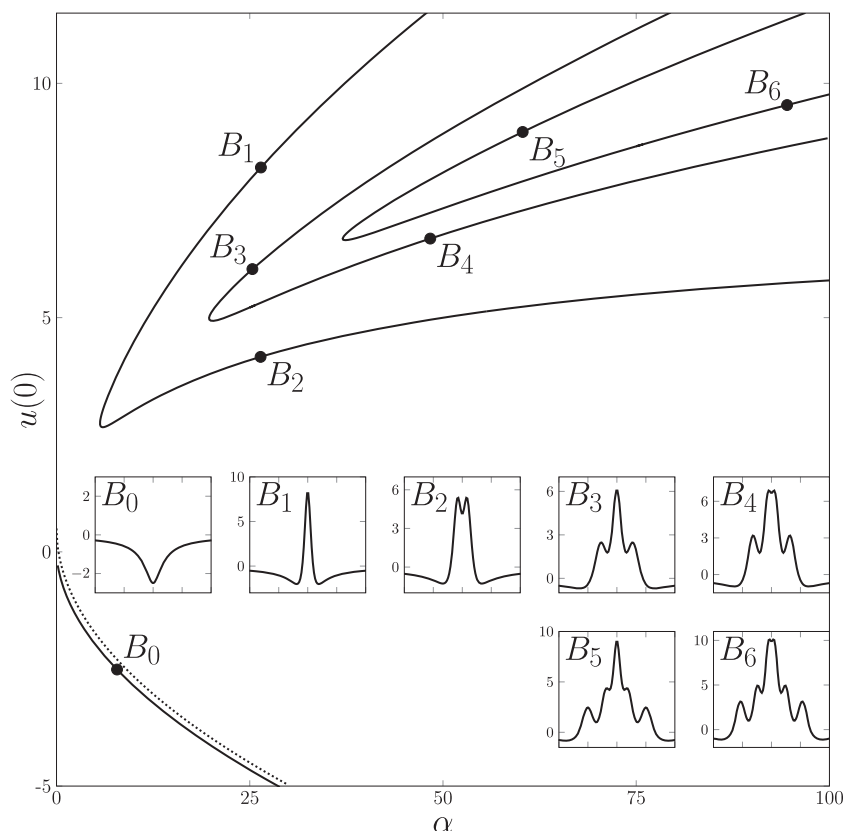


Figure 6. Solution branches for the Lorentzian forcing, $f(x) = 1/(1 + x^2)$. All inset profiles are plotted in the range $x \in [-10, 10]$ and correspond to the appropriate marker on the solution branches with the values $\alpha = 7.83$ (B_0), $\alpha = 26.44$ (B_1), $\alpha = 26.40$ (B_2), $\alpha = 25.34$ (B_3), $\alpha = 48.35$ (B_4), $\alpha = 60.31$ (B_5), $\alpha = 94.52$ (B_6). The dotted line indicates the asymptotic approximation $u(0) \sim -\alpha^{1/2} + 1/2$ obtained by taking the minus sign for W_0 in (6.2). The folds occur at $\alpha \approx 5.63, 19.74, 37.03$. Following the numerical approach described around (4.5) an initial guess for the Fourier coefficients of the form $b_n = an \exp(-bn) \cos(cn)$, for chosen constants a, b, c , is suitable to latch onto the various branches. For example, at $\alpha = 50$ choosing $(a, b, c) = (15, 1.25, 0.75)$ produces a solution on B_3 .

The difficulty can be traced to the fact that the expansion disorders in the neighbourhood of the singularities in the leading order term in the asymptotic expansion (W_0 here) extended into the complex plane. If a Stokes line emanating from one of these singularities crosses the real axis, an exponentially small ‘beyond all orders’ term is in general switched on at the point of crossing and this term eventually grows to corrupt the original expansion. In appendix B we provide the relevant Stokes line analysis for the present problem. The conclusion is that if the plus sign in (6.3) is chosen then the expansion (6.2) is corrupted in the manner described. For the minus sign no such difficulty arises and the asymptotic expansion (6.2) is valid for all x .

Selecting the minus sign for W_0 in (6.2) we find $u(0) \sim -\alpha^{1/2} + 1/2$. This approximation is shown with a broken line in figure 6. As this figure suggests, further possibilities arise for the large α asymptotics in which (6.2) is regarded as an outer expansion to be matched to an

inner boundary-layer solution around $x = 0$ that describes a cluster of localised waves. These localised waves may be viewed as the connection of individual solitary-wave structures that are each described by a homoclinic orbit in an appropriately defined phase space, as will be discussed in the following section.

7. Homoclinic glueing

In this section we aim to describe asymptotic forms that approximate the solutions in the limit of large α for a fairly general class of forcing functions f . It will be convenient to think in terms of symmetric solutions to (1.1) that are defined on the whole of the real line and that decay as $|x| \rightarrow \pm\infty$. To motivate the construction we rewrite (1.1) on a boundary-layer scale by introducing the new variable $x = \alpha^{-1/4}y$ and setting $u(x) = \alpha^{1/2}U(y)$ to obtain

$$\frac{d^2U}{dy^2} + U^2 = f(\delta y), \tag{7.1}$$

where $\delta = \alpha^{-1/4} \ll 1$. Expanding the solution as $U = U_0(y) + \delta^2 U_1(y) + \dots$, and replacing the right-hand side by its Taylor expansion $f(\delta y) = f(0) + (1/2)\delta^2 f''(0)y^2 + O(\delta^3)$, at leading order we find (since $f(0) = 1$)

$$\frac{d^2U_0}{dy^2} + U_0^2 = 1. \tag{7.2}$$

This has three bounded solutions of interest,

$$(i) U_0 = 1, \quad (ii) U_0 = -1, \quad (iii) U_0 = U_0^H \equiv 3 \operatorname{sech}^2(y/\sqrt{2}) - 1, \tag{7.3}$$

that correspond to equilibria in the $(U_0, dU_0/dy)$ phase plane (i) and (ii) and a homoclinic orbit connecting $(-1, 0)$ to itself in the same plane (iii). It is symmetric about $y = 0$ and has the property

$$U_0^H \sim -1 + 12 e^{\mp\sqrt{2}y} \quad \text{as } y \rightarrow \infty. \tag{7.4}$$

Its graph in physical space has a classical solitary-wave shape (see, for example, Billingham and King [2]), and this suggests representing the wave-like parts of the B_n branch solutions by a collection of these homoclinics.

The strategy is as follows: for n odd, we seek to glue together n of the homoclinics (iii) in (7.3) via asymptotic matching; for n even, $n - 1$ homoclinics are glued together either side of a central region in which solution (ii) in (7.3) predominates. We consider odd and even numbers of homoclinics separately in the following subsections. In both cases the analysis is predicated on the assumption that $f''(0) < 0$, so that the forcing has a local maximum at the origin (or, by a suitable shift, at any x location). This condition is fulfilled both by the Gaussian and the Lorentzian forcings.

7.1. Odd number of homoclinics

Continuing with the analysis, at next order we have

$$\frac{d^2U_1}{dy^2} + 2U_0^H U_1 = \frac{1}{2} f''(0)y^2. \tag{7.5}$$

Henceforth in this subsection it is assumed that U_0 is given by the homoclinic (iii) in (7.3). The general solution to (7.5) is given in appendix A in terms of a symmetric and an anti-symmetric complementary function Φ_s and Φ_a , and particular integral form $\Phi_p^{(2)}$ that satisfies $\Phi_p^{(2)}(0) = d\Phi_p^{(2)}/dy(0) = 0$. The solution that satisfies the boundary conditions

$$U_1(0) = U_{10}, \quad \frac{dU_1}{dy}(0) = 0 \tag{7.6}$$

is given by

$$U_1(y) = U_{10} \Phi_s(y/\sqrt{2}) + \frac{1}{2} f''(0) \Phi_p^{(2)}(y/\sqrt{2}), \tag{7.7}$$

where U_{10} is a constant that will be determined later. We note from (A.8) that

$$\Phi_s(y/\sqrt{2}) \sim -\frac{1}{16} e^{\sqrt{2}y}, \quad \Phi_p^{(2)}(y/\sqrt{2}) \sim \frac{1}{4} (\log 2) e^{\sqrt{2}y} \tag{7.8}$$

as $y \rightarrow \infty$.

For a single homoclinic we require

$$U_{10} = 2(\log 2) f''(0) \tag{7.9}$$

to exclude the exponential growth as $y \rightarrow +\infty$. This is the case considered in [8] for the Gaussian forcing. The solution for $U(y)$ is then matched to the solution on the outer scale, where $x = O(1)$.⁵ More generally, using the asymptotic forms given in appendix A we have as the required matching condition

$$U \sim -1 + 12 e^{-\sqrt{2}y} + \delta^2 \left(-\frac{1}{4} f''(0)(y^2 + 1) + \Lambda_1 e^{\sqrt{2}y} + \dots \right) + \dots \tag{7.10}$$

as $y \rightarrow +\infty$, where

$$\Lambda_1 = \frac{1}{8} (\log 2) f''(0) - \frac{1}{16} U_{10}. \tag{7.11}$$

According to (7.9) the single homoclinic has $\Lambda_1 = 0$. If $\Lambda_1 > 0$ then a second homoclinic is initiated at

$$y = Y_1(\delta) + y_1, \quad Y_1 = \frac{1}{\sqrt{2}} \log \left(\frac{12}{\Lambda_1 \delta^2} \right), \tag{7.12}$$

whereupon (7.10) becomes

$$U \sim -1 + 12 e^{\sqrt{2}y_1} + \delta^2 \left(-\frac{1}{4} f''(0) [(Y_1 + y_1)^2 + 1] + \Lambda_1 e^{-\sqrt{2}y_1} + \dots \right) + \dots \tag{7.13}$$

as $y_1 \rightarrow -\infty$. A third homoclinic is initiated in $y < 0$ to maintain symmetry.

Remark 1. The shift $Y_1(\delta)$ has been chosen to make the correction term $\delta^2 \Lambda_1 e^{\sqrt{2}y}$ in (7.10) of $O(1)$ and so that the two exponential terms in (7.10) are effectively interchanged in (7.13) to effect the matching between the homoclinics.

⁵The problem on the outer scale was discussed for the Lorentzian forcing in section 6. For the Gaussian see [8].

For $y_1 = O(1)$ we have the expansion

$$U = U_0^H(y_1) + \delta^2 \theta_1(y_1; \log(1/\delta)) + \dots, \tag{7.14}$$

where U_0^H was given in (7.3) and

$$\frac{d^2 \theta_1}{dy_1^2} + 2U_0^H \theta_1 = \frac{1}{2} f''(0)(Y_1 + y_1)^2, \tag{7.15}$$

provided that $\delta^2 Y_1 \ll 1$, a restriction that will be discussed in more detail below. Henceforth the subscripts on θ will label the homoclinic sequence rather than the δ expansion. Also, as is suggested by the notation, here and subsequently we shall lump all additional logarithmic factors into θ_i in order to obtain algebraic rather than simply logarithmic accuracy.

Remark 2. The inner expansion at $O(\delta^4)$ will lead to a $\delta^2 e^{\sqrt{2}y_1}$ term in (7.13). This will simply trigger a dU_0^H/dy_1 complementary function in the solution to (7.15), which corresponds to an $O(\delta^2)$ translation in y_1 . This can be safely ignored since we do not seek to determine $O(\delta^2)$ corrections to the locations of the maxima.

Inspecting (7.13) and (7.15) we decompose θ_1 as

$$\theta_1 = \Lambda_1 \phi(y_1) + \frac{1}{2} f''(0) (Y_1^2 \psi_0(y_1) + 2Y_1 \psi_1(y_1) + \psi_2(y_1)), \tag{7.16}$$

where ϕ and the ψ_k , $k = 0, 1, 2$ satisfy the problems stated in appendix A. To perform the matching we demand that

$$\phi \sim e^{-\sqrt{2}y_1} \tag{7.17}$$

as $y_1 \rightarrow -\infty$, where the expansion does not include a term of the form $a e^{\sqrt{2}y_1}$ for any constant a . We also require that

$$\psi_k \sim -\frac{1}{2} y_1^k \quad (\text{for } k = 0, 1), \quad \psi_2 \sim -\frac{1}{2} (y_1^2 + 1), \tag{7.18}$$

as $y_1 \rightarrow -\infty$, where in both cases (7.18) the expansions do not include either $a e^{\sqrt{2}y_1}$ or $a e^{-\sqrt{2}y_1}$ for any constant a . The given stipulations for the \dots in both (7.17) and (7.18) are made to remove the translational invariance alluded to above to ensure a unique solution.

The solutions for ϕ and the ψ_k are given in appendix A; here it is sufficient to note that

$$\theta_1 \sim \Lambda_2 e^{\sqrt{2}y_1} \tag{7.19}$$

as $y_1 \rightarrow \infty$, where $\Lambda_2 = \Lambda_1 + (\sqrt{2}/8) f''(0) Y_1$. Therefore a triple homoclinic solution requires that $\Lambda_2 = 0$, that is

$$\Lambda_1 = -\frac{\sqrt{2}}{8} f''(0) Y_1(\delta) = -\frac{1}{8} f''(0) \log\left(\frac{12}{\Lambda_1 \delta^2}\right) \sim -\frac{1}{4} f''(0) \log(1/\delta) \tag{7.20}$$

using (7.12). It follows from (7.11) that $U_{10} \sim 4f''(0)\log(1/\delta)$.

If (7.19) is not satisfied then (7.10) is replaced as the matching condition to the next region by

$$U \sim -1 + 12 e^{-\sqrt{2}y_1} + \delta^2 \left(-\frac{1}{4} f''(0)(y_1^2 + 1 + 2Y_1 y_1 + Y_1^2) + \Lambda_2 e^{\sqrt{2}y_1} + \dots \right) + \dots \tag{7.21}$$

as $y_1 \rightarrow +\infty$. Hence for $\Lambda_2 > 0$ a fourth homoclinic arises for $y_1 = Y_2 - Y_1 + y_2$ where

$$Y_2(\delta) = \frac{1}{\sqrt{2}} \log \left(\frac{12}{\Lambda_2 \delta^2} \right) + Y_1(\delta), \tag{7.22}$$

a fifth homoclinic being initiated in $y < 0$ by symmetry, and (7.21) implies the matching condition

$$U \sim -1 + 12 e^{\sqrt{2}y_2} + \delta^2 \left[-\frac{1}{4} f''(0) ((Y_2 + y_2)^2 + 1) + \Lambda_2 e^{-\sqrt{2}y_2} + \dots \right] + \dots$$

as $y_2 \rightarrow -\infty$. In the new homoclinic region we therefore write

$$U = U_0^H(y_2) + \delta^2 \theta_2(y_2; \log(1/\delta)) + \dots, \tag{7.23}$$

where

$$\theta_2 = \Lambda_2 \phi(y_2) + \frac{1}{2} f''(0) (Y_2^2 \psi_0(y_2) + 2Y_2 \psi_1(y_2) + \psi_2(y_2)), \tag{7.24}$$

similar to (7.16). Thus the sequence is now established with

$$\Lambda_{n+1} = \Lambda_n + \frac{\sqrt{2}}{8} f''(0) Y_n, \quad Y_{n+1} = \frac{1}{\sqrt{2}} \log \left(\frac{12}{\Lambda_{n+1} \delta^2} \right) + Y_n, \tag{7.25}$$

and $y_n = Y_{n+1} - Y_n + y_{n+1}$ for $n = 1, 2, \dots$. The homoclinic sequence for each successive n corresponds to the value U_{10} , given in (7.11), such that $\Lambda_n = 0$. The sequence has a homoclinic at $y = 0$ and, when $n \geq 2$, at $y = \pm Y_k$ for $k = 1, \dots, n - 1$. At leading order in $\log(1/\delta)$,

$$Y_n \sim \sqrt{2} n \log(1/\delta). \tag{7.26}$$

7.2. Even number of homoclinics

The first pair of homoclinics is located at $y = \pm Y_1(\delta)$, where Y_1 is to be found (note that Y_1 now differs from that given in section 7.1). Sufficiently close to $y = 0$ the expansion

$$U = -1 + \delta^2 U_1(y) + \dots \tag{7.27}$$

holds, where the leading order term corresponds to (ii) in (7.3). Note that the choice (i) in (7.3) was ruled out in [8] and is ruled out here for the same reason. At first order

$$\frac{dU_1}{dy} - 2U_1 = \frac{1}{2} f''(0) y^2 \tag{7.28}$$

with solution

$$U_1 = -\frac{1}{4} f''(0) (y^2 + 1) + \frac{12}{\delta^2} \left(e^{\sqrt{2}(y-Y_1)} + e^{-\sqrt{2}(y+Y_1)} \right), \tag{7.29}$$

where the constants of integration have been set to ensure a match with the homoclinics at $y = \pm Y_1$.

Remark 3. (7.29) appears to be inconsistent with the expansion (7.27); in fact Y_1 will be such that the $1/\delta^2$ terms in (7.29) are of $O(1/\delta)$ approximately, a statement that will be made more precise below, so $|\delta^2 U_1| = O(\delta) \ll 1$.

Table 1. Comparison between numerical and asymptotic results for the homoclinic gluing. In the table u_0 is the numerical estimate and u_0^A is given by the pertinent asymptotic formula (7.39). The location of the first homoclinic maximum is given numerically by Y_H and the asymptotic estimate Y_1 is taken to be the numerical solution of (7.12) (with Λ_1 given by the equation in (7.20)) for the triple homoclinic and as the numerical solution of (7.33) for the double homoclinic. The relative errors are $\delta u = |(u_0 - u_0^A)/u_0|$ and $\delta Y = |(Y_H - Y_1)/Y_H|$.

α	u_0	u_0^A	δu	Y_H	Y_1	δY
Gaussian triple homoclinic						
10^5	599.92	609.43	1.59×10^{-2}	5.50	5.37	2.36×10^{-2}
10^6	1963.09	1972.37	4.73×10^{-3}	6.15	6.10	8.13×10^{-3}
10^7	6283.33	6292.32	1.43×10^{-3}	6.86	6.83	4.37×10^{-3}
10^8	19954.49	19963.16	4.34×10^{-4}	7.58	7.57	1.32×10^{-3}
Lorentzian triple homoclinic						
10^5	602.66	609.43	1.12×10^{-2}	5.57	5.37	3.59×10^{-2}
10^6	1964.37	1972.37	4.07×10^{-3}	6.18	6.10	1.29×10^{-2}
10^7	6283.90	6292.32	1.34×10^{-3}	6.87	6.83	5.82×10^{-3}
10^8	19954.73	19963.16	4.22×10^{-4}	7.60	7.57	3.95×10^{-3}
Gaussian double homoclinic						
10^6	-755.32	-764.44	1.21×10^{-2}	3.29	3.27	6.08×10^{-3}
10^8	-9163.49	-9174.92	1.25×10^{-3}	4.01	4.01	0.00

Setting $y = Y_1 + y_1$, and inserting (7.29), (7.27) becomes

$$U = -1 + 12 e^{\sqrt{2}y_1} + \delta^2 \left(-\frac{1}{4} f''(0) ((Y_1 + y_1)^2 + 1) + \frac{12}{\delta^2} e^{-2\sqrt{2}Y_1} e^{-\sqrt{2}y_1} \right) + \dots, \tag{7.30}$$

which motivates writing $u = U_0^H(y_1) + \delta^2 \theta_1(y_1; \log(1/\delta))$ for $y_1 = O(1)$, where

$$\theta_1 = \frac{12}{\delta^2} e^{-2\sqrt{2}Y_1} \phi(y_1) + \frac{1}{2} f''(0) (Y_1^2 \psi_0(y_1) + 2Y_1 \psi_1(y_1) + \psi_2(y_1)) \tag{7.31}$$

(the functions ϕ and ψ_k , for $k = 0, 1, 2$, were defined in section 7.1). Once Y_1 is determined below, it can be confirmed *a posteriori* that each of the terms in (7.31) are at worst logarithmic in δ . Using the details given in appendix A,

$$\theta_1 \sim \Lambda_1 e^{\sqrt{2}y_1}, \quad \Lambda_1 = \frac{12}{\delta^2} e^{-2\sqrt{2}Y_1} + \frac{\sqrt{2}}{8} f''(0) Y_1, \tag{7.32}$$

as $y_1 \rightarrow +\infty$.

The double homoclinic corresponds to $\Lambda_1 = 0$ or

$$\frac{12}{\delta^2} e^{-2\sqrt{2}Y_1} = -\frac{\sqrt{2}}{8} f''(0) Y_1 \tag{7.33}$$

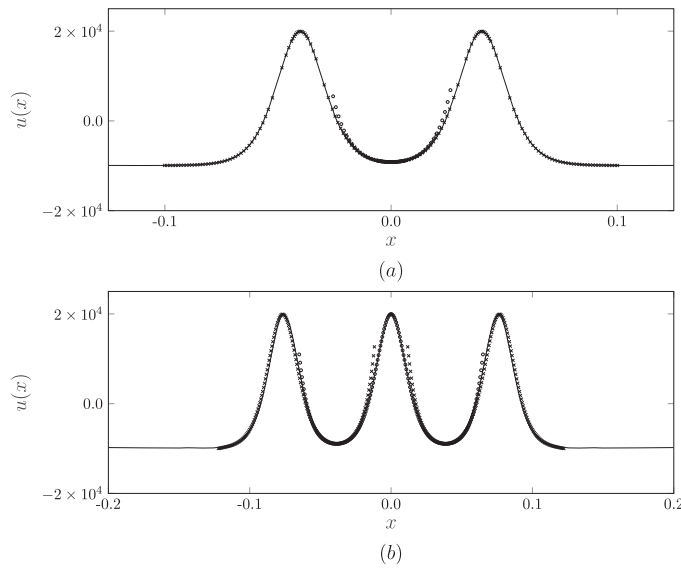


Figure 7. Double (upper panel) and triple (lower panel) homoclinic solutions for the Gaussian at $\alpha = 10^8$. Comparison between the asymptotic predictions, shown with symbols, and the numerical solution of (1.1) and (1.2), shown with a solid line. The circles correspond to $u = \alpha^{1/2}U_0 + U_1$ with U_0 given by U_0^H or -1 , and U_1 given by (7.7) or (7.29) for the triple/double homoclinic respectively. The crosses correspond to $u = \alpha^{1/2}U_0 + \theta_1$ with U_0 given by U_0^H and θ_1 given by (7.16) or (7.31) for the triple/double homoclinic respectively. For the triple and double homoclinics Y_1 was taken to be the numerical solution of (7.12) [with Λ_1 given by the equation in (7.20)] and (7.33), respectively.

in which case

$$Y_1 \sim \frac{1}{\sqrt{2}} \log(1/\delta) - \frac{1}{2\sqrt{2}} \log\left(\frac{1}{\sqrt{2}} \log(1/\delta)\right) + \frac{1}{2\sqrt{2}} \log\left(\frac{-96}{\sqrt{2}f''(0)}\right) + o(1). \tag{7.34}$$

Otherwise the analysis continues in a manner similar to that presented in section 7.1. In this case the sequence is established as

$$\Lambda_{n+1} = \Lambda_n + \frac{\sqrt{2}}{8} f''(0) Y_n, \quad Y_{n+1} = \frac{1}{\sqrt{2}} \log\left(\frac{12}{\Lambda_n \delta^2}\right) + Y_n, \tag{7.35}$$

and $\hat{y}_n = Y_{n+1} - Y_n + \hat{y}_{n+1}$ for $n = 1, 2, \dots$. The sequence for each successive n corresponds to the value Y_1 such that $\Lambda_n = 0$ and has homoclinics at $y = \pm Y_k$ for $k = 1, \dots, n$. We find

$$Y_n \sim \frac{(2n-1)}{\sqrt{2}} \log(1/\delta) \tag{7.36}$$

Taking into consideration remark 3 we may now check the validity of the expansion (7.27). By taking the square root of (7.33) it is clear that the $1/\delta^2$ terms in (7.29) are in fact of $O(\lambda)$

where

$$\lambda = \frac{1}{\delta} \log^{1/2} (1/\delta). \tag{7.37}$$

The expansion (7.27) should therefore be adjusted accordingly; this adjustment is permitted due to the linearity of the perturbation problems at each order of approximation.

The odd/even homoclinic analysis above is valid provided that the number of homoclinics n is such that $\delta^2 Y_n \ll 1$. Given (7.26) and (7.36) this implies

$$n \ll \frac{1}{\delta^2 \log(1/\delta)} \tag{7.38}$$

as the condition that all the homoclinics are located where $|x| \ll 1$. Since $f''(0) = -2$ for both the Gaussian and the Lorentzian, the results in the previous subsections give the following approximations which may be applied to either case,

$$\begin{aligned} u(0) &\sim 2\alpha^{1/2} - 4(\log 2) && \text{(single homoclinic)} \\ u(0) &\sim -\alpha^{1/2} + 2^{5/4} 3^{1/2} \alpha^{1/4} Y_1^{1/2} && \text{(double homoclinic)} \\ u(0) &\sim 2\alpha^{1/2} - 4 \log \alpha^{1/2} && \text{(triple homoclinic)} \end{aligned} \tag{7.39}$$

In table 1 we compare these asymptotic predictions with numerical calculations for the triple homoclinic for the Gaussian and the Lorentzian, and the double homoclinic for the Gaussian. In figure 7 we show a comparison between the asymptotic homoclinic glueing predictions and numerical solutions for the Gaussian forcing that demonstrate strong agreement between the two.

8. Discussion

We have analysed solutions to the problem (1.1) and (1.2) for the case of a top hat forcing, a Gaussian forcing and a Lorentzian forcing, with particular attention paid to the limits of small and large α . We have presented an asymptotic construction to provide supporting evidence for the existence of termination points on the solution branches for forcing functions which decay in the far-field faster than $1/x^4$, which includes the Gaussian forcing. We have also presented an asymptotic description of the large α solution profiles using the method of homoclinic glueing, which can be applied to any smooth forcing with a local maximum.

The structure of the solution space is similar for all three forcing functions, each with an apparently infinite number of solution branches with qualitatively similar features in the solution profiles on each branch. Of particular note, however, is the presence of termination points for the Gaussian forcing on all branches, and the linking together of branches B_n, B_{n+1} for the Lorentzian forcing (which decays more slowly than $1/x^4$ in the far-field). Some further insight into these different characteristic features can be obtained by attempting to continuously deform one forcing function into another. This can be achieved by considering the hybrid forcing function

$$f(x) = \frac{e^{-(1-a)x^2}}{1 + ax^2} \tag{8.1}$$

for $0 \leq a \leq 1$. As was noted above, the generic far-field behaviour for $u(x)$ in (1.1) corresponds to blow-up at the finite value $x = -x_0$ via (3.1). Figure 8 shows contours of the blow-up point

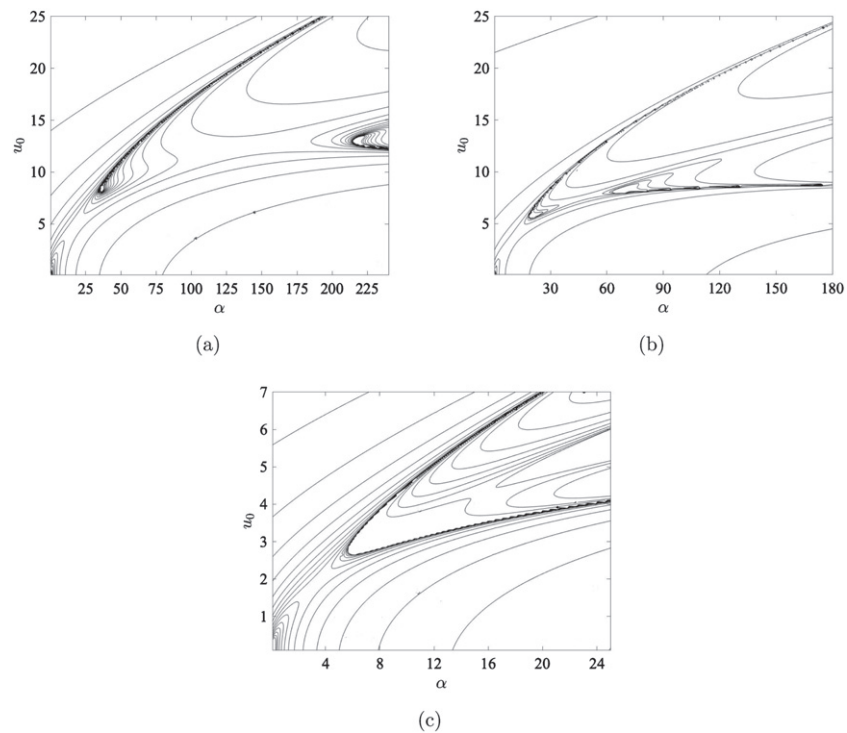


Figure 8. Contours of the blow-up point x_0 in the (α, u_0) plane for the hybrid forcing (8.1) for (a) $a = 0$, (b) $a = 0.7$ and (c) $a = 1$.

$x_0 < 0$ for the forcing (8.1) at three sample values of a . Solution branches can be discerned on which formally $x_0 = -\infty$ to satisfy the far-field condition (1.2). Of particular note when $a < 1$ are the two saddle points in the contour map that are located for $a = 0.7$ roughly at $(\alpha, u_0) = (11, 3.6)$ and $(48, 7.5)$. These saddle points persist on decreasing a to zero, and indeed the contour plot for the Gaussian forcing is qualitatively similar to figure 8. As a is increased towards unity the tips of the two solution branches move toward each other. They pinch together at the rightmost of the two saddle points when $a = 1$ to form the continuous solution branch labelled B_1, B_2 for the Lorentzian forcing in figure 6.

As has been discussed, the existence of termination points at non-zero α appears to hinge on the decay rate of the forcing in the far-field relative to the inverse fourth power (see equation (3.2)). A forcing function for which $f(x) = O(1/x^4)$ as $x \rightarrow \infty$, for example,

$$f(x) = \frac{1}{1 + x^4}, \tag{8.2}$$

presents a marginal case. For this forcing, the large x behaviour of the solution is

$$u \sim m_{\pm}/x^2, \quad m_{\pm} = -3 \pm (9 + \alpha)^{1/2} \quad (m_+ > 0, m_- < 0), \tag{8.3}$$

constituting a balance between all three terms in (1.1). The branch B_1 for the forcing (8.2) is shown in figure 9. The inset suggests that the branch terminates at $\alpha \approx 19.9$; in fact the branch spirals inwards toward the termination point beyond the last point reached by our numerics (see

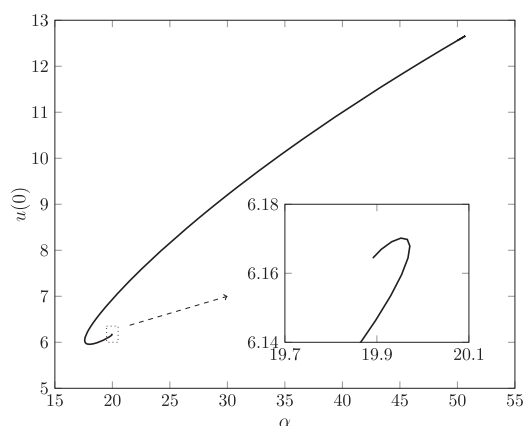


Figure 9. Solution branch B_1 for the marginal case forcing (8.2).

appendix C for details). This underscores the subtle behaviour that can be found in problems of this type.

While we have used the particular class of equation (1.1) as an example to illustrate the idea of a termination point and to demonstrate the use of the method of homoclinic glueing, we believe that this class is simple enough to act as a paradigm for a much broader set of problems. Finally we note that the homoclinic glueing analysis presented here is valid provided that the number of homoclinics satisfies condition (7.38). If this condition is violated then a different approach is needed. This is the subject of ongoing work.

Acknowledgments

MGB and JRK gratefully acknowledge support from the ICMS as follow-on funding from the workshop ‘Applied and Computational Complex Analysis’ held in Edinburgh from 8–12 May 2017, the LMS under the Scheme 4 Grant 41853, and from the Isaac Newton Institute, Cambridge, as part of the programme ‘Complex analysis: techniques, applications and computations’ held from 2nd September 2019 to 19th December 2019. JSK gratefully acknowledges support from the IMA under the Small Grant Scheme.

Appendix A. Further details for the homoclinic glueing

In this appendix we provide some additional details of the calculations performed in the homoclinic glueing of section 7. The details below were checked using Maple and were also checked against numerical solutions that were obtained using Matlab.

A.1. The homoclinic glueing problem for U_1

The solution of first order homoclinic glueing problem (7.5), namely

$$\frac{d^2 U_1}{dy^2} + 2(3 \operatorname{sech}^2(y/\sqrt{2}) - 1)U_1 = \frac{1}{2}f''(0)y^2, \tag{A.1}$$

can be readily obtained readily by making the substitution $t = \tanh(y/\sqrt{2})$. The solution is found to be

$$U_1 = U_{10} \Phi_s(y/\sqrt{2}) + \tilde{U}_{10} \Phi_a(y/\sqrt{2}) + \frac{1}{2} f''(0) \Phi_p^{(2)}(y/\sqrt{2}), \tag{A.2}$$

for arbitrary constants U_{10} and \tilde{U}_{10} . (Note to fulfil (7.6) we set $\tilde{U}_{10} = 0$.) The antisymmetric and symmetric complementary functions are

$$\Phi_a(y) = \tanh y \operatorname{sech}^2 y, \quad \Phi_s(y) = \frac{1}{8} (15 \operatorname{sech}^2 y - 2 \cosh^2 y - 5 - 15y\Phi_a(y)). \tag{A.3}$$

and they satisfy

$$\Phi_a(0) = 0, \quad \frac{d\Phi_a}{dy}(0) = 1, \quad \Phi_s(0) = 1, \quad \frac{d\Phi_s}{dy}(0) = 0. \tag{A.4}$$

The particular integral form is given by

$$\Phi_p^{(2)}(y) = 2 [y (y \operatorname{sech}^2 y - 2 \tanh y) - \log \operatorname{sech}^2 y] \Phi_s(y) + \Phi_a(y)I(y), \tag{A.5}$$

where

$$I(y) = 4 \int_0^y s^2 \Phi_s(s) ds,$$

and it satisfies

$$\Phi_p^{(2)}(0) = \frac{d\Phi_p^{(2)}}{dy}(0) = 0. \tag{A.6}$$

It will be helpful to note that

$$4 \int_0^\infty s^2 \left(\Phi_s(s) + \frac{1}{16} e^{2s} + \frac{3}{4} \right) ds = -\frac{1}{16} (5\pi^2 + 1). \tag{A.7}$$

For reference we note the asymptotic properties of these functions. As $y \rightarrow +\infty$

$$\Phi_a(y/\sqrt{2}) \sim 4 e^{-\sqrt{2}y} + o(e^{-\sqrt{2}y}), \quad \Phi_s(y/\sqrt{2}) \sim -\frac{1}{16} e^{\sqrt{2}y} + o(e^{\sqrt{2}y}), \tag{A.8}$$

and

$$\Phi_p^{(2)}(y/\sqrt{2}) \sim \frac{1}{4}(\log 2) e^{\sqrt{2}y} - \frac{1}{2}(y^2 + 1) + O(1); \tag{A.9}$$

and as $y \rightarrow -\infty$ we have

$$\begin{aligned} \Phi_a(y/\sqrt{2}) &\sim -4 e^{\sqrt{2}y} + 16 e^{2\sqrt{2}y} + o(e^{2\sqrt{2}y}), \\ \Phi_s(y/\sqrt{2}) &\sim -\frac{1}{16} e^{-\sqrt{2}y} - \frac{3}{4} + \left(\frac{119}{16} + \frac{15}{2\sqrt{2}}y \right) e^{\sqrt{2}y} + o(e^{\sqrt{2}y}), \\ \Phi_p^{(2)}(y/\sqrt{2}) &\sim \frac{1}{4}(\log 2)e^{-\sqrt{2}y} - \frac{1}{2}(y^2 + 1) + 3 \log 2 + q(y/\sqrt{2})e^{\sqrt{2}y}, \end{aligned} \tag{A.10}$$

where

$$q(y) = 4y^3 - 5y^2 + \left(\frac{11}{2} - 30 \log 2\right)y + \frac{5\pi^2}{4} - \frac{19}{8} - \frac{119}{4} \log 2. \tag{A.11}$$

A.2. The homoclinic glueing problems for ϕ and ψ_k

Herein we provide details of the first order problems satisfied by the functions $\phi(y_1)$ and $\psi_k(y_1)$ for $k = 0, 1, 2$ which appear in the general solution for θ_1 in (7.16). The problem for ϕ is

$$\frac{d^2 \phi}{dy_1^2} + 2(3 \operatorname{sech}^2(y_1/\sqrt{2}) - 1)\phi = 0. \tag{A.12}$$

Using the results from above, the general solution may be written as

$$\phi = C_a \Phi_a(y_1/\sqrt{2}) + C_s \Phi_s(y_1/\sqrt{2}) \tag{A.13}$$

for constants C_a, C_s . Inspecting the asymptotic forms (A.8) and (A.9) we see that to fulfill the glueing condition (7.17) we must set $C_a = 0$ and $C_s = -16$ and so the solution for ϕ is even in y_1 .

The functions ψ_k satisfy the problems

$$\frac{d^2 \psi_k}{dy_1^2} + 2(3 \operatorname{sech}^2(y_1/\sqrt{2}) - 1)\psi_k = y_1^k \tag{A.14}$$

for $k = 0, 1, 2$. The solutions are:

$$\psi_k(y_1) = D_a^{(k)} \Phi_a(y_1/\sqrt{2}) + D_s^{(k)} \Phi_s(y_1/\sqrt{2}) + \Phi_p^{(k)}(y_1/\sqrt{2}), \tag{A.15}$$

where the $D_a^{(k)}$ and $D_s^{(k)}$ are arbitrary constants and

$$\Phi_p^{(1)}(y_1) = \frac{\sqrt{2}}{8} (\sinh(2y_1) - 4y_1 + 6 \tanh y_1 - (6y_1^2 + 15)\Phi_a(y_1) + 12y_1 \operatorname{sech}^2 y_1) \tag{A.16}$$

and

$$\begin{aligned} \Phi_p^{(0)}(y_1) &= \frac{1}{8} (15 \tanh y_1 + 3y_1)\Phi_a(y_1) - \frac{1}{4} \tanh^2 y_1 \\ &\quad - \frac{1}{8} \sinh^2 y_1 (15 \tanh^4 y_1 - 25 \tanh^2 y_1 + 8). \end{aligned} \tag{A.17}$$

We note the following asymptotic properties. As $y_1 \rightarrow +\infty$

$$\Phi_p^{(1)}(y_1/\sqrt{2}) \sim \frac{\sqrt{2}}{16} e^{\sqrt{2}y_1} - \frac{1}{2}y_1 + O(1), \quad \Phi_p^{(0)}(y_1/\sqrt{2}) \sim \frac{1}{16} e^{\sqrt{2}y_1} + O(1); \tag{A.18}$$

and as $y_1 \rightarrow -\infty$

$$\begin{aligned} \Phi_p^{(1)}(y_1/\sqrt{2}) &\sim -\frac{\sqrt{2}}{16} e^{-\sqrt{2}y_1} - \frac{1}{2}y_1 - \frac{3\sqrt{2}}{4} + \sqrt{2} \left(-\frac{95}{16} + 9y\right) e^{\sqrt{2}y} + o\left(e^{\sqrt{2}y}\right), \\ \Phi_p^{(0)}(y_1/\sqrt{2}) &\sim \frac{1}{16} e^{-\sqrt{2}y_1} + \frac{1}{4} - \left(\frac{3}{2}y + \frac{23}{16}\right) e^{\sqrt{2}y} + o\left(e^{\sqrt{2}y}\right), \end{aligned} \tag{A.19}$$

Taking account of these asymptotic forms and those given above, the solutions that adhere to

the glueing conditions (7.18) are given by (A.15) with

$$D_a^{(0)} = -\frac{3}{2}, \quad D_a^{(1)} = \frac{107\sqrt{2}}{8}, \quad D_a^{(2)} = \frac{5\pi^2}{16} - \frac{19}{32}, \quad (\text{A.20})$$

$$D_s^{(0)} = 1, \quad D_s^{(1)} = -\sqrt{2}, \quad D_s^{(2)} = 4 \log 2. \quad (\text{A.21})$$

Appendix B. Stokes line analysis for the Lorentzian forcing

The difficulty noted by Chapman *et al* [5], for example, requires an analysis of the Stokes lines that emanate from the singularities of the leading order term in the expansion (6.2) extended into the complex plane. With this in mind, when referring to the analysis in section 6.1 we shall replace x with $z \in \mathbb{C}$.

The expansion (6.2) is a divergent asymptotic series whose terms are generated by the recurrence relation (6.4). Following Chapman *et al* [5] we optimally truncate the asymptotic series at its smallest term, writing

$$W(z) = \sum_{n=0}^N \mu^n W_n(z) + R_N(z), \quad W_n(z) = m^{2n+1} p_{2n}(z)(1+z^2)^{-(1+3n)/2}, \quad (\text{B.1})$$

where $R_N(z)$ is a remainder term and $m = \pm 1$ corresponding to the choice of sign made in (6.3). The optimal truncation level N follows from knowledge of the large n behaviour of $W_n(z)$. We make the usual ansatz, writing (see Dingle [6]),

$$W_n(z) \sim A(z) \frac{\Gamma(2n + \gamma + 1)}{\sigma^{2n+\gamma+1}} \quad (\text{B.2})$$

as $n \rightarrow \infty$, where $\Gamma(z)$ is the Gamma function and the functions $A(z)$, $\gamma(z)$ and the singulant $\sigma(z)$ are all to be found. Substituting (B.2) into (6.4) the balances at leading order, first order and second order determine that (see Keeler [7])

$$\sigma'^2 = -2W_0(z) \quad (\text{B.3})$$

where $'$ means d/dz , and that $\gamma(z) = -1/6$ and $A(z) = \Lambda/(\sigma')^{1/2}$, where Λ is the Stokes multiplier that will be determined below. Since W_0 has singularities at $z = \pm i$, then $W_n(z)$ will also have singularities at these locations, for all n . We shall focus on the singularity at $z = i$, the analysis for $z = -i$ being similar. Integrating (B.3), the singulant takes the form

$$\sigma(z) = \begin{cases} -\sqrt{2} \int_i^z (1+p^2)^{-1/4} dp & \text{if } m = -1, \\ i\sqrt{2} \int_i^z (1+p^2)^{-1/4} dp & \text{if } m = 1, \end{cases} \quad (\text{B.4})$$

where the lower integration limit has been chosen so that $\sigma(i) = 0$. Finally, consistency of $W_n(z)$ for large n between the forms given in (B.2) and in (B.1) demands that (Keeler [7])

$$\Lambda = \frac{2^{7/6}\pi^{1/2}}{3^{2/3}\Gamma(\frac{1}{3})} \approx -0.7140572. \quad (\text{B.5})$$

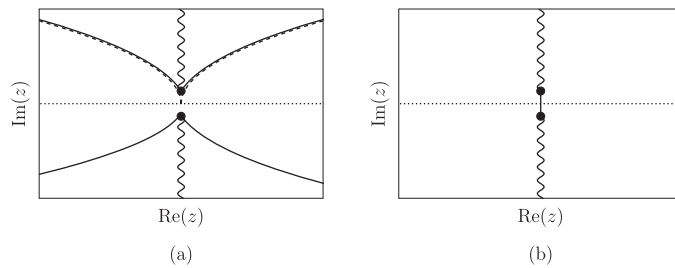


Figure B1. (a) $m = -1$: numerically computed Stokes' lines $\text{Im}(\sigma) = 0$, shown with solid lines, and the asymptotic approximation (B.9), shown with broken lines. (b) $m = 1$: a Stokes line passes down the imaginary axis between $z = \pm i$ crossing the real axis at $z = 0$. In both (a) and (b) the branch cuts along the imaginary axis up from $z = i$ and down from $z = -i$ are shown with thin curly lines.

Stokes lines emerge from the points $z = \pm i$ where σ vanishes and hence, according to (B.2), the late form of W_n is singular. According to Dingle [6] the Stokes lines are traced by delineating the curves in the complex plane on which successive terms of the late order form (B.2), namely W_n and W_{n+1} , have the same phase. Equivalently (see, e.g. [5]) on a Stokes line,

$$\text{Im}(\sigma) = 0. \tag{B.6}$$

The angle at which the lines emerge from the singularities is determined as follows. We note that

$$\sigma \sim \frac{2^{9/4}}{3} i^{7/4} (z - i)^{3/4} \quad (\text{for } m = -1), \quad \sigma \sim \frac{2^{9/4}}{3} i^{11/4} (z - i)^{3/4} \quad (\text{for } m = 1), \tag{B.7}$$

as $z \rightarrow i$. Since the original problem posed on the real line is symmetric about $x = 0$, it is natural to take the branch cuts that stem from the branch points at $z = \pm i$ to extend up the imaginary axis from $z = i$ and down the imaginary axis from $z = -i$ respectively. If local to $z = i$ we write $z - i = Re^{i\psi}$ and $\sigma = re^{i\theta}$, then we should insist that

$$-\frac{3\pi}{2} \leq \psi < \frac{\pi}{2}. \tag{B.8}$$

Considering first the case $m = -1$, (B.6) holds locally if $\psi = 4k\pi/3 - 7\pi/6$ for integer k . So there are two Stokes lines exiting $z = i$ on which $\psi = -7\pi/6$ and $\psi = \pi/6$. (Similarly two Stokes lines exit $z = -i$ such that $\psi = -5\pi/6$ and $\psi = -\pi/6$). By appropriately deforming the contour of integration it can be shown that for large $|x|$ the Stokes lines are approximated by

$$y \sim \pm \rho |x|^{1/2}, \quad \rho = \left(\frac{2}{\pi}\right)^{1/2} \Gamma^2\left(\frac{3}{4}\right) \approx 1.198. \tag{B.9}$$

The numerically computed Stokes lines in the upper half plane are shown in figure B1(a) together with the asymptotic approximation (B.9). We note that the thickness of the Stokes layers about each Stokes line is of order $\mu^{1/4} |\sigma|^{1/2}$. Since $|\sigma|$ grows like $|z|^{1/2}$ for large x , the Stokes layer thickness grows as $x^{1/4}$, and hence the Stokes layer cannot impinge on the real line. It follows that for $m = -1$ the Stokes phenomenon can be ignored and the expansion (6.2) holds for all real x .

The situation is different for $m = 1$. In this case the local form (B.7) leads to the conclusion that there is a Stokes' line along the imaginary axis between $z = i$ and $z = -i$. An analysis similar to that in Chapman *et al* [5] (see Keeler [7] for details) shows that the exponentially small remainder term

$$R_N(x) \sim 2^{3/4} \pi \Lambda \mu^{-5/12} e^{-\rho(2/\mu)^{1/2}} (1 + x^2)^{1/8} \cos \psi(x), \tag{B.10}$$

where $\psi(x) = (2/\mu)^{1/2} \int_0^x (1 + p^2)^{-1/4} dp$, is activated on the real axis where the Stokes line crosses it at $x = 0$. This term grows algebraically in x so eventually the expansion (6.2) breaks down and there is therefore no solution of the original boundary value problem which is approximated by (6.2) for all x .

Appendix C. Termination point analysis for the marginal case

Our discussion for branch termination points hinged on the far-field decay behaviour (3.2). A forcing for which $f(x) = O(1/x^4)$ as $x \rightarrow \infty$, for example,

$$f(x) = \frac{1}{1 + x^4}, \tag{C.1}$$

presents a marginal case. For large x ,

$$u \sim \frac{\varphi(\xi)}{x^2}, \tag{C.2}$$

with $\xi = \log x$, where φ satisfies the nonlinear equation

$$\frac{d^2\varphi}{d\xi^2} - 5 \frac{d\varphi}{d\xi} + 6\varphi + \varphi^2 = \alpha. \tag{C.3}$$

This has the two constant solutions $\varphi = \varphi_{\pm} \equiv -3 \pm (9 + \alpha)^{1/2}$. These may be viewed as equilibria in the $(\varphi, d\varphi/d\xi)$ phase plane, wherein, assuming that $25 - 8\sqrt{9 + \alpha} > 0$, $(\varphi_+, 0)$ is an unstable node and $(\varphi_-, 0)$ is a saddle node. So the far-field decay in (C.2) is such that, as $\xi \rightarrow \infty$, $\varphi \propto \exp(-p_{\pm}\xi)$ near to φ_+ , and $\varphi \propto \exp(-\lambda_{\pm}\xi)$ near to φ_- , where

$$p_{\pm} = \frac{1}{2} \left(-5 \pm (25 - 8\sqrt{9 + \alpha})^{1/2} \right), \quad \lambda_{\pm} = \frac{1}{2} \left(-5 \pm (25 + 8\sqrt{9 + \alpha})^{1/2} \right). \tag{C.4}$$

(If $25 - 8\sqrt{9 + \alpha} < 0$ then φ_+ is an unstable spiral.) We conclude that two boundary conditions are required at $x = \infty$ to remove both of the eigenvectors at the unstable node, φ_+ , and this leaves no degrees of freedom to satisfy the boundary condition at $x = 0$. We therefore expect to find a solution in this case only for special (possibly discrete) values of α , labelled α^* . Only one boundary condition is needed at $x = \infty$ to remove the unstable eigenvector at the saddle node, φ_- , leaving one degree of freedom to satisfy the condition at $x = 0$.

Working as in section 5.2, we perturb about the special solution $u_*(x)$ at $\alpha = \alpha^*$, writing

$$u \sim u_*(x) + \epsilon u_1(x), \tag{C.5}$$

for small $\epsilon = \alpha - \alpha^*$. Substituting into (1.1) we find that the perturbation $u_1(x)$ satisfies

$$\frac{d^2u_1}{dx^2} + 2u_*u_1 = \frac{1}{1 + x^4}, \tag{C.6}$$

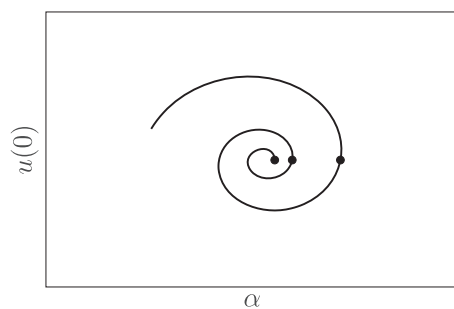


Figure C1. Illustrative sketch of the local behaviour of the solution curve in the $(\alpha, u(0))$ plane near to α^* for the marginal case $f(x) = 1/(1 + x^4)$. The marker points indicate the change in the value $u(0)$ under the rescaling (C.12).

with $du_1/dx(0) = 0$ and $u_1(x) \rightarrow 0$ as $x \rightarrow \infty$. For large x , we have $u_* \sim \varphi_+(\xi)/x^2$ and the complementary functions for (C.6) are $1/(x^2 x^{p_{\pm}})$. Numerical computations suggest that α^* is such that p_{\pm} are a complex conjugate pair, so that for large x ,

$$u \sim \frac{1}{x^2} \left(\varphi_+ + \epsilon A^+ x^{5/2} x^{i\tau} + \epsilon A^- x^{5/2} x^{-i\tau} \right), \tag{C.7}$$

for complex constants A_{\pm} (with $A^+ = \overline{A^-}$) and $\tau = (8\sqrt{9 + \alpha} - 25)^{1/2}$. A single relation is needed between the constants A_{\pm} to have a boundary value problem for u_1 .

The non-uniformity of the expansion (C.7) implies the presence of an outer region in which $x = \epsilon^{-2/5} X$ and $u = \epsilon^{4/5} U$ with $X = O(1)$ and $U = O(1)$. Writing $U = \Phi/X^2$ and $\Theta = \log X$, we have

$$\frac{d^2\Phi}{d\Theta^2} - 5 \frac{d\Phi}{d\Theta} + 6\Phi + \Phi^2 = \alpha^* \tag{C.8}$$

with

$$\Phi \rightarrow \varphi_+ \quad \text{as } \Theta \rightarrow -\infty, \quad \Phi \rightarrow \varphi_- \quad \text{as } \Theta \rightarrow \infty. \tag{C.9}$$

This will have a unique solution up to translations in Θ (compare travelling wave solutions to the Fisher–Kolmogorov equation, e.g. Britton [4]) with

$$\Phi \sim \varphi_+ + B e^{5(\Theta + \Theta_0)/2} \cos(\tau[\Theta + \Theta_0]) \tag{C.10}$$

as $\Theta \rightarrow -\infty$ with B real and effectively known from the unique solution to (C.8) and (C.9), and Θ_0 arbitrary. Matching between the inner and the outer regions yields

$$A_{\pm} = \frac{B}{2} e^{5\Theta_0/2} \exp\left(\mp i\tau \left[\Theta_0 - \frac{2}{5} \log(1/\epsilon)\right]\right), \tag{C.11}$$

that is two equations which provide the relation between A_+ and A_- alluded to above, and a condition to determine Θ_0 , on solving the boundary value problem for u_1 .

According to (C.11) the rescaling

$$\epsilon \mapsto e^{-5\pi/\tau} \epsilon, \quad \arg A_{\pm} \mapsto \arg A_{\pm} \pm 2\pi \tag{C.12}$$

leaves the solution for u_1 unchanged. Therefore in this case the solution branch spirals into the termination point at $\alpha = \alpha^*$ in the manner sketched in figure C1.

ORCID iDs

M G Blyth  <https://orcid.org/0000-0002-7480-4138>

References

- [1] Binder B 2019 Steady two-dimensional free-surface flow past disturbances in an open channel: solutions of the Korteweg–De Vries equation and analysis of the weakly nonlinear phase space *Fluids* **4** 24
- [2] Billingham J and King A C 2000 *Wave Motion* (Cambridge: Cambridge University Press)
- [3] Boyd J P 2000 *Chebyshev and Fourier Spectral Methods* (New York: Dover)
- [4] Britton N F 1986 *Reaction-diffusion Equations and Their Applications to Biology* (London: Academic)
- [5] Chapman S J, King J R and Adams K L 1998 Exponential asymptotics and Stokes lines in nonlinear ordinary differential equations *Proc. R. Soc. A* **454** 2733–55
- [6] Dingle R B 1973 *Asymptotic Expansions: Their Derivation and Interpretation* (London: Academic)
- [7] Keeler J S 2018 Free-surface flow over bottom topography *PhD Thesis* University of East Anglia/University of Adelaide
- [8] Keeler J S, Binder B and Blyth M G 2018 On the critical free-surface flow over localised topography *J. Fluid Mech.* **832** 73–96
- [9] Stakgold I and Holst M J 2011 *Green's Functions and Boundary Value Problems* (Hoboken, NJ: Wiley)