

Cite this: *Polym. Chem.*, 2024, **15**, 4327

Lewis acid ionic liquid catalysed synthesis of bioderived surfactants from β -pinene†

Philippa L. Jacob, ^a Fabricio Machado, ^{a,b} Graham A. Rance, ^c Gary Walker,^d Vincenzo Taresco, ^a Daniel J. Keddie ^a and Steven M. Howdle ^{*a}

Cationic polymerisation of β -pinene (β P) via earth abundant catalysis has been investigated as a route to low molar mass poly(β -pinene) (PBP) for surfactant applications. As a 'greener' alternative to the often hazardous and poorly abundant Lewis acid catalysts reported for the cationic polymerisation of β P, imidazolium-based Lewis acid ionic liquids have been used as catalysts for the polymerisation, yielding polymers of up to $M_n = 2560 \text{ g mol}^{-1}$. Iron(III) chloride (FeCl_3) proved to be an effective catalyst for the transformation in a scaled-up, industrially applicable polymerisation resulting in polymers of slightly higher molar mass ($M_n = 5680 \text{ g mol}^{-1}$). Supercritical carbon dioxide (scCO_2) proved to be an effective solvent for the purification of the polymers on a large scale, efficiently removing unreacted monomer and solvent. The unsaturated nature of the polymer has been exploited via post-polymerisation functionalisation reactions (epoxidation/hydrolysis and radical thiol-ene), endowing the polymers with hydrophilic groups. The functionalised PBPs were fully characterised, demonstrating variations in thermal properties compared to the unfunctionalised polymer. Finally, with careful balancing of the amphiphilicity, the functionalised polymers were shown to stabilise oil/water emulsions for up to two weeks, demonstrating the potential of these bioderived materials in several surfactant applications.

Received 23rd August 2024,
Accepted 4th October 2024

DOI: 10.1039/d4py00925h

rsc.li/polymers

Introduction

Polymeric surfactants find applications in a wide range of industries and sectors, including lubricant additives and personal care as well as paints and coatings.^{1,2} Their highly tuneable chemistry renders them well-suited to a host of applications. However, many of the most commonly used polymeric surfactants are fossil fuel derived. With increasing regulatory pressure on the chemical industry to work towards net-zero goals, there is a need to transition towards more sustainable synthesis and the use of more sustainable feedstocks.³

There are countless examples of polymeric surfactants derived from fossil fuel-based feedstocks as well as several examples of the synthesis of commonly used monomers from

bioderived feedstocks. However, as proposed by Hillmyer, there are two approaches to the development of more sustainable polymers: (1) new, bioderived synthetic routes to the most commonly used monomers; and (2) conversion of renewable feedstocks into novel materials.⁴ Considering these approaches, there is a drive towards the use of widely available, bioderived molecules for the development of new materials.⁵ Terpenes present an attractive alternative to some of the more traditionally used monomers in the synthesis of polymeric surfactants. These molecules are capable of undergoing polymerisation whilst maintaining modifiable functional groups, namely alkenes, along the polymer backbone, useful for post-polymerisation functionalisation.^{6–10}

Of particular interest in the research presented here is β -pinene (β P), found abundantly in turpentine. The global production of turpentine in 2019 was reported to be 316 kilotons, and 185 kt of this was crude sulfate turpentine (CST), a side-product of the Kraft process.² Importantly, the use of turpentine as a monomer source does not compete with land use for food production.¹¹

β P, a major constituent of turpentine, accounts for up to 60 wt% of turpentine depending on the type and origin of the pine tree.¹² The cationic polymerisation of β P is well reported and was first published by Roberts and Day in 1950.¹³ This early work demonstrated the cationic polymerisation of β P

^aSchool of Chemistry, University of Nottingham, University Park, Nottingham, NG7 2RD, UK. E-mail: steve.howdle@nottingham.ac.uk

^bUniversity of Brasília, Institute of Chemistry, Campus Universitário Darcy Ribeiro, Brasília, DF, 70910-900, Brazil

^cNanoscale and Microscale Research Centre (nmRC), University of Nottingham, Nottingham, NG7 2QL, UK

^dLubrizol Ltd., Hazelwood, Derby, DE56 4AN, UK

† Electronic supplementary information (ESI) available. See DOI: <https://doi.org/10.1039/d4py00925h>



using a range of Lewis acids, yielding low molar mass oligomeric poly(β -pinene) (PBP). Since then, there have been considerable developments in the polymerisation of β P with a diverse array of catalytic systems ranging from heteropolyacids to Schiff-base nickel complexes to rare earth metal catalysts.^{13–23}

Imidazolium-based Lewis acid ionic liquids (LA-ILs) have been shown to be efficient catalysts for the cationic polymerisation of styrene as well as α -pinene.^{24–28} ILs also exhibit advantageous properties including low toxicity and potential recyclability.²⁹ However, their applicability as catalysts for the cationic polymerisation of β P has not yet been investigated. In the polymerisation of α -pinene, low molar mass oligomers were obtained when the LA-ILs were used in combination with the Lewis acid SbCl_3 .²⁴ Meanwhile, the LA-IL catalysed polymerisation of styrene has been shown to yield high molar mass polystyrene with reported M_n values of greater than 100 000 g mol^{-1} .²⁸ Notably, in this work, iron-based imidazolium LA-ILs were shown to be particularly active towards the cationic polymerisation of styrene, particularly 1-*n*-butyl-3-methylimidazolium heptachlorodiferrate ([bmim]- Fe_2Cl_7).^{25,27,28,30}

Despite the wide-ranging studies on the cationic polymerisation of β P, AlCl_3 in combination with adventitious water remains the industrial catalyst of choice in the synthesis of polyterpene resins.³¹ Whilst AlCl_3 is an earth abundant catalyst, it is known to react violently with water liberating HCl gas.

There are few examples of the exploitation of the unsaturation of PBP in the synthesis of polymeric surfactants *via* post-polymerisation functionalisation. There are examples of the hydrogenation, doping and end-functionalisation PBP,^{32–34} however, the exploitation of the unsaturated repeat units of PBP is relatively unexplored as a post-polymerisation functionalisation strategy.

Herein, we demonstrate the use of earth abundant, iron-based catalysts in the polymerisation of bioderived β P. We describe the use of imidazolium-based Lewis acid ionic liquids (LA-ILs) as catalysts for the synthesis of low molar mass PBP as well as the use of iron chloride as an industrially viable alternative for a scaled-up synthesis. Supercritical carbon dioxide (scCO_2) extraction has been used as a more efficient method for polymer purification.

Generally, polymers are known to be poorly soluble, but are known to swell and become plasticised in scCO_2 . Therefore, the removal of small molecules from polymers *via* scCO_2 extraction is a facile route to pure materials. The plasticisation effect of scCO_2 on polymers renders them more flexible, allowing scCO_2 to penetrate the polymer matrix and solubilise small molecules trapped within. This very efficient route to polymer purification is also tuneable; the density of scCO_2 can be easily manipulated to facilitate specific solubilisation requirements.³⁵ Additionally, the use of scCO_2 facilitates the avoidance of large volumes of traditional solvents that are conventionally used in polymer purification.^{36,37} scCO_2 is non-flammable, non-toxic, inexpensive and readily available as an industrial side-product, and is therefore considered a 'greener' solvent.³⁸

We also demonstrate the successful modification of PBP in the synthesis of bioderived polymeric surfactants and show that the post-polymerisation functionalisation yields polymeric surfactants capable of stabilising an oil/water emulsion.

Experimental

Materials

All chemicals were used as purchased without further purification unless otherwise stated. *N*-Methylimidazole (99%) was purchased from Alfa Aesar. 1-Chlorobutane (99%, anhydrous) and β -pinene (β P) ($\geq 97\%$) were purchased from Sigma-Aldrich. Acetonitrile ($\geq 99\%$), toluene (laboratory reagent grade), tetrahydrofuran (THF) (laboratory reagent grade) and iron(III) chloride (98%, anhydrous) were purchased from Fisher Scientific.

Characterisation

Nuclear magnetic resonance (NMR) spectroscopy was performed using a Bruker DPX 400 MHz spectrometer operating at 400 MHz (^1H) and 101 MHz (^{13}C), assigning chemical shifts in parts per million (ppm) referenced to residual solvent. NMR samples were dissolved in acetone- d_6 or CDCl_3 . Size exclusion chromatography (SEC) was performed in THF (HPLC grade, Fisher Scientific) as the eluent at 40 °C using two Agilent PL-gel mixed-D columns in series, an injection loop of 50 μL , and a flow rate of 1 mL min^{-1} . A differential refractometer (DRI) was used for the detection of samples (solution containing approximately 3 mg mL^{-1} of polymer in THF, filtered through 0.22 μm Teflon filter). The system was calibrated using low molar-mass dispersity poly(methyl methacrylate) standards with average molar mass in the range from 540 to 1.02×10^6 g mol^{-1} . Differential scanning calorimetry (DSC) was performed on a TA-Q2000 (TA instruments), which was calibrated with indium and sapphire standards under N_2 flow (50 mL min^{-1}). The sample (5–10 mg) was weighed into a T-zero sample pan (TA instruments) with a reference T-zero pan remaining empty. Samples were heated at a rate of 10 °C min^{-1} , at the stated temperature ranges. To remove any thermal history, two heating cycles were recorded and the second heating cycle was used to determine the glass transition temperature (T_g). Dynamic mechanical analysis (DMA) was performed using a Triton technologies DMA using a powder pocket in single cantilever bending mode. Approximately 20 mg of polymer was loaded into a powder pocket and analysed at the stated temperatures, ranging between 18 and 200 °C depending on the region of interest. Samples were measured at 1 and 10 Hz at a heating rate of 5 °C min^{-1} . The T_g was recorded as the peak temperature in the $\tan \delta$ trace. $\tan \delta$ is defined as the ratio of the loss modulus to the storage modulus and is a measure of energy dissipation in a material.³⁹ Thermogravimetric analysis (TGA) was carried out using a TGA Q500 thermogravimetric analyser (TA Instruments). Analyses were performed from 40 to 800 °C, at a heating rate of 10 °C min^{-1} under a flow of air. Infrared (IR) spectra were recorded on a Bruker Alpha FTIR instrument using solid polymers with an attenuated total



reflectance (ATR) module. Raman spectroscopy was performed using a HORIBA LabRAM HR Raman microscope equipped with a 785 nm laser (at ~20 mW power), a 300 lines per mm diffraction grating and a 100× objective. The sample was prepared and measured in an NMR tube. Spectra were processed by baseline subtraction and normalisation to the intensity of the spectral maximum. Matrix-assisted laser desorption ionisation-time of flight mass spectrometry (MALDI-ToF MS) was conducted using a Bruker Autoflex Max spectrometer. The spectra were collected on low molar mass polymers ($M_n < 10\,000\text{ g mol}^{-1}$) in positive, reflective mode. *trans*-2-[3-(4-*tert*-Butylphenyl)-2-methyl-2-propenylidene] malononitrile (DCTB) in acetonitrile was used as matrix and sodium trifluoroacetate as a cationisation salt for PBP. No salt was required for the acquisition of the EPBP mass spectrum. Both polymers were dissolved in THF during the sample preparation. Electrospray ionisation mass spectrometry (ESI-MS) was conducted using a Bruker ESI-TOF MicroTOF II by electrospray ionisation.

Synthetic procedures

Synthesis of ionic liquids (2a–2c). The synthesis of ILs and LA-ILs was adapted from literature published by Dutra *et al.*²⁶ Below is an indicative example of the synthesis of [bmim]-Cl. Reagents were dried over molecular sieves (3 Å). To a solution of 1-chlorobutane (1.30 equiv., 6.27 mL, 60.13 mmol) in anhydrous acetonitrile (5 mL) under an atmosphere of argon was added 1-methylimidazole (1.00 equiv., 3.68 mL, 46.30 mmol), dropwise. The reaction mixture was stirred at 80 °C for 48 h. The crude product was washed with ethyl acetate and then dried *in vacuo* to afford a pale pink oil. The product crystallised to form an off-white solid at –18 °C. ¹H NMR conversion: 70%, calculated by comparing the integral of the unreacted 1-methylimidazole at 7.01 ppm with that of 1-butyl-3-methylimidazolium chloride at 7.33 ppm. Mass spectrometry: calculated m/z 139.1230, found 139.1232 (M^+ , 100%). ¹H-NMR: (CDCl₃, δ in ppm): 0.95 (3H, t, N(CH₂)₃CH₃), 1.38 (2H, m, N(CH₂)₂CH₂CH₃), 1.88 (2H, m, NCH₂CH₂CH₂CH₃), 4.11 (3H, s, NCH₃), 4.26 (2H, t, NCH₂(CH₂)₂CH₃), 7.33 (1H, s, CH₃NCHCHN), 7.45 (1H, s, CH₃NCHCHN) and 10.83 (1H, s, NCHN). These data are in agreement with that of Dutra *et al.*²⁶ Deviations from this procedure to yield [pmim]-Cl and [omim]-Cl have been summarised in Table S1.†

Synthesis of Lewis acidic ionic liquids (3a–3c). Below is an indicative example of the synthesis of [bmim]-Fe₂Cl₇ adapted from literature published by Dutra *et al.*²⁶ [bmim]-Cl (1.00 equiv., 1.00 g, 5.28 mmol) was weighed into an oven dried Schlenk tube equipped with a magnetic stirrer. The [bmim]-Cl was dried *in vacuo*, then anhydrous FeCl₃ (2.00 equiv., 1.86 g, 11.50 mmol) was added to the Schlenk tube. The reaction mixture was heated to 50 °C and stirred under argon for 2 h. Upon addition of the Lewis acid, the IL turned dark brown. The IL was not further purified and was analysed by Raman spectroscopy (Fig. 1). Deviations from this procedure to yield [pmim]-Fe₂Cl₇ and [omim]-Fe₂Cl₇ have been summarised in Table S2.†

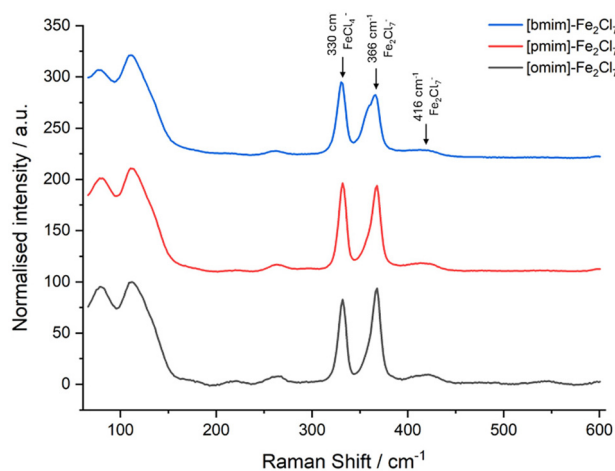


Fig. 1 Raman spectra of the iron-based Lewis acid ionic liquids [bmim]-Fe₂Cl₇ (blue), [pmim]-Fe₂Cl₇ (red), and [omim]-Fe₂Cl₇ (grey). Spectra have been shifted on the Y-axis for clarity.

Solution polymerisation of β P. Below is an indicative example using [bmim]-Fe₂Cl₇ as Lewis acid catalyst and toluene as solvent. Deviations from this procedure are based on changes to either the Lewis acid or the solvent, as detailed in Tables 1–3.

β P was filtered through a basic alumina column and degassed for 30 minutes prior to polymerisation. [bmim]-Fe₂Cl₇ (0.212 g, 0.423 mmol) (1 : 30 IL : β P molar ratio) was weighed into an oven dried glass vial equipped with a magnetic stirrer bar. The vial was sealed with a suba-seal and underwent three vacuum/argon cycles. Anhydrous toluene (4 mL) was added to the vial and stirred at 500 rpm on ice to disperse the catalyst. β P (2.00 mL, 12.7 mmol) was added to the vial and stirred on ice. The vial was then allowed to warm to room temperature over 24 h. After 24 h, the reaction was stopped by the addition of a few drops of 0.1 M sodium hydroxide solution, or by the addition of activated charcoal. The polymer solution was washed with deionised water ($\times 3$) and the solvent was removed under reduced pressure.

The same general procedure was followed for the polymerisation of β P using FeCl₃, with amounts of FeCl₃ altered as per Table 2. Solutions containing FeCl₃ were sonicated prior to the addition of the monomer to ensure good dispersion of the initiator.

Small scale PBP purification. Activated charcoal was added to the polymerisation reaction mixture containing toluene, PBP, unreacted β P and either FeCl₃ or [bmim]-Fe₂Cl₇, and was stirred for 2 h at room temperature. The mixture was then filtered to remove the charcoal leaving a pale yellow to colourless solution.

Purification A (precipitation). The polymer solution was concentrated by removal of solvent *in vacuo* and then added dropwise to ice-cold methanol (1 : 4 ratio of toluene : methanol). Upon addition of the solution to methanol, the polymer precipitated out of solution. The precipitated polymer was stored overnight at –20 °C and subsequently purified by centrifugation.



Table 1 Screening of solvents and temperatures for the [bmim]-Fe₂Cl₇ **3a** catalysed cationic polymerisation of β P

Entry	Solvent ^a	Dielectric constant (<i>T</i> (°C))	Temperature ^b (°C)	<i>M</i> _n ^c (g mol ⁻¹)	<i>D</i> ^c	Conversion ^d (%)
1	Bulk	—	0–RT	890	2.5	48
2	<i>n</i> -Heptane	1.92 (20) ⁴³	0–RT	1160	1.8	55
3	Toluene	2.40 (25) ⁴³	0–RT	1620	2.7	83
4	EtOAc	6.02 (20) ⁴³	0–RT	600	1.7	23
5	2-MeTHF	6.97 (25) ⁴⁴	0–RT	510	2.0	22
6	DCM	9.08 (20) ⁴³	0–RT	2220	2.4	>95

^a Polymerisations carried out for 18 h, [β P] = 3.2 M (except when done in bulk), [2a]: [β P] = 1 : 30. ^b RT (room temperature) was ~7 °C, except for DCM and bulk examples (entries 1 and 6) where it was ~18 °C. ^c From SEC analysis (THF eluent, PMMA standards). ^d Conversion was determined by ¹H NMR spectroscopy.

Table 2 Synthetic and analytical details of polymers prepared by LA-IL catalysed cationic polymerisation of β P

Entry ^a	LA IL	[LA-IL]: [β P]	<i>M</i> _n ^{b,e} (g mol ⁻¹)	<i>D</i> ^{b,e}	Conversion ^{c,e} (%)
1 ^d	3a [bmim]-Fe ₂ Cl ₇	1 : 30	1620	2.7	83
2	3b [pmim]-Fe ₂ Cl ₇	1 : 30	2430	2.1	82
3	3c [omim]-Fe ₂ Cl ₇	1 : 30	2130	2.2	87
4	3a [bmim]-Fe ₂ Cl ₇	1 : 80	2230	1.8	27
5	3b [pmim]-Fe ₂ Cl ₇	1 : 80	2560	1.8	21
6	3c [omim]-Fe ₂ Cl ₇	1 : 80	1860	2.1	37
7	3a [bmim]-Fe ₂ Cl ₇	1 : 140	1230	1.7	8
8	3b [pmim]-Fe ₂ Cl ₇	1 : 140	1820	1.6	6
9	3c [omim]-Fe ₂ Cl ₇	1 : 140	1600	1.6	13

^a Polymerisations carried out at 18 °C, 18 h at 3.2 M β P in toluene (unless otherwise stated). ^b From SEC analysis (THF eluent, PMMA standards). ^c Conversion determined by ¹H NMR spectroscopy. ^d Duplicate data of Table 1, entry 3 included for reference. ^e % Conversion, *M*_n and *D* are averages of three measurements.

Table 3 FeCl₃ catalyst screening for the cationic polymerisation of β P. (Numbers in brackets indicate the measured values after scCO₂ purification)

Entry ^a	FeCl ₃ : β P (molar ratio)	Conversion ^b (%)	<i>M</i> _n ^{c,d} (g mol ⁻¹)	<i>D</i> ^{c,d}
1 ^e	1 : 30	>95	1310	4.5
2 ^e	1 : 80	>95	2210	3.2
3 ^e	1 : 140	15	1080	3.3
4 ^f	1 : 30	>95	1630 (1410)	5.7 (1.7)
5 ^f	1 : 100	>95	5680 (6330)	2.4 (1.9)

^a Reactions carried out in toluene, 0–18 °C, 24 h. ^b Determined by ¹H NMR spectroscopy. ^c From SEC analysis (THF eluent, PMMA standards). ^d Values in parentheses indicate the measured values after purification by scCO₂ extraction. ^e Reaction carried out on 2 mL scale (β P). ^f Reaction scaled up to 40 mL (β pinene) and run for 24 h.

gation at 4000 rpm. The supernatant was removed, and the polymer was dried *in vacuo*.

Purification B (scCO₂ extraction). The polymer/monomer solution (20 mL) was loaded into a 60 mL autoclave equipped with an overhead stirrer. The reaction vessel was heated to 50 °C and pressurised to 207 bar with CO₂ whilst stirring at 300 rpm. The reaction mixture was left to solubilise for approximately 2 h. After this time, the solvent and unreacted monomer were extracted using supercritical CO₂ for 40 minutes by maintaining a constant flow of CO₂ into and out of the autoclave at the stated pressure. After 40 minutes, the reaction vessel was left

at 207 bar for another hour to solubilise any remaining solvent or monomer and was extracted again for 30 minutes. After this time, the autoclave was left to cool, then vented. The product was a pale yellow/white powder.

Large scale PBP purification. The crude sample was treated with activated charcoal as outlined above, after which a PBP solution in toluene (120 mL total) containing residual β P was loaded into a 1 L autoclave. The autoclave was heated to 50 °C and pressurised to 207 bar with CO₂ whilst stirring at 300 rpm. The polymer solution was allowed to solubilise for 2 h after which the residual monomer and solvent were removed using supercritical CO₂ extraction. The monomer and solvent were extracted for 40 minutes then the autoclave was left at 50 °C and 207 bar again to resolubilise any remaining monomer and solvent. This process was repeated up to twice more for 40 minutes each. After the extraction, the autoclave was left to cool, then vented. The product was a pale yellow/white powder.

Epoxidation of PBP via performic acid. The synthesis of epoxidized PBP was adapted from literature published by Abduh *et al.*⁴⁰ PBP (5.00 g, 36.77 mmol w.r.t repeating monomer unit, 136 g mol⁻¹) was weighed into a round bottom flask equipped with a magnetic stirrer bar. The polymer was dissolved in toluene (50.00 mL) and formic acid (4.00 eq., 5.54 mL, 0.15 mol) was added. The solution was cooled over ice and hydrogen peroxide solution (30% in water) (15.2 eq., 57.00 mL, 0.56 mol) was added dropwise over 30 minutes. The reaction was stirred at 12 °C for 24 hours followed by 30 °C for 24 hours. After 48 hours, the reaction was quenched using



NaHCO₃ solution and the phases separated. The product was washed with DI water (×2), dried with MgSO₄ and the solvent removed under reduced pressure. ¹H NMR spectroscopy was used to confirm the 84% epoxidation of the polymer.

Epoxidation of PBP via mCPBA. Below is an indicative example of the epoxidation procedure that gave 54% epoxidation of the alkene groups. Deviations from this procedure to yield a 13% epoxidized polymer are detailed in Table S3.†

PBP (20.00 g, 0.1470 mol w.r.t repeating monomer unit, 136 g mol⁻¹) was weighed into a round bottom flask equipped with a magnetic stirrer bar. The polymer was dissolved in dichloromethane (200 mL) and stirred over ice for 20 minutes. Once cool, *meta*-chloroperoxybenzoic acid (mCPBA) (15.22 g, 88.27 mmol, 0.6 equiv. w.r.t repeating monomer unit) dissolved in DCM was added to the reaction mixture dropwise whilst stirring over ice. The reaction was stirred for 2 h over ice following the addition and was then allowed to warm to room temperature and was stirred for a further 22 h. After this time, the reaction was filtered, and mixture washed with Na₂CO₃ (×1) then deionised water (×2). The solvent was then removed under reduced pressure. The polymer was redissolved in THF and was precipitated into cold methanol. The precipitated polymer was collected by centrifugation and dried under reduced pressure. ¹H NMR spectroscopy confirmed the successful epoxidation of PBP with the proton adjacent to the epoxide visible between 2.71 and 3.78 ppm. A corresponding decrease in the intensity of the alkene proton between 5.12 and 5.90 ppm was also observed.

Hydrolysis of polyepoxides to polyols. Below is an indicative hydrolysis example using the 80% epoxidised sample (EPBP-80), assuming complete hydrolysis of the epoxide groups. Changes from this procedure using the 50% (EPBP-50) or 10% (EPBP-10) epoxidised samples are shown in Table S4 in the ESI.†

Epoxidised poly(β-pinene) (EPBP-80) (2.00 g, 13.25 mmol w.r.t. repeating unit, 152 g mol⁻¹) was dissolved in toluene (50 mL). Deionised water (30 mL) and *p*-toluenesulfonic acid (10 mol% w.r.t polyepoxide) (1.325 mmol, 0.2281 g) were added to the reaction mixture. The reaction was heated at 117 °C whilst stirring at 700 rpm for 24 hours. After 24 hours, the reaction was neutralised using NaOH and the product washed with DI water (×2). The product was dried using MgSO₄ and the solvent was removed under reduced pressure. ¹H NMR spectroscopy was used to confirm hydrolysis of epoxides in the polymer.

Thiolation of PBP. PBP (0.50 g, 3.66 mmol w.r.t repeating monomer unit, 136 g mol⁻¹) was dissolved in toluene (6.00 mL). Thiol – 1-dodecanethiol (3.71 g, 18.30 mmol, 5.00 eq.) or 3-mercaptopropionic acid (1.92 g, 18.30 mmol, 5.00 eq.) – was added to the polymer solution with 1,1'-azobis(cyclohexanecarbonitrile) (ACHN) (120.00 mg, 0.50 mmol, 3.00 wt% w.r.t alkene). The solution was degassed for 30 minutes *via* N₂ sparging and then heated at 90 °C for 24 h. Subsequently, a further 3.00 wt% of ACHN in toluene was added and the reaction heated for a further 24 h. The reaction was stopped and the crude product isolated. The dodecanethiol functionalised PBP was purified by extraction in scCO₂ at 207 bar and 50 °C

and a procedure analogous to that described above for PBP due to the similarity in polarity of dodecanethiol and PBP rendering conventional precipitation methods ineffective. The 3-mercaptopropionic acid functionalised PBP was purified by precipitation into propan-2-ol. ¹H NMR spectroscopy was used to confirm the successful functionalisation of the polymers.

Emulsion stability testing. Polymer (125 mg) was dissolved in diluent oil (2.5 mL) and agitated until fully dissolved (if soluble). DI water (2.5 mL) was added to the solution and mixed at a shear rate of 7000 rpm using a high shear mixer. After mixing, the resulting emulsion was visually analysed for stability, looking for splitting into two phases. The samples were analysed after 1 day and 7 or 14 days.

Results and discussion

To investigate the potential of PBP as the basis for polymeric surfactants, we targeted the synthesis of low molar mass PBP, using iron-based Lewis acid ionic liquid (LA-IL) catalysts as a greener alternative to conventional cationic polymerisation catalysts.

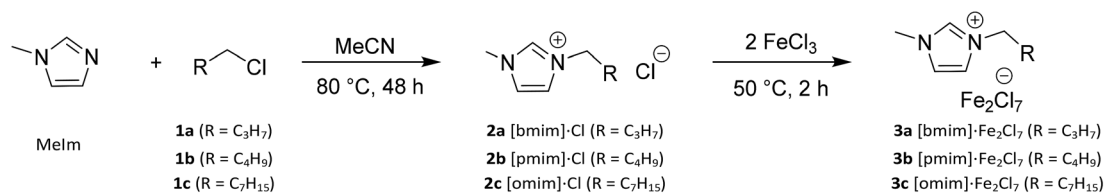
Lewis acid ionic liquid synthesis

Imidazolium-based Lewis acid ionic liquids (LA-ILs) were synthesised over two steps, following adaption of a previously published method (see Scheme 1).²⁶ Initially, reaction of 1-methylimidazole (MeIm) with a range of alkyl chlorides (1a–c), with differing alkyl chain length, in acetonitrile (MeCN) gave the precursor ILs 2a–2c as viscous liquids which were purified *via* liquid–liquid extraction. The structures 2a–2c were confirmed by ¹H NMR spectroscopy and mass spectrometry. Subsequent reaction of the ILs 2a–2c with anhydrous iron(III) chloride (FeCl₃) delivered the desired LA-ILs 3a–3c as dark coloured viscous liquids. Importantly, the presence of the Fe₂Cl₇⁻ ion (with C₂ symmetry) in the LA-ILs 3a–c was confirmed by Raman spectroscopy, with characteristic peaks at 367 (A mode) and 416 cm⁻¹ (combination of two A and two B modes) observed (see Fig. 1), consistent with previous reports.⁴¹ FeCl₄⁻ (of T_d symmetry), which is known to coexist with Fe₂Cl₇⁻, was also identified in the Raman spectrum at 330 cm⁻¹ (A₁ mode).⁴¹

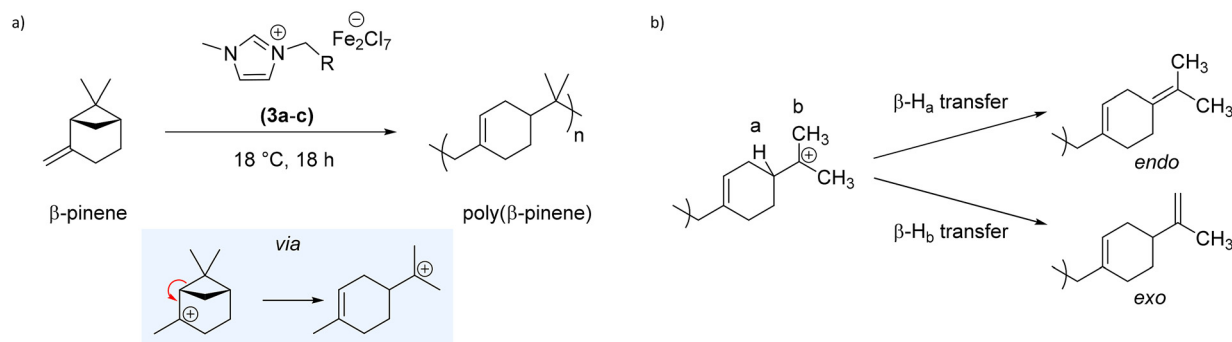
Polymerisation of βP using iron-based Lewis acid ionic liquids

The butyl-functional LA-IL, 1-butyl-3-methylimidazolium heptachlorodiferrate ([bmim]-Fe₂Cl₇) 3a has been previously shown in literature to efficiently catalyse the cationic polymerisation of styrene.^{25–28,30} Meanwhile, the catalytic activity of [bmim]-FeCl₄ has previously been studied, showing no catalytic activity towards cationic polymerisation.²⁸ Therefore, this [bmim]-Fe₂Cl₇ was initially screened as a catalyst to promote the polymerisation of βP; βP polymerises cationically, *via* a ring-opening mechanism which relieves ring strain of the four-membered ring (see Scheme 2(a)). Termination *via* proton (chain) transfer gives a mixture of *endo* and *exo* alkene end-groups (see Scheme 2(b)).





Scheme 1 Synthesis of ionic liquids **2a–e**, and iron-based Lewis acidic ionic liquids **3a–e**.



Scheme 2 (a) Synthesis PBP using iron-based Lewis acidic ionic liquids **3a–e**, and (b) pathways for the formation of *endo* or *exo* alkene end-groups via proton transfer.

Effect of solvent on Lewis acid ionic liquids on the cationic polymerisation of β P

Initially we attempted polymerisation of β P, using [bmim]-Fe₂Cl₇ **3a** as catalyst, in solvent free conditions (bulk) at room temperature, where conversion was limited to 48% and molar mass was fairly low (890 g mol⁻¹) (see Table 1, entry 1).

This is attributed to sub-optimal dispersion of the LA-IL in the monomer due to poor solvency of β P, resulting in polymerisation confined locally to LA-IL rich regions in the reaction mixture; β P is a relatively poor solvent for the LA-IL **3a**.

For cationic polymerisation the polarity of the solvent plays a critical role from a mechanistic standpoint. Polar solvents can separate ions efficiently promoting polymerisation. Non-polar solvents result in poorly separated ions which are kept together as intimate pairs, hindering polymerisation (and diminishing chain transfer). To investigate this point, a range of solvents with varying polarity were screened for the cationic polymerisation of β P. The solvents screened range in dielectric constant from 1.92 to 9.08 (see Table 1, entries 2–6). Polymerisation in *n*-heptane showed a marginal increase in conversion (55%) and molar mass (1160 g mol⁻¹) (see Table 1, entry 2), when compared to bulk (see Table 1, entry 1). Switching to toluene delivered a substantial increase in conversion (83%), with higher molar mass (1620 g mol⁻¹) (see Table 1, entry 3). Moving to the more polar solvents, ethyl acetate and 2-methyltetrahydrofuran (2-MeTHF) proved detrimental to the polymerisation, resulting in poor monomer conversion (~20%) and low molar masses ($M_n = \sim 500$ –600 g mol⁻¹) (see Table 1, entries 4 and 5), possibly due to higher rates of chain transfer than in the heptane and toluene cases. It is also possible that coordination of these solvents to the

LA-ILs provided decent solvency, however resulted in catalyst poisoning causing poorer monomer conversion. Furthermore, these solvents are known to act as Lewis bases which may result in unwanted interactions with the catalyst or propagating cation.⁴² DCM, the most polar solvent tested, dispersed LA-IL significantly better than the other solvents, with the reaction proceeding vigorously to high conversion (>95%), with a significant exotherm even when cooled over ice. The polymerisation gave polymers with the highest molar mass (2220 g mol⁻¹) of the solvents tested (see Table 1, entry 6).

Here, we attribute the increased activity of the LA-IL with β P to the increased solvency of the catalyst in DCM, giving higher molar mass polymers than the other systems. The LA-ILs were readily soluble in DCM, which can be attributed to its highly polar nature. The solvation of the LA-ILs in this solvent, combined with the polar nature of the solvent and its ability to stabilise a positive charge is thought to have contributed to the higher reactivity of this system. Overall, from the solvent screen, DCM and toluene gave the most promising results in terms of monomer conversion and molar mass. With the aim of maintaining the green credentials of the chemistry, the use of DCM in further polymerisations was avoided, in agreement with the selection of greener solvents.⁴⁵ As such, all polymerisations in subsequent sections were conducted in toluene.

Effect of Lewis acid ionic liquid structure and concentration on the cationic polymerisation of β P

To investigate the effect of increased hydrophobicity of the LA-ILs, the pentyl ([pmim]-Fe₂Cl₇, **3b**) and octyl ([omim]-Fe₂Cl₇, **3c**) alkyl functional LA-ILs were examined as catalysts for the cationic polymerisation of β P. This was with a view to



improve the polymerisation by: (i) achieving better solubility of the LA-IL in the reaction mixture, and (ii) enhancing the interaction of the LA-IL with the non-polar β P. Reactions were also performed with the butyl LA-IL [bmim]-Fe₂Cl₇ **3a** for comparison.

Initially, the catalysts **3a–3c** were screened at a LA-IL: monomer ratio ([3]:[β P]) of 1:30 and the conversion, average molar mass and molar-mass dispersity were analysed (Table 2, entries 1–3). At this relatively high LA-IL catalyst loading the conversion in all cases was high (>82%), with the more hydrophobic catalysts **3b** and **3c** delivering polymers with marginally higher average molar masses. Decreasing [3]:[β P] to 1:80 resulted in reduced conversion (~20–40%), while delivering polymers of similar molar mass and dispersity to that obtained with [3]:[β P] at 1:30 (see Table 2, entries 4–6). Further reduction of [3]:[β P] to 1:140 resulted in even lower monomer conversion (~5–15%), but gave polymers of similar molar masses as those prepared with more catalyst (see Table 2, entries 7–9).

Interestingly, across all [3]:[β P] ratios the octyl LA-IL **3c** consistently gave the highest monomer conversion. This illustrates that incorporation of the longer alkyl groups is beneficial for the LA-IL catalysed polymerisation of β P. Thus, we have demonstrated the efficient polymerisation of PBP using LA-IL catalysts on a small scale where low molar mass oligomers are efficiently synthesised in mild conditions.

Scaled-up polymer synthesis using iron(III) chloride as a Lewis acidic catalyst

In the interest of an optimised scale-up of the polymerisation with a view to industrial viability, iron(III) chloride was also investigated as a catalyst for the cationic polymerisation. This earth abundant, cost-effective metal salt presents as an attractive alternative for a larger scale reaction. Here, preliminary experiments using FeCl₃ at three different catalyst: monomer ratios ([FeCl₃]:[β P]) were undertaken. Like the results obtained with the LA-ILs, higher catalyst concentrations delivered higher monomer conversion (see Table 3, entries 1–3). At [FeCl₃]:[β P] ratios of 1:30 and 1:80 high monomer conversion is achieved (>95%). With [FeCl₃]:[β P] of 1:140, the concentration of FeCl₃ is insufficient, resulting in very low conversion (15%). It should be noted that these small scale FeCl₃ catalysed reactions gave polymers of much higher dispersity than the analogous reactions where LA-IL catalysts were used (see Table 2).

As the [FeCl₃]:[β P] ratio of 1:30 demonstrated very good conversion, these conditions were scaled up to use 40 mL of β P (in toluene). It was found that when using a catalyst concentration this high, the molar mass of the polymers was relatively low (see Table 3, entry 4). This is likely to be due to a high number of propagating cations present in the reaction mixture, resulting in the formation of many, shorter chain oligomers. Due to the small reaction scales used in this work, the stirring efficiency of the reactions may have been sub optimal. Therefore, a larger scale reaction with a lower catalyst concentration was investigated with the aim of achieving a

better dispersion of catalyst as a result of more efficient stirring. With a [FeCl₃]:[β P] ratio of 1:100, >95% monomer conversion is achieved while producing polymers of relatively high molar mass (5680 g mol⁻¹) (Table 3, entry 5), possibly due to improved mixing on a larger scale. Significantly, this molar mass is much larger than that achieved for the reactions reported above. Thus, we have demonstrated that PBP can be synthesised using FeCl₃ on a larger, more industrially applicable scale, however polymers of significantly higher dispersity are achieved compared to the LA-IL catalysed synthesis.

Structural analysis and purification of PBP prepared *via* iron-based Lewis acid catalysed cationic polymerisation

In all cases directly after synthesis, the crude polymers were obtained as highly coloured materials, containing residual β P which was clearly visible by ¹H NMR spectroscopy analysis (see Fig. 2A). ¹³C NMR spectroscopy indicated a preference for formation of the *endo*-alkene terminated polymers (see Scheme 2(b) upper right and Fig. S2†), in agreement with Zaitsev's rule.⁴⁶

Indeed, the absence of peaks at 108 or 149 ppm, indicative of an *exo*-polymer end group (Scheme 2(b) lower right),⁴⁷ further support this observation. Whilst a small peak, characteristic of the *exo*-group was visible in the ¹H NMR spectrum, the intensity of this peak is low. The *endo*-group, not visible by ¹H NMR spectroscopy due to the tetrasubstituted alkene end group, was clearly observed in the ¹³C NMR spectrum. Polymer end groups were found to be comparable in the LA-IL system, however further analysis focusses on PBP from the scaled-up synthesis using FeCl₃.

For all polymers, colour was removed after adsorption of the catalyst onto charcoal, giving PBP as off-white solid (Fig. S3†). Removal of the residual monomer was attempted using precipitation into an antisolvent yielding a polymer with a purity of 80% after two precipitation steps (see Fig. 2(B)). This limited removal of monomer was proposed to be the result of poor penetration of the anti-solvent into the polymer. Upon contact with the antisolvent, the polymer became solid, limiting its ability to fully mix with the antisolvent and efficiently solubilise and remove the monomer.

As a more efficient route to purify the polymers, extraction using supercritical carbon dioxide (scCO₂) was investigated. Solubility testing in a view-cell demonstrated the solubility of monomeric β -pinene in scCO₂ at 45 °C and 193 bar (Fig. S5†). Subsequently, scCO₂ at 50 °C and 207 bar was used to remove the unreacted monomer from the polymer. A slightly higher temperature and pressure were chosen for the extraction than the conditions used in the solubility testing to account for potential pressure and temperature fluctuations that can occur during the extraction process. These conditions ensured that the extraction remained in the supercritical phase. After two, sequential extractions with scCO₂, ‡>95% (determined by ¹H

‡ For extraction with supercritical carbon dioxide (scCO₂) a custom built 1 L high pressure autoclave was used (see Fig. S4†).



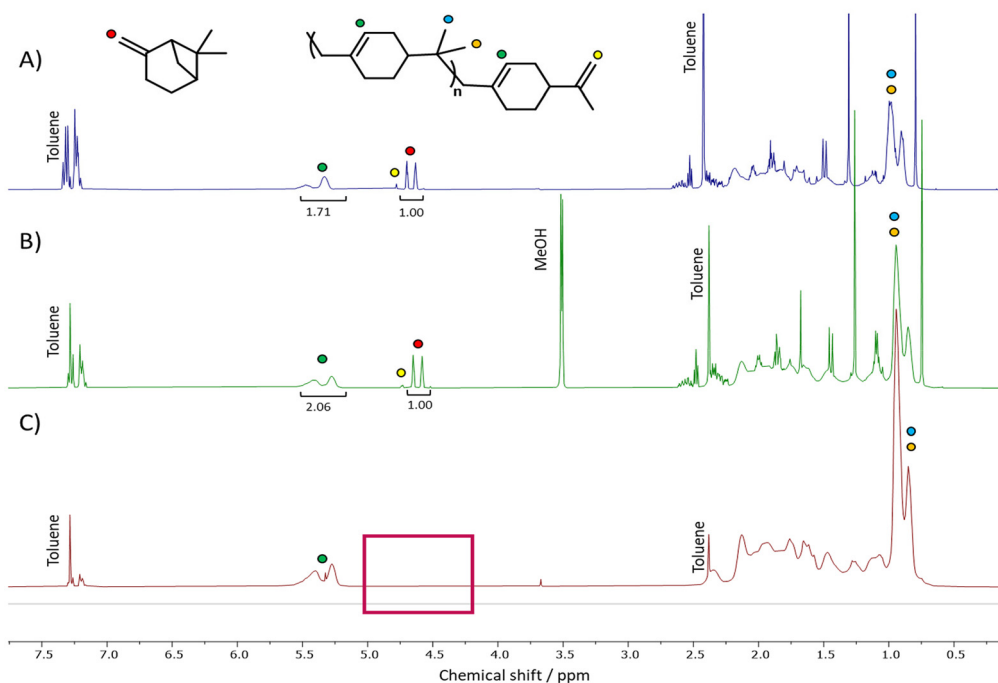


Fig. 2 ^1H NMR spectra of PBP: (A) unpurified (blue trace), (B) purified by precipitation into methanol (green trace) and (C) purified by scCO_2 extraction. Note that after extraction with scCO_2 , neither protons indicative of an *exo*-polymer end group nor monomer can be seen (red box). Note: Longer extraction time would have facilitated the full removal of toluene but was avoided as toluene was used as a solvent in the subsequent post-polymerisation functionalisation steps.

NMR spectroscopy) of the residual monomer was found to have been removed (see Fig. 2(C)), with the resultant polymers isolated as off-white dry powders.

After scCO_2 extraction, SEC analysis indicated some fractionation of the samples occurred during purification; the M_n of the polymer increased, indicating that some shorter chain polymers were removed in addition to the residual βP (see entry 5, Table 3). Interestingly, the small peak at 4.70 ppm in the ^1H NMR spectrum (see Fig. 2(C) and Fig. S6 †), corresponding to *exo*- end groups, was no longer visible after extraction. This indicates the lower molar mass chains of PBP had predominantly this type of end group.

MALDI-ToF MS demonstrated the expected repeating unit of 136 g mol^{-1} (see Fig. 3). It also indicates the end group of the polymer does not contain a chloride atom; the peak at 1333.07 m/z corresponds to 9 repeating units of βP ($136.2340 \text{ g mol}^{-1}$) and one Ag^+ ion ($106.9046 \text{ g mol}^{-1}$) from silver trifluoroacetate that was used as a cationisation agent (Fig. 3). MALDI-ToF MS analysis of PBP synthesised using $[\text{bmim}]\text{-Fe}_2\text{Cl}_7$ in a reaction that was quenched using NaOH solution also demonstrated that this polymer also does not contain chlorine (see Fig. S7 †). MALDI-ToF MS also confirms that the Friedel-Crafts addition of the polymer to toluene does not occur during the polymerisation.

Post-polymerisation functionalisation

Having successfully demonstrated the small scale and scaled-up synthesis of low molar mass PBP, post-polymerisation

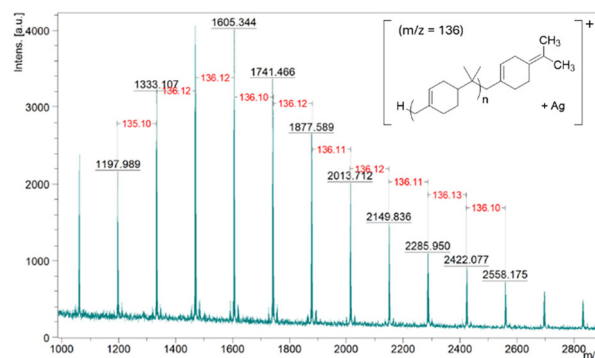
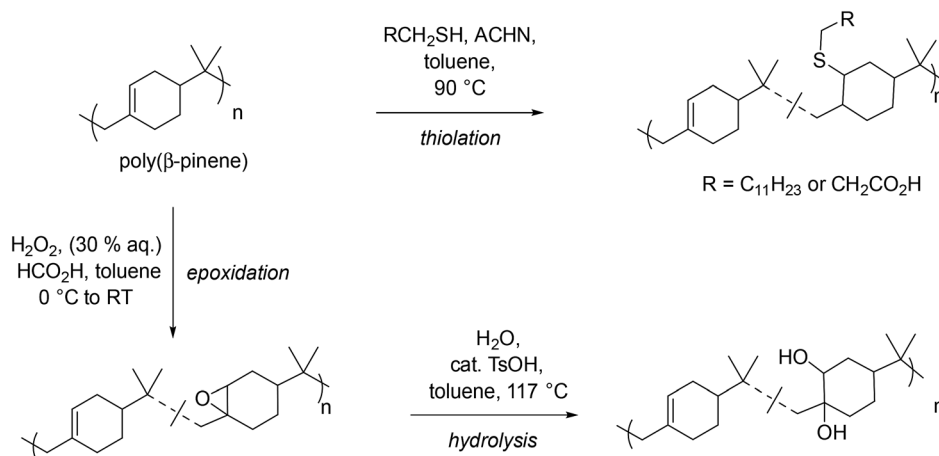


Fig. 3 MALDI-ToF MS of PBP synthesised using FeCl_3 as a catalyst. Silver trifluoroacetate was used as a cationisation agent and DCTB as a matrix. The predominant *endo* end group is shown, however both the *exo* and *endo* end groups are likely to be present.

modifications were performed to elaborate the structures towards polymeric surfactants. Strategies exploited included an epoxidation/hydrolysis, and radical thiol-ene reaction (see Scheme 3).

Initially epoxidation of PBP was investigated using *mCPBA* as an oxidant. This procedure yielded polymers with 13 and 54% conversion of alkenes to epoxides. However, it is widely acknowledged that *mCPBA* offers poor atom economy, therefore, a combination of hydrogen peroxide and formic acid, which forms the oxidising agent performic acid *in situ* was investigated (see Scheme 3, bottom left, and Table 3 entries





Scheme 3 Overview of post-polymerisation modification of PBP to give a variety of functional analogues.

1–3). In this ‘greener’ epoxidation 84% functionalisation of the alkene to epoxide was achieved. This library of functionalised polyepoxides has been characterised, highlighting the difference in thermal properties as a result of the variation in polymer functionality (Table 3 entries 1–3 respectively). Conversion of the alkenes to epoxide groups was determined by ^1H NMR spectroscopy, by comparing the peak of the geminal dimethyl protons with the epoxide adjacent protons at 3.78–2.71 ppm (see Fig. S8[†]). MALDI-ToF MS analysis of the 84% epoxidized polymer exhibited a repeating unit of 152 m/z , indicative of one βP unit with an additional oxygen. Within the peak distributions, an m/z difference of 16 m/z was observed demonstrating that the degree of epoxidation within the polymer distribution varies (Fig. 5). A trend of increasing T_g with increasing degrees of epoxidation in both DMA and DSC analysis was observed (Table 3, entries 1–3, and Fig. S10[†]); all the epoxide products had higher T_g s than that of PBP ($T_g = 68$ °C). In the DSC analysis, it was found that in the first heating cycle, curing of the epoxide occurred, likely due to the presence of adventitious water. The epoxidized polymers were subsequently ring opened with water *via* an acid-catalysed (*p*-TsOH) hydrolysis to give polyols with varying degrees of functionality (see Scheme 3, bottom right, and Table 3, entries 4–6). Surprisingly, the ring opening reaction proved to be challenging with forcing conditions required, *i.e.* $T > 110$ °C (Scheme 3). The steric bulk associated with the geminal dimethyl groups on the repeating unit of PBP appears to limit the accessibility of the epoxide functionality for nucleophilic attack, thereby reducing its reactivity.

^1H NMR spectroscopy analysis of the polyols showed extremely broad spectra which can be attributed to the many hydroxyl groups present along the polymer backbone and the large number of exchangeable protons present (see Fig. S9[†]). The presence of the characteristic geminal dimethyl protons demonstrates that the polymer backbone has not degraded during the reaction. IR spectroscopy further showed hydrolysis of the epoxide to an alcohol (see Fig. 4). Peaks at 3454 cm^{-1}

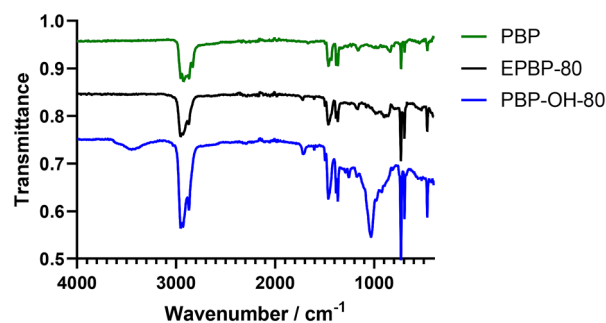


Fig. 4 IR spectra of poly(β -pinene) (PBP) (green), poly(β -pinene) alcohol (PBP-OH-80) (blue) and poly(β -pinene) epoxide (EPBP-80) (black).

and 1029 cm^{-1} , indicative of $-\text{OH}$ stretch and $-\text{C}-\text{OH}$ stretches, respectively, confirm the successful hydrolysis of the epoxide groups. There was a minimal change in the T_g of the less functionalised polyols compared to less functionalised polyepoxides (see Table 3, entries 1 and 4). The more functionalised polymers saw a shift in T_g of up to approximately 20 °C when comparing the polyols to the polyepoxides (Table 3, entries 2, 3, 5 and 6). The larger shift in T_g can be attributed to the higher degree of functionality and the increase in hydrogen bonding that would be expected with a polyol compared to a polyepoxide (Table 4). Thiol-ene functionalisation was also exploited as a post-polymerisation modification of PBP with dodecanethiol and 3-mercaptopropionic acid both being successfully conjugated to the polymer *via* a thermally initiated radical thiol-ene reaction (see Scheme 3, top right, and Table 3, entries 7 & 8). ^1H NMR spectroscopy confirmed the successful reactions as protons indicative of a thiol-adjacent $-\text{CH}_2$ group were identified in both spectra (Fig. S11[†]), and this was also confirmed by HMBC analysis which showed a coupling of these protons to ^{13}C peak at 175 ppm (Fig. S12[†]). Multiplicity edited HSQC analysis also corroborated the presence of the $-\text{CH}_2$ groups (Fig. S13[†]). Thermal analysis of the



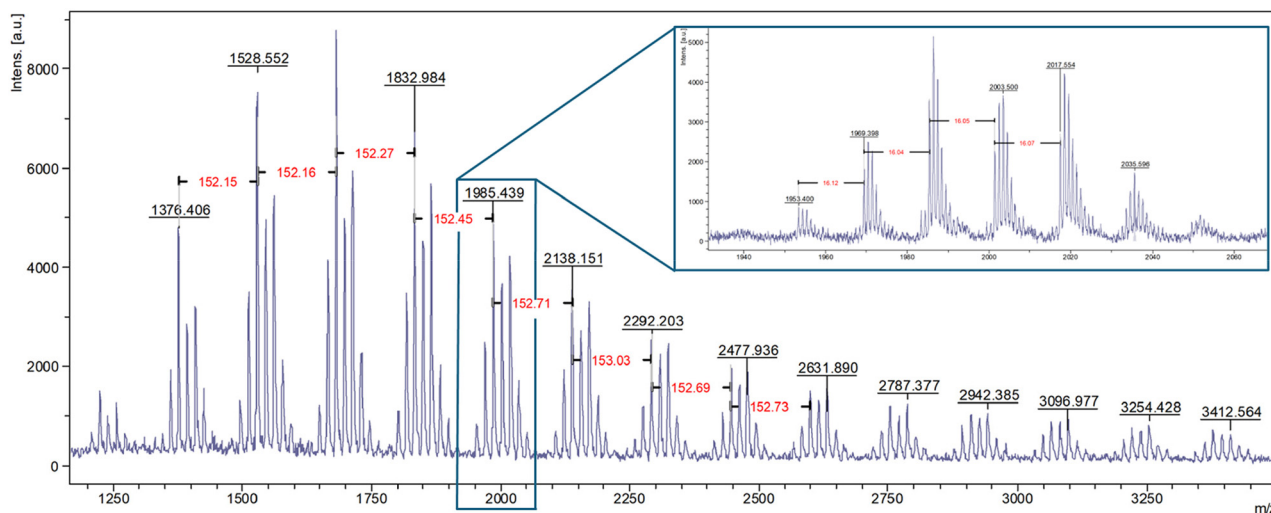


Fig. 5 MALDI-ToF MS analysis of EPBP-80.

Table 4 Synthetic and analytical details of polymers prepared via post-polymerisation modification of PBP

Entry	Post polymerisation process ^a	Starting material abbreviation	Product abbreviation	Product indicative structure ^b	Degree of functionalisation ^c (%)	M_n^d (g mol ⁻¹)	D^d	T_g^e (°C) (DSC)	T_g^f (°C) (DMA)
1	Epoxidation ^g	PBP	EPBP-10	P[BP _{87%} -CO-EBP _{13%}]	13	5540	2.0	78	92
2		PBP	EPBP-50	P[BP _{46%} -CO-EBP _{54%}]	54	3930	2.2	130	121
3		PBP	EPBP-80	P[BP _{16%} -CO-EBP _{84%}]	84	4040	1.8	126	131
4	Hydrolysis ^h	EPBP-10	PBP-OH-10	P[BP _{87%} -CO-(PB-OH) _{13%}]	13 ⁱ	3560	2.0	87	95
5		EPBP-50	PBP-OH-50	P[BP _{46%} -CO-(PB-OH) _{54%}]	54 ⁱ	4230	2.1	103	159
6		EPBP-80	PBP-OH-80	P[BP _{16%} -CO-(PB-OH) _{84%}]	84 ⁱ	4650	1.9	146	150
7	Thiolation ^g	PBP	PBP-DT	P[BP _{68%} -CO-(BP-SC ₁₂) _{32%}]	32	3110	2.3	49	— ^j
8		PBP	PBP-MPA	P[BP _{85%} -CO-(BP-SC ₂ CO ₂ H) _{15%}]	15	4620	1.7	81	— ^j

^a For reaction conditions refer to Scheme 3 and Experimental. ^b Percentages indicate the amount of each functionality present in the polymers. ^c Determined by ¹H NMR analysis. ^d From SEC analysis (THF eluent, PMMA standards). ^e Determined by DSC. ^f Determined by DMA. ^g Different batches of PBP were used, which accounts for variation in molecular properties between the modified samples. ^h Prepared from the corresponding epoxide-functional polymer (*i.e.* entry 1 → 4, 2 → 5, 3 → 6). ⁱ Assuming complete hydrolysis of epoxides. ^j Not measured.

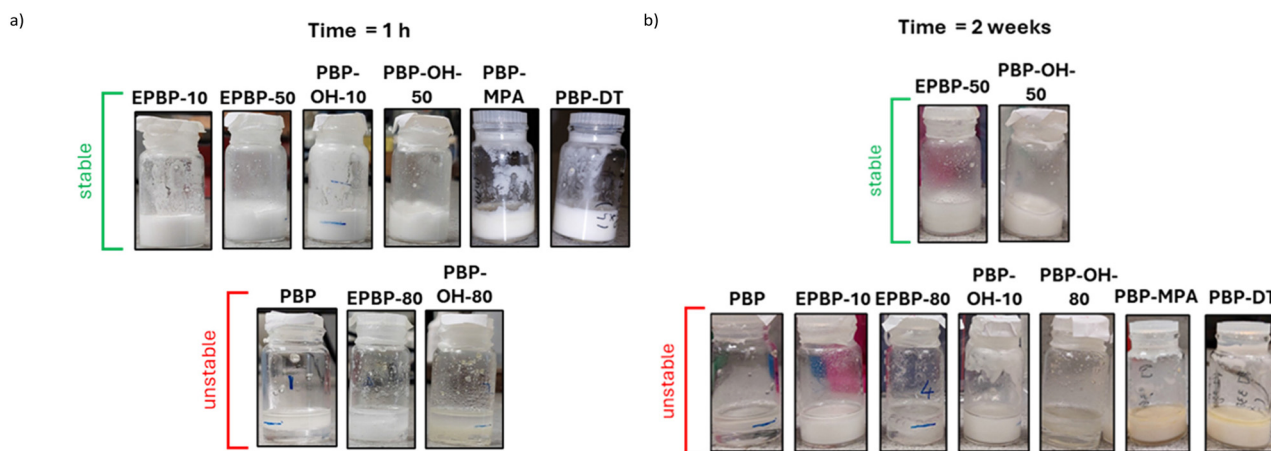


Fig. 6 Emulsion stability study of a 1 : 1 mixture of oil and water with 5 wt% polymer additives after (a) 1 h, and (b) 2 weeks.



thiol functionalised polymers indicated T_g s in line with those expected for mercaptopropionic acid (PBP-MPA) ($T_g = 81\text{ }^\circ\text{C}$) and dodecanethiol (PBP-DT) ($T_g = 49\text{ }^\circ\text{C}$).

Applications testing

With the aim of synthesising polymeric surfactants, the modified polymers were tested for their ability to stabilise an oil/water emulsion with a 5 wt% loading of polymer. The stability of the emulsion was visually assessed 1 h after mixing and it was found that the highly functionalised polymers were unable to stabilise the emulsion. The highly hydrophilic nature of these polymers is thought to be the reason as these polymers will interact poorly with the oil. The less functionalised polymers (up to 50% functionalisation) were found to stabilise the emulsions well after 1 h (see Fig. 6(a)). The stability of the emulsions was visually inspected two weeks after mixing, and it was found that only the 50% epoxidized and 50% polyol polymers had successfully stabilised the emulsions after 2 weeks (see Fig. 6(b)). This demonstrates the importance of balancing the degree of functionalisation for successful surfactant preparation. The emulsions containing other, more highly functionalised additives had clearly phase separated into biphasic mixtures after the measured time.

Conclusions

In the work presented, it has been shown that iron-based LA-ILs are efficient catalysts for the cationic polymerisation of β P. They yield low molar mass oligomers in good conversion. These systems present a greener alternative to more typical Lewis acids used for cationic polymerisation. FeCl_3 was also shown to be a viable alternative for a scaled-up polymer synthesis, however some of the molar mass control was lost, when compared to the LA-ILs systems, yielding polymers with higher dispersity. The synthesised PBP can be easily functionalised post-polymerisation to yield polyepoxides, polyols and thiol-ene adducts. Varying degrees of functionalisation were achieved whilst maintaining the green credentials of the chemistry. These polymers were shown to exhibit surfactant-like properties and in some cases can stabilise an oil/water emulsions for over two weeks. The degree of functionalisation of the polymer greatly influenced the ability of the polymer to stabilise an emulsion, highlighting the importance of fine-tuning the degree of post-polymerisation functionalisation for the intended surfactant application. It was found that over functionalisation of the polymer backbone led to poor stability of the emulsions, likely due to poor solubility of the functionalised polymers in oil. Under-functionalised polymers also demonstrated poor long-term stability of the emulsions, although short-term stability was observed. Optimal functionalisation of approximately 50% conversion of alkenes to other functionalities was shown to form the most stable emulsions, demonstrating the need for well-balanced amphiphilicity in polymeric surfactants. With the array of potential functionalisation that these PBP derivatives offer, it is envisaged that either

water or oil solubility could be fine-tuned. There are a range of applications where these oligomers could serve as a chassis to deliver bespoke performance, including homecare personal care and lubricant additives.

Author contributions

Philippa L. Jacob – conceptualisation, data curation, formal analysis, investigation, methodology, writing – original draft, writing – review & editing; Fabricio Machado – conceptualisation, investigation, methodology, writing – review & editing; Graham A. Rance – investigation, formal analysis, methodology, writing – review & editing; Gary Walker – project administration, supervision, writing – review & editing; Vincenzo Taresco – conceptualisation, methodology, project administration, supervision, writing – review & editing; Daniel J. Keddie – methodology, project administration, supervision, writing – original draft, writing – review & editing; Steven M. Howdle – conceptualisation, funding acquisition, project administration, supervision, writing – original draft, writing – review & editing.

Conflicts of interest

There are no conflicts to declare.

Acknowledgements

PLJ acknowledges funding support from EPSRC Doctoral Prize [Grant Number EP/W524402/1]. PLJ also acknowledges funding support from the Engineering and Physical Sciences Research Council and SFI Centre for Doctoral Training in Sustainable Chemistry [Grant Number EP/S022236/1]. VT would like to thank the University of Nottingham for his Nottingham Research Fellowship. The authors are grateful to the Nanoscale and Microscale Research Centre (nmRC) for providing access to Raman spectroscopy facilities. We also thank the technical staff at University of Nottingham, particularly Mr Richard Wilson for specialist support with high pressure equipment.

References

- 1 P. Raffa, D. A. Wever, F. Picchioni and A. A. Broekhuis, *Chem. Rev.*, 2015, **115**, 8504–8563.
- 2 L. Canoira, D. Donoso, D. Bolonio, C. Bumharther and M. Lapuerta, *Energy Fuels*, 2023, **37**, 15843–15854.
- 3 G.-J. M. Gruter, *Curr. Opin. Green Sustain. Chem.*, 2023, **40**, 100743.
- 4 M. A. Hillmyer, *Science*, 2017, **358**, 868–870.
- 5 P. Foley, A. Kermanshahi pour, E. S. Beach and J. B. Zimmerman, *Chem. Soc. Rev.*, 2012, **41**, 1499–1518.
- 6 L. Valencia, F. J. Enríquez-Medrano, H. R. López González, R. Handa, H. S. Caballero, R. M. Carrizales, J. L. Olivares-



- Romero and R. E. Díaz de León Gómez, *RSC Adv.*, 2020, **10**, 36539–36545.
- 7 H. Chao, T. Yoo and S. Nehache, *Fina Technology Inc.*, 2019, EP3668907A1.
- 8 P. Sahu and A. K. Bhowmick, *Ind. Eng. Chem. Res.*, 2019, **58**, 20946–20960.
- 9 J. Zhang, C. Aydogan, G. Patias, T. Smith, L. Al-Shok, H. Liu, A. M. Eissa and D. M. Haddleton, *ACS Sustainable Chem. Eng.*, 2022, **10**, 9654–9664.
- 10 A. Matic, A. Hess, D. Schanzenbach and H. Schlaad, *Polym. Chem.*, 2020, **11**, 1364–1368.
- 11 Y. Zhu, C. Romain and C. K. Williams, *Nature*, 2016, **540**, 354–362.
- 12 M. Gscheidmeier and H. Fleig, in *Ullmann's Encyclopedia of Industrial Chemistry*, Wiley-VCH Verlag GmbH & Co. KGaA, Weinheim, Germany, 2000, pp. 537–550, DOI: [10.1002/14356007.a27_267](https://doi.org/10.1002/14356007.a27_267).
- 13 W. J. Roberts and A. R. Day, *J. Am. Chem. Soc.*, 1950, **72**, 1226–1230.
- 14 P. Yu, A.-L. Li, H. Liang and J. Lu, *J. Polym. Sci., Part A: Polym. Chem.*, 2007, **45**, 3739–3746.
- 15 M. Akeb, A. Harrane and M. Belbachir, *Green Mater.*, 2018, **6**, 58–64.
- 16 A. Moulkheir, A. Harrane and M. Belbachir, *J. Appl. Polym. Sci.*, 2008, **109**, 1476–1479.
- 17 A. V. Miroshnichenko, V. V. Tumanov, V. M. Menshov and W. A. Smit, *J. Polym. Res.*, 2012, **19**, 9884.
- 18 H. Zhu, Z. Liu, X. An and F. Lei, *React. Kinet., Mech. Catal.*, 2010, **100**, 355–361.
- 19 Z. Liu, S. Cao, S. Wang, W. Zeng and T. Zhang, *React. Kinet., Mech. Catal.*, 2014, **111**, 577–590.
- 20 Y. Karasawa, M. Kimura, A. Kanazawa, S. Kanaoka and S. Aoshima, *Polym. J.*, 2015, **47**, 152–157.
- 21 M. Hayatifar, F. Marchetti, G. Pampaloni, Y. Patil and A. M. R. Galletti, *Catal. Today*, 2012, **192**, 177–182.
- 22 R. P. F. Guiné and J. A. A. M. Castro, *J. Appl. Polym. Sci.*, 2001, **82**, 2558–2565.
- 23 J. Lu, M. Kamigaito, M. Sawamoto, T. Higashimura and Y.-X. Deng, *J. Appl. Polym. Sci.*, 1996, **61**, 1011–1016.
- 24 S. Liu, L. Zhou, S. Yu, C. Xie, F. Liu and Z. Song, *Biomass Bioenergy*, 2013, **57**, 238–242.
- 25 R. C. Alves, T. Agner, T. S. Rodrigues, F. Machado, B. A. D. Neto, C. da Costa, P. H. H. de Arajo and C. Sayer, *Eur. Polym. J.*, 2018, **104**, 51–56.
- 26 G. V. S. Dutra, W. S. Neto, P. H. H. de Arajo, C. Sayer, B. A. d. S. Neto and F. Machado, *Polimeros*, 2021, **31**, 1–14.
- 27 V. M. B. Patrocínio, T. Agner, G. V. S. Dutra, F. Machado, B. A. D. Neto, P. H. H. Arajo and C. Sayer, *Macromol. React. Eng.*, 2019, **13**, 1–7.
- 28 T. S. Rodrigues, F. Machado, P. M. Lalli, M. N. Eberlin and B. A. D. Neto, *Catal. Commun.*, 2015, **63**, 66–73.
- 29 S. K. Singh and A. W. Savoy, *J. Mol. Liq.*, 2020, **297**, 112038.
- 30 G. V. S. Dutra, T. S. Teixeira, G. A. Medeiros and P. V. a. Abdelnur, *Ind. Eng. Chem. Res.*, 2020, **59**, 21685–21699.
- 31 R. T. Mathers and S. P. Lewis, in *Green Polymerization Methods*, 2011, pp. 89–128, DOI: [10.1002/9783527636167.ch5](https://doi.org/10.1002/9783527636167.ch5).
- 32 K. Satoh, A. Nakahara, K. Mukunoki, H. Sugiyama, H. Saito and M. Kamigaito, *Polym. Chem.*, 2014, **5**, 3222–3230.
- 33 P. Vippra, H. Rajagopalan and M. Thakur, *J. Polym. Sci., Part B: Polym. Phys.*, 2005, **43**, 3695–3698.
- 34 J. Lu, M. Kamigaito, M. Sawamoto, T. Higashimura and Y.-X. Deng, *J. Polym. Sci., Part A: Polym. Chem.*, 1997, **35**, 1423–1430.
- 35 M. v. S. Kemmere, M. Cleven, A. van Herk and J. Keurentjes, *Ind. Eng. Chem. Res.*, 2002, **41**, 2617–2622.
- 36 A. R. Goddard, S. Pérez-Nieto, T. M. Passos, B. Quilty, K. Carmichael, D. J. Irvine and S. M. Howdle, *Green Chem.*, 2016, **18**, 4772–4786.
- 37 A. I. Cooper, *J. Mater. Chem.*, 2000, **10**, 207–234.
- 38 X. Zhang, S. Heinonen and E. Levnen, *RSC Advances*, 2014, **4**, 61137–61152.
- 39 PerkinElmer, Dynamic Mechanical Analysis (DMA) – A Beginner's Guide, https://resources.perkinelmer.com/lab-solutions/resources/docs/app_thermaldynmechanalybasic-sp1.pdf, (accessed 23rd May, 2024).
- 40 M. Y. Abduh, M. Iqbal, F. Picchioni, R. Manurung and H. J. Heeres, *J. Appl. Polym. Sci.*, 2015, **132**, 42591.
- 41 M. S. Sitze, E. R. Schreiter, E. V. Patterson and R. G. Freeman, *Inorg. Chem.*, 2001, **40**, 2298–2304.
- 42 R. F. Storey, C. L. Curry and L. K. Hendry, *Macromolecules*, 2001, **34**, 5416–5432.
- 43 Sigmaaldrich.com, Physical properties of solvents, https://www.sigmaaldrich.com/deepweb/assets/sigmaaldrich/marketing/global/documents/614/456/labbasics_pg144.pdf, (accessed 23rd May, 2024).
- 44 D. F. Aycock, *Org. Process Res. Dev.*, 2007, **11**, 156–159.
- 45 F. P. Byrne, S. Jin, G. Paggiola, T. H. M. Petchey, J. H. Clark, T. J. Farmer, A. J. Hunt, C. R. McElroy and J. Sherwood, *Sustainable Chem. Processes*, 2016, **4**, 7.
- 46 J. J. Li, in *Name Reactions*, ed. J. J. Li, Springer International Publishing, Cham, 2014, pp. 650–651, DOI: [10.1007/978-3-319-03979-4_296](https://doi.org/10.1007/978-3-319-03979-4_296).
- 47 N. A. Kukhta, I. V. Vasilenko and S. V. Kostjuk, *Green Chem.*, 2011, **13**, 2362.

