



Cochrane
Library

Cochrane Database of Systematic Reviews

Compression stockings for preventing deep vein thrombosis in airline passengers (Review)

Clarke MJ, Broderick C, Hopewell S, Juszczak E, Eisinga A

Clarke MJ, Broderick C, Hopewell S, Juszczak E, Eisinga A.
Compression stockings for preventing deep vein thrombosis in airline passengers.
Cochrane Database of Systematic Reviews 2021, Issue 4. Art. No.: CD004002.
DOI: [10.1002/14651858.CD004002.pub4](https://doi.org/10.1002/14651858.CD004002.pub4).

www.cochranelibrary.com

TABLE OF CONTENTS

HEADER	1
ABSTRACT	1
PLAIN LANGUAGE SUMMARY	2
SUMMARY OF FINDINGS	3
BACKGROUND	6
OBJECTIVES	6
METHODS	6
RESULTS	8
Figure 1.	9
Figure 2.	11
Figure 3.	12
DISCUSSION	15
AUTHORS' CONCLUSIONS	16
ACKNOWLEDGEMENTS	16
REFERENCES	17
CHARACTERISTICS OF STUDIES	19
DATA AND ANALYSES	37
Analysis 1.1. Comparison 1: Wearing stockings versus not wearing stockings, Outcome 1: Symptomless deep vein thrombosis .	38
Analysis 1.2. Comparison 1: Wearing stockings versus not wearing stockings, Outcome 2: Superficial vein thrombosis	38
Analysis 1.3. Comparison 1: Wearing stockings versus not wearing stockings, Outcome 3: Oedema	39
APPENDICES	39
FEEDBACK	46
WHAT'S NEW	47
HISTORY	47
CONTRIBUTIONS OF AUTHORS	47
DECLARATIONS OF INTEREST	48
SOURCES OF SUPPORT	48
DIFFERENCES BETWEEN PROTOCOL AND REVIEW	48
INDEX TERMS	48

[Intervention Review]

Compression stockings for preventing deep vein thrombosis in airline passengers

Mike J Clarke¹, Cathryn Broderick², Sally Hopewell³, Ed Juszcak⁴, Anne Eisinga⁵

¹Centre for Public Health, Queen's University Belfast, Belfast, UK. ²Usher Institute, University of Edinburgh, Edinburgh, UK. ³Nuffield Department of Orthopaedics, Rheumatology and Musculoskeletal Sciences (NDORMS), University of Oxford, Oxford, UK. ⁴Nottingham Clinical Trials Unit, School of Medicine, University of Nottingham, Nottingham, UK. ⁵UK Cochrane Centre, Oxford, UK

Contact address: Mike J Clarke, m.clarke@qub.ac.uk.

Editorial group: Cochrane Vascular Group.

Publication status and date: New search for studies and content updated (no change to conclusions), published in Issue 4, 2021.

Citation: Clarke MJ, Broderick C, Hopewell S, Juszcak E, Eisinga A. Compression stockings for preventing deep vein thrombosis in airline passengers. *Cochrane Database of Systematic Reviews* 2021, Issue 4. Art. No.: CD004002. DOI: [10.1002/14651858.CD004002.pub4](https://doi.org/10.1002/14651858.CD004002.pub4).

Copyright © 2021 The Cochrane Collaboration. Published by John Wiley & Sons, Ltd.

ABSTRACT

Background

Air travel might increase the risk of deep vein thrombosis (DVT). It has been suggested that wearing compression stockings might reduce this risk. This is an update of the review first published in 2006.

Objectives

To assess the effects of wearing compression stockings versus not wearing them for preventing DVT in people travelling on flights lasting at least four hours.

Search methods

The Cochrane Vascular Information Specialist searched the Cochrane Vascular Specialised Register, CENTRAL, MEDLINE, Embase, CINAHL and AMED databases and World Health Organization International Clinical Trials Registry Platform and ClinicalTrials.gov trials registers to 1 April 2020. We also checked the bibliographies of relevant studies and reviews identified by the search to check for any additional trials.

Selection criteria

Randomised trials of compression stockings versus no stockings in passengers on flights lasting at least four hours. Trials in which passengers wore a stocking on one leg but not the other, or those comparing stockings and another intervention were also eligible.

Data collection and analysis

Two review authors independently selected trials for inclusion and extracted data. We sought additional information from trialists where necessary.

Main results

One new study that fulfilled the inclusion criteria was identified for this update. Twelve randomised trials (n = 2918) were included in this review: ten (n = 2833) compared wearing graduated compression stockings on both legs versus not wearing them; one trial (n = 50) compared wearing graduated compression tights versus not wearing them; and one trial (n = 35) compared wearing a graduated compression stocking on one leg for the outbound flight and on the other leg on the return flight. Eight trials included people judged to be at low or medium risk of developing DVT (n = 1598) and two included high-risk participants (n = 1273). All flights had a duration of more than five hours.

Fifty of 2637 participants with follow-up data available in the trials of wearing compression stockings on both legs had a symptomless DVT; three wore stockings, 47 did not (odds ratio (OR) 0.10, 95% confidence interval (CI) 0.04 to 0.25, $P < 0.001$; high-certainty evidence). There were no symptomless DVTs in three trials. Sixteen of 1804 people developed superficial vein thrombosis, four wore stockings, 12 did not (OR 0.45, 95% CI 0.18 to 1.13, $P = 0.09$; moderate-certainty evidence). No deaths, pulmonary emboli or symptomatic DVTs were reported. Wearing stockings had a significant impact in reducing oedema (mean difference (MD) -4.72 , 95% CI -4.91 to -4.52 ; based on six trials; low-certainty evidence). A further three trials showed reduced oedema in the stockings group but could not be included in the meta-analysis as they used different methods to measure oedema. No significant adverse effects were reported.

Authors' conclusions

There is high-certainty evidence that airline passengers similar to those in this review can expect a substantial reduction in the incidence of symptomless DVT and low-certainty evidence that leg oedema is reduced if they wear compression stockings. The certainty of the evidence was limited by the way that oedema was measured. There is moderate-certainty evidence that superficial vein thrombosis may be reduced if passengers wear compression stockings. We cannot assess the effect of wearing stockings on death, pulmonary embolism or symptomatic DVT because no such events occurred in these trials. Randomised trials to assess these outcomes would need to include a very large number of people.

PLAIN LANGUAGE SUMMARY

Compression stockings for preventing deep vein thrombosis (DVT) in airline passengers

Background

In the last few years, there has been increasing interest in whether compression stockings (or 'flight socks') reduce the risk of deep vein thrombosis (DVT; blood clots in the legs) and other circulatory problems in airline passengers. The stockings are worn throughout the flight and are similar to those known to be effective in patients lying in bed after an operation. By applying a gentle pressure, to the ankle in particular, compression stockings help blood to flow. Pressure combined with leg movement helps blood in superficial (surface) veins to move to the deep veins and back to the heart. The blood is then less likely to clot in the deep veins, which could be fatal if the clot moves to the lungs.

Study characteristics and key results

This review included 12 trials (2918 participants) and we were able to combine the data from nine trials with a total of 2637 participants (current to April 2020). Almost half of the participants were randomly assigned to wearing stockings for a flight lasting at least five hours while the other half did not wear stockings.

None of the passengers developed a DVT with symptoms (slowly developing leg pain, swelling and increased temperature) and no serious events (a blood clot in their lungs (pulmonary embolism) or dying) were reported. Passengers were carefully assessed after the flight to detect any problems with the circulation of blood in their legs, even if they had not noticed any problems themselves. Wearing compression stockings resulted in a large reduction in symptomless DVT among airline passengers who were allocated to wear compression stockings compared to those allocated not to wear compression stockings. This difference in symptomless DVT between the two groups is equivalent to a reduction in the risk from a few tens per thousand passengers to two or three per thousand. People who wore stockings had less swelling in their legs (oedema) than those who did not wear them. Fewer passengers developed superficial vein thrombosis when wearing compression stockings than those not wearing stockings. Not all the trials reported on possible problems with wearing stockings but in those that did, the researchers said that the stockings were well-tolerated, without any problems.

Reliability of the evidence

High-certainty evidence shows that airline passengers wearing compression stockings develop less symptomless DVT and low-certainty evidence shows that leg swelling is reduced when compared to not wearing compression stockings. Our certainty in the evidence was limited by the way that swelling was measured. There is moderate-certainty evidence that superficial vein thrombosis may be reduced in passengers who wear compression stockings. We cannot assess the effect of wearing stockings on death, pulmonary embolism or symptomatic DVT because no such events occurred in these trials. Randomised trials to assess these outcomes would need to include a very large number of people.

SUMMARY OF FINDINGS

Summary of findings 1. Compression stockings compared with no compression stockings for people taking long haul flights

Does wearing compression stockings prevent deep vein thrombosis in people taking long haul flights?

Patient or population: passengers on a long haul flight (more than 4 hours)

Setting: long haul flights

Intervention: wearing compression stockings¹

Comparison: not wearing stockings

Outcomes	Anticipated absolute effects* (95% CI)		Relative effect (95% CI)	Number of participants (studies)	Certainty of the evidence (GRADE)	Comments
	Risk with not wearing compression stockings	Risk with wearing compression stockings				
Symptomatic deep vein thrombosis (DVT) Follow-up period immediately post flight to 48 hours	0 participants developed symptomatic DVT in these studies		Not estimable	2821 (9 RCTs)	Not estimable ²	
Symptomless DVT Follow-up period immediately post flight to 48 hours	Low-risk population ³		OR 0.10 (0.04 to 0.25)	2637 (9 RCTs)	⊕⊕⊕⊕ HIGH	
	10 per 1000	1 per 1000 (0 to 3)				
	High-risk population ²					
	30 per 1000	3 per 1000 (1 to 8)				
Pulmonary embolism (PE) Follow-up period immediately post flight to 48 hours	0 participants developed symptomatic PE in these studies		Not estimable	2821 (9 RCTs)	Not estimable ²	
Death Follow-up period immediately post flight to 48 hours	0 participants died in these studies		Not estimable	2821 (9 RCTs)	Not estimable ²	

Superficial vein thrombosis	Study population		OR 0.45 (0.18 to 1.13)	1804 (8 RCTs)	⊕⊕⊕⊖ MODERATE ⁴	
Follow-up period immediately post flight to 48 hours	13 per 1000	6 per 1000 (2 to 15)				
Oedema	The mean oedema score ranged across control groups from		-	1246 (6 RCTs)	⊕⊕⊖⊖ LOW ⁵	It was not possible to pool data from an additional three studies (Broatch 2019; Hagan 2008; Loew 1998). These three reported reduced oedema post flight in the stocking group ⁶
Follow-up period immediately post flight Post flight values measured on a scale from 0 (no oedema) to 10 (maximum oedema)	6 to 9	The mean oedema score in the intervention groups was on average 4.7 lower (4.9 lower to 4.5 lower)				
Adverse effects arising from the use of compression stockings	The tolerability of the stockings was described as very good with no complaints of side effects in 4 studies		Not estimable	1182 (4 RCTs)	Not estimable	None of the trials reported adverse effects, apart from 4 cases of superficial vein thrombosis in varicose veins in the knee region that were compressed by the upper edge of the stocking in one trial. However, the meta-analysis of the data on this outcome from this trial and 7 others found a non-statistically significant difference (see above)
Follow-up period immediately post flight						

***The risk in the intervention group** (and its 95% confidence interval) is based on the assumed risk in the comparison group and the **relative effect** of the intervention (and its 95% CI).

CI: confidence interval; **DVT:** deep vein thrombosis; **PE:** pulmonary embolism; **OR:** odds ratio

GRADE Working Group grades of evidence

High certainty: we are very confident that the true effect lies close to that of the estimate of the effect

Moderate certainty: we are moderately confident in the effect estimate: the true effect is likely to be close to the estimate of the effect, but there is a possibility that it is substantially different

Low certainty: our confidence in the effect estimate is limited: the true effect may be substantially different from the estimate of the effect

Very low certainty: we have very little confidence in the effect estimate: the true effect is likely to be substantially different from the estimate of effect

¹ Stockings in the nine trials included in the meta-analysis were below-knee compression stockings. In four trials the compression strength was 20 to 30 mmHg at the ankle. It was 10 to 20 mmHg in the other four trials. One trial not included in the meta-analysis used graduated compression tights. See [Characteristics of included studies](#) for details.

² If there are very few or no events and the number of participants is large, judgement about the quality of evidence (particularly judgements about precision) may be based on the absolute effect. Here the quality rating may be considered 'high' if the outcome was appropriately assessed and the event, in fact, did not occur in 2821 studied participants.

³ Two trials recruited high-risk participants defined as those with previous episodes of DVT, coagulation disorders, severe obesity, limited mobility due to bone or joint problems, neoplastic disease within the previous two years, large varicose veins or, in one of the studies, participants taller than 190 cm and heavier than 90 kg. The incidence for seven

trials that excluded high-risk participants was 1.45% and the incidence for the two trials that recruited high-risk participants (with at least one risk factor) was 2.43%. We have rounded these off to 10 and 30 per 1000 respectively.

⁴ Downgraded by one level - the confidence interval crosses no difference and does not rule out a small increase.

⁵ Downgraded by two levels - the measurement of oedema was not validated or blinded to the intervention. All of these studies included in the meta-analysis were conducted by the same investigators.

⁶ In [Broatch 2019](#), calf girth was measured before and after travel; in [Hagan 2008](#), oedema was measured by calculating the change in ankle circumference before and after landing; stockings versus no stockings. [Loew 1998](#) used a clinical scale and between-individual comparison as the passengers wore a stocking on one leg only.

BACKGROUND

Description of the condition

Deep vein thrombosis (DVT) occurs where there is a partial or total blockage of the deep venous system of the body by blood clot, usually in the legs. The symptoms of DVT do not usually develop immediately and diagnosis can be problematic (Anand 1998). However, typical signs and symptoms of DVT, and associated superficial thrombophlebitis (tenderness caused by inflamed veins), may include redness of the lower legs, a swollen or painful calf or thigh, fever and discolouration of the skin over the affected area. If left untreated, people with DVT are at risk of developing a pulmonary embolism (when part of the clot/thrombus breaks away and lodges in the lungs), which can be fatal. In a review of medical records, for a population-based inception cohort of 2218 patients in Minnesota who had a DVT or pulmonary embolism between 1966 and 1990, Silverstein et al concluded that the annual incidence of DVT was 48 per 100,000 people and the figure for pulmonary embolism was 69 per 100,000 (Silverstein 1998). More recent articles report incidence rates for leg DVT alone ranging from 45 to 117 per 100,000 person-years (Cannegieter 2006; Heit 2016; Tagalakakis 2013).

Venous thrombosis related to air travel was first reported in 1954 in a 54-year old doctor, who developed DVT following a 14-hour flight (Homans 1954). In 1977, Symington called this condition 'economy class syndrome', believing that prolonged sitting in confined conditions was a major factor in developing venous thrombosis (Symington 1977). Recent publications report the risk of venous thromboembolism (VTE) is increased 1.5 to 3 fold (Timp 2015), by approximately two fold (Cannegieter 2006; WRIGHT project 2007), or four fold (Kuipers 2007), following long-haul travel. Kuipers and colleagues also reported that the "absolute risk of a symptomatic event within 4 weeks of flights longer than 4 h is 1/4600 flights" and "the risk of severe pulmonary embolism (PE) occurring immediately after air travel increases with duration of travel, up to 4.8 per million in flights longer than 12 h" (Kuipers 2007).

A number of factors have been suggested as possible causes of any increase in the risk of developing DVT when flying (Adi 2003). These can be classified as:

- travel-related: for example, prolonged immobilisation in narrow economy class seats with limited leg room, insufficient fluid intake, dehydration and low humidity (Giangrande 2001; Milne 1992); coagulation activation caused by immobilisation (Kuipers 2007),
- person-related: for example, hereditary or acquired prothrombotic clotting disorders, previous DVT, older age, recent surgery or trauma (particularly orthopaedic), cancer, smoking, pregnancy, chronic heart disease, obesity, extremes of height and use of oral contraceptives (Bihari 2001; Cannegieter 2006; Geroulakos 2001; Landgraf 1999).

Description of the intervention

It has been suggested that the use of compression stockings during long-haul flights may help to reduce the risk of developing DVT. It has also been suggested that standing up or walking around occasionally in flight, drinking plenty of water and performing leg-stretching exercises may also help to reduce a person's risk

(Geroulakos 2001). Aspirin and low-dose heparin have also been suggested as preventative strategies (Giangrande 2001). Another Cochrane review examines the effects of graduated compression stockings in patients at risk of developing DVT in hospitalised patients (Sachdeva 2014). The review analysed 19 randomised trials and showed that graduated compression stockings are effective in reducing the risk of developing DVT in hospitalised patients. Furthermore, a review of observational studies on the relationship between air travel and DVT also included a systematic review of randomised trials to prevent DVT. The reviewers did their search in September 2002 (Adi 2003) and found two randomised trials of wearing versus not wearing compression stockings (LONFLIT 2; Scurr 2001).

How the intervention might work

Compression stockings are thought to reduce the risk of DVT by exerting graduated pressure on the leg, with the pressure being greatest at the ankle. This, when combined with muscular activity in the limb, is thought to displace blood from the superficial venous system to the deep venous system. This, in turn, reduces blood stasis that can lead to clotting and increases the velocity and volume of blood flow in the deep venous system, thereby potentially preventing thrombosis (Sachdeva 2014).

Why it is important to do this review

There has been increased research interest in the issue of DVT in airline passengers in recent years. For example, as well as the review by Adi 2003 and Adi 2004 and another by Ansari 2005, the World Health Organization announced the launch of a research programme to investigate the relationship between air travel and venous thrombosis in May 2002 (WHO 2002). The findings of this report show that the increased risk of VTE observed in passengers on long-haul flights is due to extended periods of immobility. As the number of people taking long-haul flights is increasing, and as these passengers will have known or unknown thrombosis risk factors, they concluded that "air travel-related VTE is an important public health issue" (WRIGHT project 2007).

OBJECTIVES

To assess the effects of wearing compression stockings versus not wearing them for preventing DVT in people travelling on flights lasting at least four hours.

METHODS

Criteria for considering studies for this review

Types of studies

Randomised trials that compare people wearing compression stockings versus people not wearing them during flights lasting at least four hours. Randomised trials in which people wore a stocking on one leg and not the other are included for any leg-specific outcomes but are not eligible for any meta-analyses of outcomes (such as pulmonary embolism (PE) and death). This is because it would not be possible to know which leg had contributed to the particular outcome.

In future updates, we will only include studies which measure DVT (symptomatic or symptomless); studies which do not measure DVT will be excluded.

Types of participants

Any passenger on a flight of more than four hours' continuous duration. This includes people of both sexes, all ages, all risk factors, irrespective of any other interventions they may have used for the prevention of deep vein thrombosis (DVT). Flights in any direction are eligible, as are both daytime and night-time flights.

Types of interventions

The primary analyses are of unconfounded randomised trials in which the only difference between the groups is the allocation to wear, or not wear, compression stockings. This includes trials in which no other form of prevention was used, and trials in which other forms of prevention were available equally to both groups. If confounded randomised trials, in which some people were allocated to wear stockings and other people were allocated to an alternative form of prevention, had been found (none were), subsidiary analyses would have been performed for these.

Types of outcome measures

Primary outcomes

- Diagnosis of symptomatic or symptomless DVT (by ultrasound, venogram or isotope)

Secondary outcomes

- Diagnosis of pulmonary embolism (by ventilation perfusion lung scan, pulmonary angiogram, spiral computed tomography (CT) scanning, or postmortem examination)
- Death
- Superficial vein thrombosis
- Oedema
- Adverse effects arising from the use of compression stockings

Search methods for identification of studies

Electronic searches

The Cochrane Vascular Information Specialist conducted systematic searches of the following databases for randomised controlled trials and controlled clinical trials without language, publication year or publication status restrictions:

- the Cochrane Vascular Specialised Register via the Cochrane Register of Studies (CRS-Web searched from inception to 6 April 2020);
- the Cochrane Central Register of Controlled Trials (CENTRAL) Cochrane Register of Studies Online (CRSO 2020, issue 3);
- MEDLINE (Ovid MEDLINE® Epub Ahead of Print, In-Process & Other Non-Indexed Citations, Ovid MEDLINE® Daily and Ovid MEDLINE®) (searched from 1946 onwards (searched from 1 January 2017 to 1 April 2020));
- Embase Ovid (searched from 1 January 2017 to 1 April 2020);
- CINAHL Ebsco (searched from 1 January 2017 to 6 April 2020);
- AMED Ovid (searched from 1 January 2017 to 6 April 2020).

The Information Specialist modelled search strategies for other databases on the search strategy designed for CENTRAL. Where appropriate, they were combined with adaptations of the highly sensitive search strategy designed by the Cochrane Collaboration for identifying randomised controlled trials and controlled clinical trials (as described in the *Cochrane Handbook for Systematic*

Reviews of Interventions Chapter 6, Lefebvre 2011). Search strategies for major databases are provided in [Appendix 1](#).

The Information Specialist searched the following trials registries on 6 April 2020:

- the World Health Organization International Clinical Trials Registry Platform (who.int/trialsearch);
- ClinicalTrials.gov (clinicaltrials.gov/).

Searching other resources

We checked the bibliographies of relevant studies and reviews identified by the search to check for any additional trials. We also checked the website of the World Health Organization (WHO) (www.who.int/), for information on the ongoing WHO Research into Global Hazards of Travel project (WRIGHT project 2007).

Data collection and analysis

Selection of studies

For this update, two review authors (CB and MC) screened the titles and abstracts of all retrieved records to identify obvious exclusions (i.e. records that were found by our electronic searches but were clearly irrelevant to this review). We obtained full copies for reports that might relate to eligible studies and two review authors (CB and MC) assessed these to determine if they met the inclusion criteria for the review. CB and MC resolved any disagreements through discussion.

Data extraction and management

Using a pre-specified data extraction form, MC performed data extraction and CB confirmed this independently. Information extracted included:

- descriptive data for the people in the trial (including age, sex and all reported risk factors);
- details of the interventions (including type of compression stocking; the duration, direction and time of day of the flight; and any additional interventions for the prevention of deep vein thrombosis or confounding interventions);
- outcomes, as described in [Types of outcome measures](#) above.

Assessment of risk of bias in included studies

Two review authors (MC, CB) independently evaluated the eligible study for quality, using Cochrane's tool for assessing risk of bias (Higgins 2011). This tool provides judgements made on six domains, which include randomisation sequence generation, allocation concealment methods, blinding (participants, personnel and outcome assessors), incomplete outcome data, selective outcome reporting, and any other relevant biases. The two investigators performed evaluations of low risk, unclear risk, or high risk for each domain for every included study and resolved any disagreements through discussion.

Measures of treatment effect

For dichotomous outcomes we calculated odds ratios (ORs) with 95% confidence intervals (CIs). For continuous data, we planned a meta-analysis using mean differences (MD) with standard deviations (SDs) and 95% CIs.

Unit of analysis issues

The unit of analysis for this review was the individual participant. One trial randomly allocated passengers to wear a stocking on one leg during an outward flight and on the other leg on the return journey. Only leg-specific outcome data were used in this case.

Dealing with missing data

We based analysis on an intention-to-treat basis and therefore all randomised participants of interest from the included studies were to be included in the analysis. Where data were missing, we investigated if these were described within the reports and if evenly distributed between the groups.

Assessment of heterogeneity

Statistical heterogeneity was assessed both visually within the forest plots and by using the I^2 statistic as described in Chapter 9 of Higgins 2011. Heterogeneity was taken to be substantial with an I^2 value of 50% to 75% and considerable with an I^2 value of 75% or more.

Assessment of reporting biases

If sufficient trials had been identified we intended to assess reporting bias using a funnel plot. As fewer than 10 studies reported on any one outcome this was not possible for this 2021 update.

Data synthesis

The decision about whether or not to combine the results of individual studies depended on an assessment of heterogeneity. The studies were assessed for homogeneity of study design and when they were judged to be sufficiently homogeneous in their design, a meta-analysis was carried out and the statistical heterogeneity was assessed. The preferred statistical analysis was the OR and the fixed-effect model, using the statistical software in Cochrane's Review Manager software (Review Manager 2020), but other analyses were considered in the light of the very low event rates in the included studies. If considerable heterogeneity was detected we planned to use the random-effects model.

As noted above, unconfounded trials (i.e. allocation to wearing stockings versus not wearing them with no other differences between the groups) would have been analysed separately from confounded trials (i.e. allocation to wearing stockings versus

another intervention), if any of the latter had been found (none were found).

Subgroup analysis and investigation of heterogeneity

If sufficient data had been available, subgroup analyses would have been performed separating participants into different groups on the basis of risk of DVT and into different time periods following the flight, with the main focus of the analyses expected to be the period within one week of the flight. However, no data were available from the trials for outcomes measured beyond this period of follow-up.

Sensitivity analysis

We carried out sensitivity analysis using both RevMan and Stata, to determine if the results of the meta-analysis were robust due to the small or low overall event rate in some of the included trials.

Summary of findings and assessment of the certainty of the evidence

A table summarising the best evidence of relevant outcomes was constructed for comparison of compression stockings versus not wearing compression stockings. Study populations consisting of passengers at low or medium risk and high risk of developing DVTs were considered. The most important and clinically relevant outcomes (both desirable and undesirable) that were thought to be essential for decision-making were selected for the Summary of findings 1. These are described in the Types of outcome measures and include symptomatic and symptomless DVT; PE; death; superficial vein thrombosis; oedema and adverse effects from the use of compression stockings. Assumed control intervention risks were calculated by the mean number of events in the control groups of the selected studies for each outcome. The system developed by the GRADE working group was used for grading the quality of evidence as high, moderate, low and very low, based on within-study risk of bias, directness of evidence, heterogeneity, precision of effects estimates, and risk of population bias (GRADE 2004). We used GRADEpro software to create the 'Summary of findings' table (Gradepro GDT).

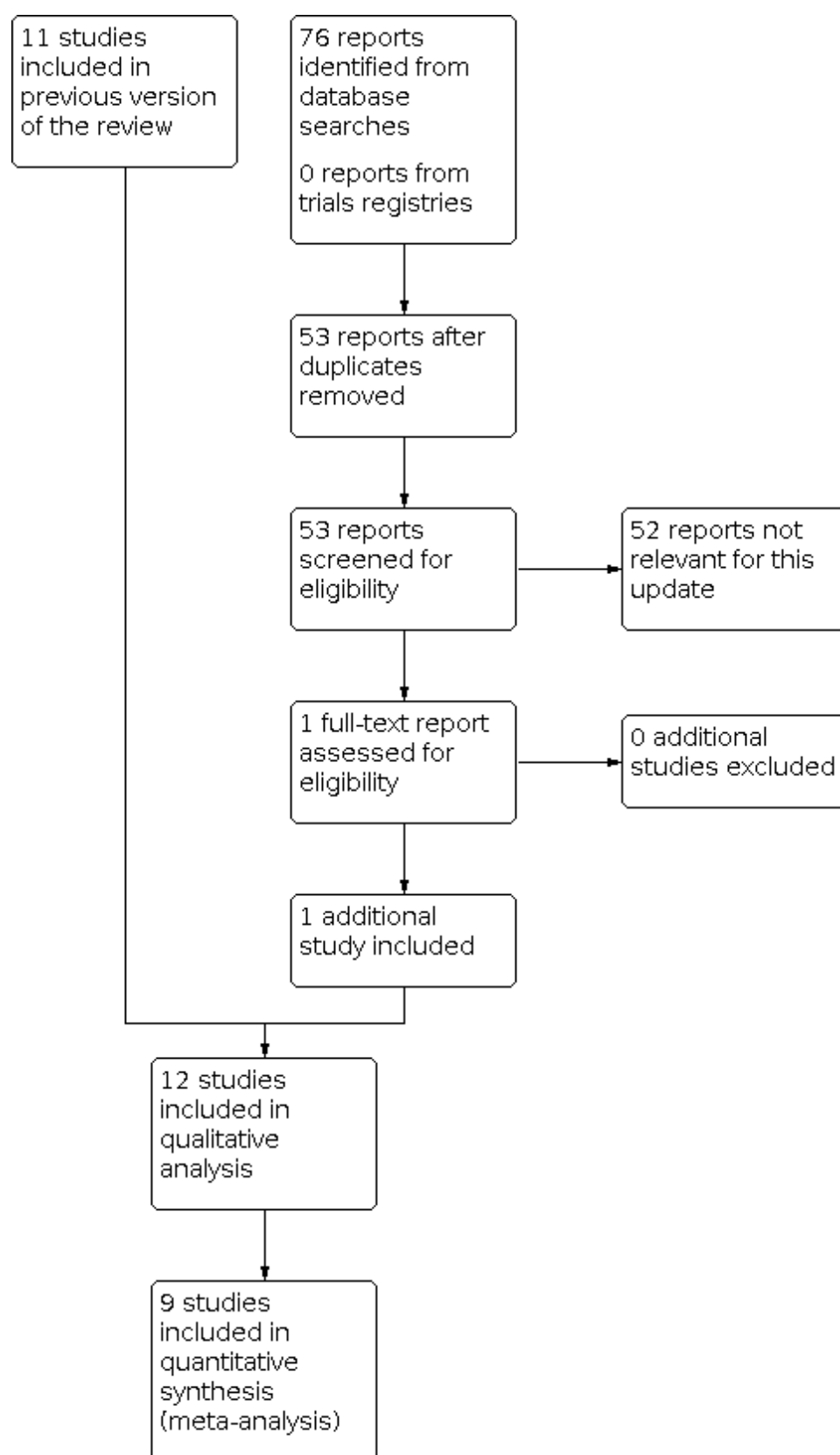
RESULTS

Description of studies

Results of the search

See Figure 1.

Figure 1. Study flow diagram.



Included studies

For this update we included one additional study: [Broatch 2019](#). Therefore in total we identified 12 randomised controlled trials with a combined total of 2918 participants that were eligible for this review ([Broatch 2019](#); [Hagan 2008](#); [Loew 1998](#); [LONFLIT 2](#); [LONFLIT 4 - Kendall 1](#); [LONFLIT 4 - Kendall 2](#); [LONFLIT 4 - Scholl 1](#); [LONFLIT 4 - Scholl 2](#); [LONFLIT 4 - Traveno 1](#); [LONFLIT 4 - Traveno 2](#); [LONFLIT 5](#); [Scurr 2001](#)).

There were 11 unconfounded trials in which participants were allocated to either wear stockings on both legs or neither ([Broatch 2019](#); [Hagan 2008](#); [LONFLIT 2](#); [LONFLIT 4 - Kendall 1](#); [LONFLIT 4 - Kendall 2](#); [LONFLIT 4 - Scholl 1](#); [LONFLIT 4 - Scholl 2](#); [LONFLIT 4 - Traveno 1](#); [LONFLIT 4 - Traveno 2](#); [LONFLIT 5](#); [Scurr 2001](#)). Eight of these trials were part of the LONFLIT series of studies into the incidence and prevention of DVT in air travel. These studies were done by an international group of researchers, with investigators in Pescara (Italy), London and Melbourne; further details about the group are available in the articles referenced in this review.

Six of the studies were different parts of LONFLIT 4 ([LONFLIT 4 - Kendall 1](#); [LONFLIT 4 - Kendall 2](#); [LONFLIT 4 - Scholl 1](#); [LONFLIT 4 - Scholl 2](#); [LONFLIT 4 - Traveno 1](#); [LONFLIT 4 - Traveno 2](#)). The other four trials were [LONFLIT 2](#), [LONFLIT 5](#) and the trials by [Scurr 2001](#) and [Hagan 2008](#). See the [Characteristics of included studies](#) for details.

A total of 2883 participants were randomised in the 11 unconfounded trials identified. Eight of the trials recruited a total of 1598 participants who were judged to be at low or medium risk of a DVT ([Hagan 2008](#); [LONFLIT 4 - Kendall 1](#); [LONFLIT 4 - Kendall 2](#); [LONFLIT 4 - Scholl 1](#); [LONFLIT 4 - Scholl 2](#); [LONFLIT 4 - Traveno 1](#); [LONFLIT 4 - Traveno 2](#); [Scurr 2001](#)). These studies excluded passengers with previous episodes of DVT, coagulation disorders, limited mobility due to bone or joint problems, neoplastic disease, varicose veins or participants taller than 190 cm and heavier than 90 kg, those advised to wear graduated compression tights in flight, or on medication for cardiovascular disease, diabetes or hypertension. [Broatch 2019](#) did not specify if the participants in their study were low risk, or describe any exclusion criteria, but participants were 'elite athletes' and the study authors discuss the increased risk of VTE 'as a result of the large volume and high-intensity exercise typically performed'. The other two trials recruited a total of 1273 high-risk participants ([LONFLIT 2](#); [LONFLIT 5](#)). [LONFLIT 5](#) excluded participants taller than 190 cm, or weighing more than 90 kg, or having recent/presence of thrombosis, severe bone, joint, or mobility problems, severe hypertension, or clinical disease requiring treatment. The exclusion criteria of [LONFLIT 2](#) were not clear. The LONFLIT trials were reported to have been conducted during 2001 to 2003. The Scurr trial was described as ongoing in a report published in early 2001 ([Scurr 2001a](#)); but the actual start and finish dates for recruitment were not reported ([Scurr 2001b](#)). [Hagan 2008](#) was conducted between April and October 2006. In all the trials the flight duration was at least five hours and passengers allocated to wear stockings were told to wear these for the duration of the flight. In the [LONFLIT 2](#) trial,

participants were advised to put the stockings on 6 to 10 hours before the flight. In the other trials they were advised to put them on within a few hours before the flight.

All unconfounded trials, except [Broatch 2019](#) and [Hagan 2008](#), assessed incidence of symptomless DVT within a few days of the flight but information on the assessment of symptomatic DVT, pulmonary embolism and death is not reported for all of them. Symptomless DVT was assessed by ultrasound ([LONFLIT 2](#); [LONFLIT 4 - Kendall 1](#); [LONFLIT 4 - Kendall 2](#); [LONFLIT 4 - Scholl 1](#); [LONFLIT 4 - Scholl 2](#); [LONFLIT 4 - Traveno 1](#); [LONFLIT 4 - Traveno 2](#); [Scurr 2001](#)) or D-dimer testing and fibrinogen tests ([LONFLIT 5](#)).

Nine trials used below-knee compression stockings ([LONFLIT 2](#); [LONFLIT 4 - Kendall 1](#); [LONFLIT 4 - Kendall 2](#); [LONFLIT 4 - Scholl 1](#); [LONFLIT 4 - Scholl 2](#); [LONFLIT 4 - Traveno 1](#); [LONFLIT 4 - Traveno 2](#); [LONFLIT 5](#); [Scurr 2001](#)). In four trials the compression strength was 20 to 30 mmHg at the ankle ([LONFLIT 2](#); [LONFLIT 4 - Kendall 1](#); [LONFLIT 4 - Kendall 2](#); [Scurr 2001](#)). The compression strength was 10 to 20 mmHg in a further five trials ([LONFLIT 4 - Scholl 1](#); [LONFLIT 4 - Scholl 2](#); [LONFLIT 4 - Traveno 1](#); [LONFLIT 4 - Traveno 2](#); [LONFLIT 5](#)). [Hagan 2008](#) used full leg length stockings (tights) with compression strength of about 5 mmHg at the ankle, 17 to 20 mmHg at the calf, 10 mmHg above the knee and 4 mmHg at the buttocks. [Broatch 2019](#) used knee-high sports compression socks with 23 ± 11 mmHg at the calf, and between 19 and 22 (± 8) mmHg at the ankle.

In addition to the 11 unconfounded trials, we found one trial ($n = 35$) in which participants were randomly allocated to wear a stocking on one leg during an outward flight and on the other leg on the return journey. This trial used class II compression stockings, with the flights lasting approximately 14.5 hours. Participants were also randomised to receive dried vine leaves (Antistax) versus diuretics versus no drugs. However, owing to the strong effect of the diuretics on the outward flight, these were not used on the return journey and results of the effects of the stocking on the return flight were reported for the nine patients this affected ([Loew 1998](#)).

We also identified two conference abstracts for studies from the LONFLIT group which reported on research involving 420 high-risk participants comparing stockings versus low molecular weight heparin versus control ([Belcaro 2002a](#)), and 400 high-risk participants comparing aspirin versus low molecular weight heparin versus low molecular weight heparin and stockings versus control ([Belcaro 2002b](#)). However, correspondence with the first author of these abstracts, Gianni Belcaro, in 2005 suggests that the relevant data from these comparisons have been used within our analyses for the LONFLIT trials described above.

Excluded studies

No additional studies were excluded for the 2021 update. One trial was excluded previously as it was not randomised ([Iwama 2002](#)).

Risk of bias in included studies

See [Figure 2](#) and [Figure 3](#).

Figure 2. 'Risk of bias' graph: review authors' judgements about each risk of bias item presented as percentages across all included studies.

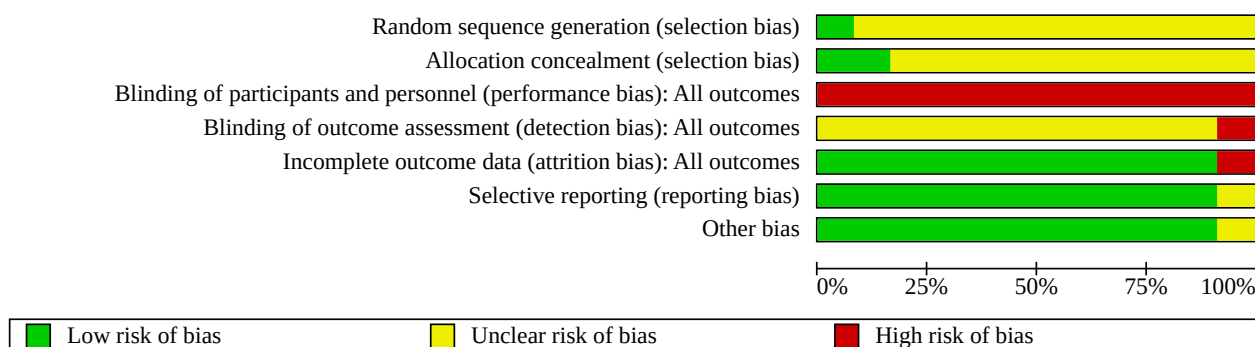


Figure 3. 'Risk of bias' summary: review authors' judgements about each risk of bias item for each included study.

	Random sequence generation (selection bias)	Allocation concealment (selection bias)	Blinding of participants and personnel (performance bias): All outcomes	Blinding of outcome assessment (detection bias): All outcomes	Incomplete outcome data (attrition bias): All outcomes	Selective reporting (reporting bias)	Other bias
Broatch 2019	?	?	-	?	+	+	+
Hagan 2008	+	+	-	-	+	+	+
Loew 1998	?	?	-	?	+	+	+
LONFLIT 2	?	?	-	?	-	+	+
LONFLIT 4 - Kendall 1	?	?	-	?	+	+	+
LONFLIT 4 - Kendall 2	?	?	-	?	+	+	+
LONFLIT 4 - Scholl 1	?	?	-	?	+	+	+
LONFLIT 4 - Scholl 2	?	?	-	?	+	+	+
LONFLIT 4 - Traveno 1	?	?	-	?	+	+	+
LONFLIT 4 - Traveno 2	?	?	-	?	+	+	+
LONFLIT 5	?	?	-	?	+	+	+
Scurr 2001	?	+	-	?	+	?	?

All 12 trials were described as randomised but only [Hagan 2008](#) provided sufficient information to be judged as being at low risk of selection bias ([Broatch 2019](#); [Hagan 2008](#); [Loew 1998](#); [LONFLIT 2](#); [LONFLIT 4 - Kendall 1](#); [LONFLIT 4 - Kendall 2](#); [LONFLIT 4 - Scholl 1](#); [LONFLIT 4 - Scholl 2](#); [LONFLIT 4 - Traveno 1](#); [LONFLIT 4 - Traveno 2](#); [LONFLIT 5](#); [Scurr 2001](#)). All 12 trials were at high risk of bias as they did not blind the participants to which group they had been randomised. All trials, except [Broatch 2019](#), reported some losses to follow-up mostly due to poor compliance or flight connection problems.

Allocation

Only [Hagan 2008](#) was judged as being at low risk of bias for random sequence generation and allocation concealment. [Scurr 2001](#) was judged as being at low risk of allocation concealment but did not provide adequate information on the randomisation method used. All the remaining trials provided insufficient information on these domains and were therefore assessed as being at unclear risk of selection bias ([Broatch 2019](#); [Loew 1998](#); [LONFLIT 2](#); [LONFLIT 4 - Kendall 1](#); [LONFLIT 4 - Kendall 2](#); [LONFLIT 4 - Scholl 1](#); [LONFLIT 4 - Scholl 2](#); [LONFLIT 4 - Traveno 1](#); [LONFLIT 4 - Traveno 2](#); [LONFLIT 5](#)).

Blinding

Given the intervention was to wear or not wear a compression stocking or stockings it was not possible to blind the passengers. All studies were assessed as being at high risk of performance bias given the subjective nature of some of the outcomes. Blinding of outcome assessment was not described in nine studies. [Scurr 2001](#) described adequate blinding techniques for DVT detection only and so was assessed as being at low risk of detection bias for this outcome, but unclear overall. [Hagan 2008](#) was at high risk of detection bias as outcomes were self-reported. The remaining ten trials did not describe outcome assessment in sufficient detail and so were at an unclear risk of detection bias ([Broatch 2019](#); [Loew 1998](#); [LONFLIT 2](#); [LONFLIT 4 - Kendall 1](#); [LONFLIT 4 - Kendall 2](#); [LONFLIT 4 - Scholl 1](#); [LONFLIT 4 - Scholl 2](#); [LONFLIT 4 - Traveno 1](#); [LONFLIT 4 - Traveno 2](#); [LONFLIT 5](#)).

Incomplete outcome data

See the table 'Characteristics of included studies' for details on losses to follow-up in each trial. In summary, all trials except [Broatch 2019](#), reported losses to follow-up, largely due to poor compliance or flight connection problems. Outcome data were typically unavailable for less than 10% of participants, with only [LONFLIT 4 - Traveno 2](#) (19 of 165, 12%) and [Scurr 2001](#) (31 of 231, 13%) reporting higher losses than this in trials of wearing stockings on both legs versus neither but numbers were similar between the treatment and control groups. In [LONFLIT 2](#), 52 of 885 (6%) of participants were lost to follow-up but it is not clear if these were evenly distributed between the groups, so [LONFLIT 2](#) was given a high risk of bias judgement.

Selective reporting

Eleven included studies reported on all the expected outcomes and were judged as being at low risk of reporting bias ([Broatch 2019](#); [Hagan 2008](#); [Loew 1998](#); [LONFLIT 2](#); [LONFLIT 4 - Kendall 1](#); [LONFLIT 4 - Kendall 2](#); [LONFLIT 4 - Scholl 1](#); [LONFLIT 4 - Scholl 2](#); [LONFLIT 4 - Traveno 1](#); [LONFLIT 4 - Traveno 2](#); [LONFLIT 5](#)). [Scurr 2001](#) did not pre-specify what outcomes they would measure and only reported

on DVT. This domain was therefore assessed as being at an unclear risk of bias.

Other potential sources of bias

A gender imbalance between the compression stockings and no compression stockings group (70% female versus 53% respectively) was reported in [Scurr 2001](#). It is not clear if this could affect the outcomes. No other potential sources of bias were identified.

Effects of interventions

See: [Summary of findings 1 Compression stockings compared with no compression stockings for people taking long haul flights](#)

Symptomatic deep vein thrombosis

None of the 2821 participants in the nine trials of wearing compression stockings on both legs versus neither were reported to have developed a symptomatic DVT. [Broatch 2019](#) and [Hagan 2008](#) did not report on this outcome.

Symptomless deep vein thrombosis

Of the 2821 participants randomised into the nine trials of wearing compression stockings on both legs versus not wearing them, follow-up data were available for 2637 ([LONFLIT 2](#); [LONFLIT 4 - Kendall 1](#); [LONFLIT 4 - Kendall 2](#); [LONFLIT 4 - Scholl 1](#); [LONFLIT 4 - Scholl 2](#); [LONFLIT 4 - Traveno 1](#); [LONFLIT 4 - Traveno 2](#); [LONFLIT 5](#); [Scurr 2001](#)). Among these, 50 people were reported to have developed a symptomless DVT, which was detected by the investigations done within the trials, either using ultrasound or D-dimer testing and fibrinogen tests. Three of these people had been allocated to wear stockings and the remaining 47 people were not wearing stockings.

In three of the nine trials, no symptomless DVTs were found in any of the participants, regardless of whether they wore compression stockings or not ([LONFLIT 4 - Kendall 1](#); [LONFLIT 4 - Traveno 1](#); [LONFLIT 4 - Traveno 2](#)). The overall incidence of symptomless DVT was 2.43% in the two trials that recruited high-risk participants (29 among the 1191 participants with follow-up, distributed as follows: three in the compression stockings group and 26 in the no compression stockings group) and 1.45% in the seven trials that recruited people judged to be at low or medium risk (21 among the 1446 participants with follow-up: two in the compression stockings group and 19 in the no compression stockings group).

There was no evidence of statistical heterogeneity among the results of the trials and the combined estimate of the effect of wearing compression stockings versus not wearing them is an OR of 0.10 (95% CI 0.04 to 0.25, $P < 0.001$, high-quality evidence). However, because of the very low overall event rate, the fact that some trials had zero events and the fact that some trials had a small number of events in one group and none in the other, we explored the stability of this result depending upon the assumptions made when calculating estimate of effect.

The default method used to calculate an OR in [Review Manager 2020](#) is the Mantel-Haenszel method, which adds a continuity correction of 0.5 to groups in which there were no events. This may be too high for the present circumstances. Statistical work on continuity corrections in meta-analyses of sparse data has concluded that the "Mantel-Haenszel summary estimates using the alternative continuity correction factors gave the least

biased results for all group size imbalances. Logistic regression was virtually unbiased for all scenarios and gave good coverage properties. The Peto method provided unbiased results for balanced treatment groups but bias increased with the ratio of the study arm sizes. The Bayesian fixed-effect model provided good coverage for all group size imbalances. The two alternative continuity corrections outperformed the constant correction factor in nearly all situations. The inverse variance method performed consistently badly, irrespective of continuity correction used." (*Sweeting 2004*).

It is not possible to explore this further using the statistical tools available in *Review Manager 2020* so we performed sensitivity analyses using Stata, using the Mantel-Haenszel method with various small continuity corrections, logistic regression and the Peto method for comparison. These special analyses were done using data from an earlier version of our meta-analysis that had slightly fewer events and a smaller number of participants from the *LONFLIT 5* trial, and an overall estimate of effect of 0.07 (0.02 to 0.22). However, the general finding that the choice of analysis technique makes little important difference to the overall conclusions would still hold. The recalculated ORs using the Mantel-Haenszel method converged to a steady level of 0.04 (95% confidence interval 0.01 to 0.18) as the continuity correction was diminished to zero. This was identical to the one obtained using logistic regression. The result using the Peto method was 0.15 (95% confidence interval 0.09 to 0.28, $P < 0.001$). *Broatch 2019* and *Hagan 2008* did not report on this outcome.

Pulmonary embolism

None of the 2821 participants in the nine trials of wearing stockings on both legs versus neither were reported to have developed a pulmonary embolism. *Broatch 2019* and *Hagan 2008* did not report on this outcome.

Death

None of the 2821 participants in the nine trials of wearing stockings on both legs versus neither were reported to have died. *Broatch 2019* and *Hagan 2008* did not report on this outcome.

Superficial vein thrombosis

Eight trials (1804 participants with follow-up) assessed superficial vein thrombosis (*LONFLIT 4 - Kendall 1*; *LONFLIT 4 - Kendall 2*; *LONFLIT 4 - Scholl 1*; *LONFLIT 4 - Scholl 2*; *LONFLIT 4 - Traveno 1*; *LONFLIT 4 - Traveno 2*; *LONFLIT 5*; *Scurr 2001*). Sixteen people developed superficial vein thrombosis: four in the compression stockings group and 12 in the no compression stockings group (OR 0.45, 95% CI 0.18 to 1.13, $P = 0.09$; 1804 participants, 8 studies; $I^2 = 38\%$; moderate-quality evidence). All four in the compression stockings group were in the *Scurr 2001* trial, which noted that these occurred in varicose veins in the knee region which were compressed by the upper edge of the stocking (*Scurr 2001b*). No superficial vein thromboses were found in the control group of the *Scurr 2001* trial.

Oedema

Of the included studies, only *Broatch 2019*, *Hagan 2008*, *Loew 1998* and the *LONFLIT 4* trials reported assessments of leg oedema (*LONFLIT 4 - Kendall 1*; *LONFLIT 4 - Kendall 2*; *LONFLIT 4 - Scholl 1*; *LONFLIT 4 - Scholl 2*; *LONFLIT 4 - Traveno 1*; *LONFLIT 4 - Traveno 2*). The six separate randomised *LONFLIT* comparisons measured

oedema using a score based on oedema tests, ankle circumference and volume, and swelling and discomfort as assessed by the participant. The score had a maximum (worst) value of 10 and was assessed before and after the flight. Within each comparison, the randomised groups had similar oedema scores before the flight (mean values of approximately 1), and the final values (rather than a change score) are used in our analyses. These final values were approximately 2 or 3 for people in the compression stockings group, compared to 6 to 9 in the group allocated not to wear compression stockings. As reported by the trialists, each of the randomised comparisons showed a significant reduction in oedema in their own right, both on objective measures and on subjective measures reported by the participants. In each comparison, there was a small increase in oedema for participants in the compression stockings group but a much larger increase for the no compression stockings group. The longer flights showed the greatest differences between the randomised groups. When combined, although there is significant heterogeneity among the results of the individual comparisons, the overall result clearly indicates a large and significant benefit for passengers who were allocated to wear compression stockings, compared to those allocated not to wear them (MD -4.72, 95% CI -4.91 to -4.52; 1246 participants, 6 studies; $I^2 = 92\%$; $P < 0.001$; low-quality evidence).

In the *Hagan 2008* trial, oedema was measured by calculating the change of ankle circumference (before and after landing) between those wearing compression stockings versus those not wearing compression stockings. *Hagan 2008* reported that there was a decrease in ankle swelling compared with not wearing compression stockings (MD -0.19 cm, 95% CI -0.33 to -0.065 cm; $P = 0.012$).

The *Loew* trial also studied oedema, within its randomised between-individual comparison of wearing a compression stocking on one leg only (*Loew 1998*). These trialists assessed clinical oedema using a three point scale: 1 = none; 2 = slight; 3 = definite. They found that the leg on which a compression stocking was worn had less oedema than the other leg, and reported "oedema was most significant in the non-stockinged leg". Before flying, the oedema ratings were none: 56, slight: 5 and definite: 0 for the leg on which a stocking would be worn compared to 57, 4 and 0 respectively for the other leg. After the flight, the scores for the leg on which a stocking had been worn had worsened slightly to none: 48, slight: 10, definite: 3; but the scores for the other leg were much worse at none: 30, slight: 22 and definite: 9.

In *Broatch 2019*, oedema was reported as calf girth. Measurements (cm) were obtained during baseline testing and after travel. They found a small reduction ($1.7 \pm 1.9\%$; effect size = 0.44 ± 0.51) in right calf girth for the participants who wore compression socks during the 9.5 hours of air travel.

It was not possible to pool the data from *Broatch 2019*, *Hagan 2008* and *Loew 1998* with data from the *LONFLIT 4* trials due to different methods used to measure oedema.

Adverse effects arising from the use of compression stockings

Some of the reports of the *LONFLIT* trials commented on possible adverse effects resulting from wearing compression stockings. In these reports, the tolerability of the stockings was described as very good with no complaints of side effects (*LONFLIT 4 - Scholl 1*; *LONFLIT 4 - Scholl 2*; *LONFLIT 4 - Traveno 1*; *LONFLIT 5*). None of the other trials reported adverse effects of wearing the stockings, apart

from the effect on superficial vein thrombosis in the [Scurr 2001](#) trial, as noted above. [Broatch 2019](#) used a Jet Lag Questionnaire which assessed participants' alertness, mood, fatigue, muscle soreness, motivation, and overall health. Muscle soreness was reported to be improved in the compression group compared to the control group during travel with no adverse effects mentioned.

DISCUSSION

Summary of main results

This review provides relatively precise estimates for a very large reduction in symptomless DVT among airline passengers who were allocated to wear compression stockings compared to those allocated not to wear such stockings.

The choice of statistical analysis — in the circumstances we encountered of having rare events that are very unevenly distributed between the treatment groups — is potentially controversial. However, as shown in the results section, whichever method is used there is a clear effect of wearing stockings compared to not wearing them, equivalent to the odds of a symptomless DVT being decreased by approximately 90% (high-certainty evidence). This might relate to, for example, a reduction in the risk of a symptomless deep vein thrombosis from about 10 to 30 per 1000 to 1 to 3 per 1000 long-haul passengers. There is also a large reduction in leg oedema associated with the wearing of stockings although the certainty of the evidence for this was deemed to be low. There is moderate-certainty evidence that superficial vein thrombosis may be reduced if passengers wear compression stockings. The studies reported no cases of symptomatic DVT, PE or deaths.

There is no robust evidence to indicate that the different types of stockings assessed in the trials included in this review vary in their effects, nor that particular subgroups of people similar to those in these trials would not experience this benefit from wearing these stockings. A reliable investigation of these issues would require larger randomised trials, direct randomisation of different types of stockings and trials in which a wider range of participants are recruited. There also does not appear to be any significant increase in adverse effects associated with wearing the stockings in the types of people assessed.

Overall completeness and applicability of evidence

The relevance of the substantial reduction in symptomless DVT for outcomes such as death, pulmonary embolism and symptomatic deep vein thrombosis cannot be assessed from this review because there were no such events in any of the included trials. This may be because the trials involved special additional tests on all participants which, by identifying symptomless DVT, may have led to effective management and thereby prevented more serious consequences. It is also possible that death, pulmonary embolism and symptomatic DVT would have been so rare among the people in these trials that, even without the special diagnostic tests and subsequent treatments, no such events would have been recorded. Randomised trials to assess these outcomes would likely need to include a very large number of people. Therefore, this review provides a clear guide to the large effects of compression stockings on reducing symptomless DVT and oedema, but is unable to assess the impact this has on outcomes that might be judged of more relevance to airline passengers and the people who care for them.

Quality of the evidence

This review provides high-certainty evidence that wearing graduated compression stockings reduces the risk of developing a symptomless DVT when travelling on a long-haul flight (over four hours). There is moderate-certainty evidence that wearing compression stockings may reduce risk of developing superficial vein thrombosis. The certainty of evidence was downgraded because the confidence interval crosses no difference and does not rule out a small increase. Post-flight oedema was reduced in passengers who wore compression stockings but we have graded the certainty of this evidence as low. This is because the measurement technique used in the pooled data was not blinded or validated, and was carried out by the same investigators. As the methods from a further three studies used were different, we were unable to pool the data. However these additional studies also reported reduced oedema in passengers (or a leg) wearing compression stockings. As discussed above, we were unable to assess the certainty of the evidence for the outcomes of PE, death and symptomatic DVT as no events occurred.

Potential biases in the review process

The search used was comprehensive and we have included all relevant studies. However, the possibility remains that some relevant trials may have been missed. Two review authors independently performed study selection and data extraction in order to minimise bias in the review process. The inclusion and exclusion criteria set out in the protocol were strictly adhered to in order to limit subjectivity ([Clarke 2003](#)). We followed Cochrane processes as described by [Higgins 2011](#) for assessing the risk of bias. Our analyses are based mainly on assessments of symptomless DVT which were identified through special tests and, if found, led to additional interventions for the participants. The reliability of the diagnosis of symptomless DVT is dependent on the quality of the test used. This can lead to different rates of false positives and false negatives for different tests. However, because we used randomised trials in which the assessment of participants in both groups of each trial involved the same diagnostic technique, the possibility of mis-diagnosis will have been the same for both groups and will not have introduced bias within the trials.

Agreements and disagreements with other studies or reviews

We are aware of other systematic reviews on this topic. [Hsieh 2005](#) appears to have used similar methods to us and did not find any eligible studies that we had not already identified. [Philbrick 2007](#) included case-control studies, cohort studies and randomised controlled trials which reported on travel as a risk factor for VTE; or tested preventive measures (including pharmacological agents) for travel-related VTE. They concluded that compression stockings "prevented travel-related VTE ($P < 0.05$ in 4 of 6 studies)". One cross-over trial compared intermittent pneumatic compression devices, compression stockings and periodic exercise in participants who were immobilised for eight hours (to mimic long-haul travel, [Coppens 2007](#)). Similar to our findings, this study reported that compression stockings decreased the amount of oedema experienced by wearers and suggested that this may play a role in preventing VTE.

AUTHORS' CONCLUSIONS

Implications for practice

High-certainty evidence shows that airline passengers similar to those in the trials in this review can expect a substantial reduction in their risk of a symptomless DVT if they wear compression stockings. Wearing stockings might reduce the incidence of this outcome from a few tens per thousand passengers, to two or three per thousand. There is moderate-certainty evidence that superficial vein thrombosis may be reduced if passengers wear compression stockings. Low-certainty evidence shows that passengers who wear stockings will also experience less oedema in their legs. However, this review is unable to identify whether these effects of wearing stockings translate into effects on outcomes such as death, pulmonary embolism and symptomatic DVT.

Implications for research

This review shows that the question of the effects on symptomless DVT of wearing versus not wearing compression stockings in the

types of people studied in these trials should now be regarded as answered. Further research may be justified to investigate the relative effects of different strengths of stockings or of stockings compared to other preventative strategies. Further randomised trials to address the remaining uncertainty about the effects of wearing versus not wearing compression stockings on outcomes such as death, pulmonary embolism and symptomatic DVT would need to be large. As suggested by [Adi 2004](#), a study to assess whether airline travel itself is associated with an increased risk of symptomatic DVT might require several tens of thousands of participants and so a randomised trial to investigate a preventative strategy would probably require a sample size at least this large.

ACKNOWLEDGEMENTS

We dedicate this update to our good friend and colleague, Monica Kjeldstrom, who was an author on the protocol and first version of this review but died too young in 2014.

REFERENCES

References to studies included in this review

Broatch 2019 {published data only}

Broatch JR, Bishop DJ, Zadow EK, Halson S. Effects of sports compression performance, physiological, and hematological alterations after travel in elite female volleyballers. *Journal of Strength and Conditioning Research* 2019;**33**(2):492-501.

Hagan 2008 {published data only}

Hagan MJ, Lambert SM. A randomised crossover study of low ankle pressure graduated-compression tights in reducing flight-induced ankle oedema. *Medical Journal of Australia* 2008;**188**(2):81-4.

Loew 1998 {published data only}

Loew D, Gerlach HE, Altenkamper KH, Schneider B. Effect of long-distance flights on oedema of the lower extremities. *Phlebology* 1998;**13**(2):64-7.

LONFLIT 2 {published and unpublished data}

Belcaro G, Geroulakos G, Bucci M, Kennet AM, Winford M, Cesarone MR, et al. Venous thromboembolism from air travel. The LONFLIT Studies. *Circulation* 2001;**104**(17 Suppl 2):824.

Belcaro G, Geroulakos G, De Sanctis M, Nicolaides AN, Incandela L, Cesarone MR, et al. Prevention of deep venous thrombosis on long-haul flights. *Journal of the American College of Cardiology* 2002;**39**:212A.

* Belcaro G, Geroulakos G, Nicolaides AN, Myers KA, Winford M. Venous thromboembolism from air travel: the LONFLIT study. *Angiology* 2001;**52**(6):369-74.

LONFLIT 4 - Kendall 1 {published and unpublished data}

Cesarone MR, Belcaro G, Errichi BM, Nicolaides AN, Geroulakos G, Ippolito E, et al. The LONFLIT4 Concorde Deep Venous Thrombosis and Edema Study: prevention with travel stockings. *Angiology* 2003;**54**(2):143-54.

LONFLIT 4 - Kendall 2 {published and unpublished data}

Cesarone MR, Belcaro G, Errichi BM, Nicolaides AN, Geroulakos G, Ippolito E, et al. The LONFLIT4 Concorde Deep Venous Thrombosis and Edema Study: prevention with travel stockings. *Angiology* 2003;**54**(2):143-54.

LONFLIT 4 - Scholl 1 {published and unpublished data}

Belcaro G, Cesarone MR, Shah SS, Nicolaides AN, Geroulakos G, Ippolito E, et al. Prevention of edema, flight microangiopathy and venous thrombosis in long flights with elastic stockings. A randomized trial: The LONFLIT 4 Concorde Edema-SSL Study. *Angiology* 2002;**53**(6):635-45.

LONFLIT 4 - Scholl 2 {published and unpublished data}

Belcaro G, Cesarone MR, Geroulakos G, Nicolaides AN, Griffin M, Asahi M, et al. Prevention of long-haul flight-thrombosis with anti-thrombotic flight-stockings. *Circulation* 2003;**108**(17 Suppl):786.

* Belcaro G, Cesarone MR, Shah SS, Nicolaides AN, Geroulakos G, Ippolito E, et al. Prevention of edema, flight

microangiopathy and venous thrombosis in long flights with elastic stockings. A randomized trial: The LONFLIT 4 Concorde Edema-SSL Study. *Angiology* 2002;**53**(6):635-45.

LONFLIT 4 - Traveno 1 {published and unpublished data}

Cesarone MR, Belcaro G, Nicolaides AN, Geroulakos G, Lennox A, Myers KA, et al. The LONFLIT4 Concorde Sigvaris Traveno Stockings in Long Flights (EcoTraS) Study: a randomized trial. *Angiology* 2003;**54**(1):1-9.

LONFLIT 4 - Traveno 2 {published and unpublished data}

Cesarone MR, Belcaro G, Nicolaides AN, Geroulakos G, Lennox A, Myers KA, et al. The LONFLIT4 Concorde Sigvaris Traveno Stockings in Long Flights (EcoTraS) Study: a randomized trial. *Angiology* 2003;**54**(1):1-9.

LONFLIT 5 {published and unpublished data}

* Belcaro G, Cesarone MR, Nicolaides AN, Geroulakos G, Dugall M, Di Renzo A, et al. Prevention of flight-related thrombosis with elastic stockings: The JPA-Study, final analysis. *Journal of the American College of Cardiology* 2004;**43**(5 Suppl A):524a.

Belcaro G, Cesarone MR, Nicolaides AN, Ricci A, Geroulakos G, Shah SS, et al. Prevention of venous thrombosis with elastic stockings during long-haul flights: the LONFLIT 5 JAP study. *Clinical and Applied Thrombosis/Hemostasis* 2003;**9**(3):197-201.

Scurr 2001 {published data only}

DeLoughery TG. Wearing elastic compression stockings during long-haul flights prevented the development of deep vein thrombosis. *ACP Journal Club* 2001;**135**(3):96.

Machin SJ, Mackie IJ, McDonald S, Bailey KS, Colledge SP, Scurr JH. Airline travel: incidence and prevention of venous thrombosis. *British Journal of Haematology* 2001;**113**(Suppl 1):59.

* Scurr JH, Machin SJ, Bailey-King S, Mackie IJ, McDonald S, Smith PD. Frequency and prevention of symptomless deep-vein thrombosis in long-haul flights: a randomised trial. *Lancet* 2001;**357**(9267):1485-9.

Scurr JH, Machin SJ, Bailey-King S. Wearing elastic compression stockings during long-haul flights prevented the development of deep venous thrombosis. *Evidence Based Medicine* 2001;**6**(6):169.

Scurr JH, Smith PD, Machin S. Deep vein thrombosis in airline passengers - the incidence of deep vein thrombosis and the efficacy of elastic compression stockings. *Cardiovascular Surgery* 2001;**9**(2):159-61.

References to studies excluded from this review

Iwama 2002 {published data only}

Iwama H, Furuta S, Ohmizo H. Graduated compression stocking manages to prevent economy class syndrome. *American Journal of Emergency Medicine* 2002;**20**(4):378-80.

Additional references

Adi 2003

Adi Y, Bayliss S, Rouse A, Lip G, Taylor R. Air travel as a risk factor for venous thromboembolism (VTE) and the effectiveness of preventative measures. www.publichealth.bham.ac.uk/wmhtac/pdf/DVT.pdf (accessed 8 June 2005).

Adi 2004

Adi Y, Bayliss S, Rouse A, Taylor RS. The association between air travel and deep vein thrombosis: systematic review and meta-analysis. *BMC Cardiovascular Disorders* 2004;**4**(7):1-8.

Anand 1998

Anand SS, Wells PS, Hunt D, Brill-Edwards P, Cook D, Ginsberg JS. Does this patient have deep vein thrombosis? *JAMA* 1998;**279**(14):1094-9.

Ansari 2005

Ansari MT, Cheung BMY, Huang JQ, Eklof B, Karlberg JPE. Traveler's thrombosis: a systematic review. *Journal of Travel Medicine* 2005;**12**(3):142-54.

Belcaro 2002a

Belcaro G, Cesarone MR, Nicolaides AN, Geroulakos G, Griffin M. Prevention of flight venous thrombosis in high risk subjects with stockings or one-dose enoxaparin. *Circulation* 2002;**106**(Suppl II):721-2.

Belcaro 2002b

Belcaro G, Geroulakos G, De Sanctis M, Nicolaides AN, Incandela L, Cesarone MR, et al. Prevention of deep venous thrombosis on long-haul flights. *Journal of the American College of Cardiology* 2002;**39**(4 Suppl A):212A.

Bihari 2001

Bihari I, Sandor T. Thromboembolism in travellers. *Orvosi Hetilap* 2001;**142**(45):2469-73.

Cannegieter 2006

Cannegieter SC, Doggen CJ, van Houwelingen HC, Rosendaal FR. Travel-related venous thrombosis: results from a large population-based case control study (MEGA study). *PLoS medicine* 2006;**3**(8):e307.

Coppens 2007

Coppens M, Schreijer AJ, Berger FH, Cannegieter SC, Rosendaal FR, Büller HR. Mechanical prophylaxis for travellers' thrombosis: a comparison of three interventions that promote venous outflow. *Journal of Thrombosis and Haemostasis* 2007;**5**(7):1556-7.

Geroulakos 2001

Geroulakos G. The risk of venous thromboembolism from air travel. *BMJ* 2001;**322**:188.

Giangrande 2001

Giangrande PL. Air travel and thrombosis. *International Journal of Clinical Practice* 2001;**55**(10):690-3.

GRADE 2004

Atkins D, Best D, Briss PA, Eccles M, Falck-Ytter Y, Flottorp S, GRADE Working Group. Grading quality of evidence and strength of recommendations. *BMJ* 2004;**328**(7454):1490.

Gradepro GDT [Computer program]

McMaster University (developed by Evidence Prime) GRADEpro GDT. Hamilton (ON): McMaster University (developed by Evidence Prime), accessed 11 December 2020. Available from grade.pro.org.

Heit 2016

Heit JA, Spencer FA, White RH. The epidemiology of venous thromboembolism. *Journal of Thrombosis and Thrombolysis* 2016;**41**(1):3-14.

Higgins 2011

Higgins JPT, Altman DG, Sterne JAC (editors). Chapter 8: Assessing risk of bias in included studies. In: Higgins JPT, Green S (editors). *Cochrane Handbook for Systematic Reviews of Interventions*. Cochrane Handbook for Systematic Reviews of Interventions Version 5.1.0 (updated March 2011). Available from www.cochrane-handbook.org.

Homans 1954

Homans J. Thrombosis of the deep leg veins due to prolonged sitting. *New England Journal of Medicine* 1954;**250**(4):148-9.

Hsieh 2005

Hsieh HF, Lee FP. Graduated compression stockings as prophylaxis for flight-related venous thrombosis: systematic literature review. *Journal of Advanced Nursing* 2005;**51**(1):83-98.

Kuipers 2007

Kuipers S, Schreijer AJ, Cannegieter SC, Büller HR, Rosendaal FR, Middeldorp S. Travel and venous thrombosis: a systematic review. *Journal of Internal Medicine* 2007;**262**(6):615-34.

Landgraf 1999

Landgraf H. Economy class syndrome: fiction or fact? *Zeitschrift für Ärztliche Fortbildung und Qualitätssicherung* 1999;**93**(7):503-7.

Lefebvre 2011

Lefebvre C, Manheimer E, Glanville J. Chapter 6: Searching for studies. In: Higgins JP, Green S, editor(s). *Cochrane Handbook for Systematic Reviews of Interventions* Version 5.1.0 (updated March 2011). The Cochrane Collaboration, 2011. Available from handbook.cochrane.org.

Milne 1992

Milne R. Venous thromboembolism and travel: is there an association? *Journal of the Royal College of Physicians of London* 1992;**26**(1):47-9.

Philbrick 2007

Philbrick JT, Shumate R, Siadat MS, Becker DM. Air travel and venous thromboembolism: a systematic review. *Journal of General Internal Medicine* 2007;**22**(1):107-14.

Review Manager 2020 [Computer program]

Nordic Cochrane Centre, The Cochrane Collaboration Review Manager 5 (RevMan 5). Version 5.4. Copenhagen: Nordic Cochrane Centre, The Cochrane Collaboration, 2020.

Sachdeva 2014

Sachdeva A, Dalton M, Amaragiri SV, Lees T. Graduated compression stockings for prevention of deep vein thrombosis. *Cochrane Database of Systematic Reviews* 2014, Issue 12. Art. No: CD001484. [DOI: [10.1002/14651858.CD001484.pub3](https://doi.org/10.1002/14651858.CD001484.pub3)]

Scurr 2001a

Scurr JH, Smith PD, Machin S. Deep vein thrombosis in airline passengers - the incidence of deep vein thrombosis and the efficacy of elastic compression stockings. *Cardiovascular Surgery* 2001;**9**(2):159-61.

Scurr 2001b

Scurr JH, Machin SJ, Bailey-King S, Mackie IJ, McDonald S, Smith PD. Frequency and prevention of symptomless deep-vein thrombosis in long-haul flights: a randomized trial. *Lancet* 2001;**357**(9267):1485-9.

Silverstein 1998

Silverstein MD, Heit JA, Mohr DN, Petterson TM, O'Fallon WM, Melton LJ III. Trends in the incidence of deep vein thrombosis and pulmonary embolism: a 25-year population based study. *Archives of Internal Medicine* 1998;**158**(6):585-93.

Sweeting 2004

Sweeting MJ, Sutton AJ, Lambert PC. What to add to nothing? Use and avoidance of continuity corrections in meta-analysis of sparse data. *Statistics in Medicine* 2004;**23**(9):1351-75.

Symington 1977

Symington IS, Stack BH. Pulmonary thromboembolism after travel. *British Journal of Diseases of the Chest* 1977;**71**(2):138-40.

Tagalakis 2013

Tagalakis V, Patenaude V, Kahn SR, Suissa S. Incidence of and mortality from venous thromboembolism in a real-world population: The Q-VTE Study Cohort. *American Journal of Medicine* 2013;**126**(9):832, e13-21.

Timp 2015

Timp J, Le CS, Van HV, Rosendaal FR, Cannegieter SC. Long-haul travel and the risk of recurrent venous thrombosis. *Journal of Thrombosis and Haemostasis* 2015;**13**(Suppl 2):725.

WHO 2002

WHO launches study of venous thrombosis and air travel. www.who.int/mediacentre/news/releases/release40/en/ (accessed 18 November 2002; updated 20 February 2006).

WRIGHT project 2007

World Health Organisation. WHO research into global hazards of travel (WRIGHT) project. www.who.int/cardiovascular_diseases/guidelines/WRIGHT_INFORMATION/en/ (accessed March 2016).

References to other published versions of this review

Clarke 2003

Clarke M, Fischer M, Hopewell S, Juszczak E, Eisinga A. Compression stockings for preventing deep vein thrombosis in airline passengers. *Cochrane Database of Systematic Reviews* 2003, Issue 1. Art. No: CD004002. [DOI: [10.1002/14651858.CD004002](https://doi.org/10.1002/14651858.CD004002)]

Clarke 2006

Clarke MJ, Hopewell S, Juszczak E, Eisinga A, Kjeldstrøm M. Compression stockings for preventing deep vein thrombosis in airline passengers. *Cochrane Database of Systematic Reviews* 2006, Issue 2. Art. No: CD004002. [DOI: [10.1002/14651858.CD004002.pub2](https://doi.org/10.1002/14651858.CD004002.pub2)]

Clarke 2016

Clarke MJ, Broderick C, Hopewell S, Juszczak E, Eisinga A. Compression stockings for preventing deep vein thrombosis in airline passengers. *Cochrane Database of Systematic Reviews* 2016, Issue 9. Art. No: CD004002. [DOI: [10.1002/14651858.CD004002.pub3](https://doi.org/10.1002/14651858.CD004002.pub3)]

* Indicates the major publication for the study

CHARACTERISTICS OF STUDIES

Characteristics of included studies [ordered by study ID]

Broatch 2019

Study characteristics

Methods	<p>Trial design: open, randomised trial, balanced for countermovement jump height.</p> <p>Country principal investigators: Australia.</p> <p>Where trial conducted: Australia.</p> <p>Date of trial: 01 August 2017.</p> <p>Multi-centre: no.</p> <p>Blinding: not reported.</p> <p>Lost to follow-up: none.</p>
---------	--

Broatch 2019 (Continued)

Participants	<p>Inclusion criteria: elite female volleyballers; no known history or clinical signs of coagulation disorders or previous history of VTE.</p> <p>Participants were aged 18 or older with confirmed booking on a flight (5 hours' minimum) with 48 hours between forward and return flight.</p> <p>Exclusion criteria: none specified.</p> <p>No. randomised: 12.</p> <p>No. analysed: 12.</p> <p>Age (years): 25 ± 2 years; range: 22 - 27 years.</p> <p>Sex: all female.</p>
Interventions	<p>Stocking was worn on both legs for duration of flight (Canberra to Manila).</p> <p>Type of stocking: knee high sports compression socks (2XU Compression Socks, Melbourne, Australia), compression of 23 ± 11 mmHg at the maximal calf girth, and between 19 and 22 (± 8) mmHg at the ankle, worn underneath a loose-fitting team tracksuit.</p> <p>Control: normal socks, worn underneath a loose-fitting team tracksuit.</p> <p>Length of flight: total flight duration: 9.5 hours, divided into 2 parts: (a) QF 1494 (De Havilland-Bombardier Dash-8): 1 hour Canberra to Sydney; and (b) QF 19 (Airbus A330): 8.5 hours (Sydney to Manila).</p> <p>Type of seat: economy; seat pitch 79 - 81 cm.</p> <p>Route and time of flight: Canberra (Australia) to Manila (Philippines) (August 2017).</p> <p>Additional interventions: participants were asked to refrain from nicotine, alcohol, and caffeine consumption for 24 hours before each testing session, as monitored by 24-hour food diaries. During the flight participants were asked to refrain from alcohol and caffeine consumption, and to consume 500 mL of water every 2 hours to ensure adequate hydration; and all participants instructed to "move (their) legs and feet for 3 - 4 minutes per hour while seated but to avoid excessive movement".</p>
Outcomes	<p>Outcomes assessed: countermovement jumps; subjective ratings of jet lag (alertness, mood, fatigue, muscle soreness, motivation, and overall health) using the jet lag questionnaire; cardiovascular function (systolic blood pressure, heart rate, and oxygen saturation); calf girth; blood samples (markers of coagulation and fibrinolysis: tissue factor, tissue factor pathway inhibitor, thrombin-antithrombin complex, and D-Dimer).</p>
Funding	<p>This study was supported using research funds from compression garment manufacturer 2XU (Australia).</p>
Declarations of interest	<p>Not reported.</p>
Notes	<p>Study author contacted to check if VTE was investigated. Answer received and confirmed that it was not.</p>

Risk of bias

Bias	Authors' judgement	Support for judgement
Random sequence generation (selection bias)	Unclear risk	States 'participants were assigned (in a randomized and counterbalanced fashion) ...' but no details given
Allocation concealment (selection bias)	Unclear risk	No details provided
Blinding of participants and personnel (performance bias) All outcomes	High risk	No blinding
Blinding of outcome assessment (detection bias) All outcomes	Unclear risk	Not reported

Broatch 2019 (Continued)

Incomplete outcome data (attrition bias) All outcomes	Low risk	All data provided
Selective reporting (reporting bias)	Low risk	All outcomes reported
Other bias	Low risk	None detected

Hagan 2008

Study characteristics

Methods	<p>Trial design: open, randomised, crossover trial.</p> <p>Country principal investigators: Australia.</p> <p>Where trial conducted: Australia.</p> <p>Date of trial: between April and October 2006.</p> <p>Multi-centre: no.</p> <p>Funder: SKINS Compression Garments, Sydney, NSW.</p> <p>Blinding: no.</p> <p>Lost to follow-up: 3.</p>
Participants	<p>Inclusion criteria: low to medium risk of DVT.</p> <p>Participants were aged 18 or older with confirmed booking on a flight (5 hours' minimum) with 48 hours between forward and return flight.</p> <p>Exclusion criteria: received medical advice to wear GCT in flight, previous history of DVT, on medication for cardiovascular disease, coagulation disorders, varicose veins, bone or joint problems, diabetes or hypertension, BMI ≥ 35, or neoplastic disease within previous 2 years.</p> <p>No. randomised: 50</p> <p>No. analysed: 47.</p> <p>Age (years): 24 to 71 years.</p> <p>Sex: 35 M, 12 F.</p>
Interventions	<p>Stocking was worn on both legs (tights) on either the outward flight or on the return.</p> <p>Type of stocking: SKINS travel and recovery garment, listed as class I medical device (SKINS Compression Garments Pty Ltd, Sydney, NSW; ID: 880116). 5 mmHg at ankle, 17 to 20 mmHg at calf, 10 mmHg above knee and 4 mmHg at buttocks.</p> <p>Length of flight: 9.6 hours (GCT), 9.7 hours (no GCT).</p> <p>Type of seat: not reported.</p> <p>Route and time of flight: not reported.</p> <p>Additional interventions: suggestions for in flight exercises given to both groups.</p>
Outcomes	<p>Primary outcomes assessed: difference in change of ankle circumference (before flight and after landing) between control (no GCT) and treatment (GCT).</p> <p>Secondary outcomes assessed: leg pain, leg discomfort, perceived leg swelling, energy levels, alertness and ability to concentrate.</p>
Funding	Skins Compression Garments of Sydney, NSW.
Declarations of interest	"Melissa Hagan was contracted to conduct the study independently, and received no other funding from the company other than to conduct this research. Stephen Lambert is under contract as a scientific consultant for Skins Compression Garments. The study was initially designed by Stephen Lambert. Melissa Hagan independently collected, analysed and interpreted the data, and wrote the article. The agreement to publish the results was made prior to data collection with the Bellberry Human Research

Hagan 2008 (Continued)

Ethics Committee, which approved this study. Skins Compression Garments had no influence over the decision to publish, and Melissa Hagan had final approval over the article's content".

Notes Funding by manufacturers, study designed by manufacturers, study authors independently collected, analysed and reported data.

Risk of bias

Bias	Authors' judgement	Support for judgement
Random sequence generation (selection bias)	Low risk	Used "...a computer generated randomisation sequence"
Allocation concealment (selection bias)	Low risk	"Random allocation achieved by giving participants a sealed envelope with instructions..."
Blinding of participants and personnel (performance bias) All outcomes	High risk	Not possible
Blinding of outcome assessment (detection bias) All outcomes	High risk	Outcomes self-reported
Incomplete outcome data (attrition bias) All outcomes	Low risk	All reported and intention-to-treat analysis used
Selective reporting (reporting bias)	Low risk	All reported
Other bias	Low risk	No evidence of other bias

Loew 1998
Study characteristics

Methods	<p>Trial design: randomised controlled trial (single leg). Country principal investigators: Germany. Where trial conducted: Germany. Date of trial: not reported. Multi-centre: no. Blinding: outcome assessor not blinded. Lost to follow-up: none.</p>
Participants	<p>Inclusion criteria: risk is not reported. Participants were going to and returning from the 10th Workshop of the German Association of Phlebologists in Namibia. Exclusion criteria: not clear. No. randomised: 35. No. analysed: 35 on the outward flight and 26 on the return flight. Age (years): mean 48. Sex: 20 M, 15 F.</p>
Interventions	<p>Stocking was worn on 1 leg on outward flight and on the other leg on the return. Type of stocking: class II compression stocking (Sigvaris 902 A-D KK1.2, Ganzoni).</p>

Compression stockings for preventing deep vein thrombosis in airline passengers (Review)

Loew 1998 (Continued)

Length of flight: 14.5 hours.
Type of seat: not reported.
Route and time of flight: Frankfurt, Germany to Windhoek, Namibia and return flight (both flights were mostly at night).
Additional interventions: participants were also randomised to receive either dried vine leaves (Antis-tax) for 7 days before the flight and on the day (13 people), diuretics on the day of the flight (9), or no drugs (13). Participants in the diuretics group were told not to take these drugs on the return flight.

Outcomes	Outcomes assessed: limb volume, oedema status, subjective symptoms, phlebological status and clinical and Doppler findings. Measurements were made soon after landing on both flights.
Funding	Not reported.
Declarations of interest	Not reported.
Notes	

Risk of bias

Bias	Authors' judgement	Support for judgement
Random sequence generation (selection bias)	Unclear risk	States randomised but no further details. Medication randomised
Allocation concealment (selection bias)	Unclear risk	Not reported
Blinding of participants and personnel (performance bias) All outcomes	High risk	reported as "Open". Not possible for GCT
Blinding of outcome assessment (detection bias) All outcomes	Unclear risk	Subjective scores, states same doctors carried out all examinations. Unclear if these doctors were involved in other aspects of the trial
Incomplete outcome data (attrition bias) All outcomes	Low risk	No missing data
Selective reporting (reporting bias)	Low risk	All expected outcomes reported
Other bias	Low risk	No evidence of other bias

LONFLIT 2
Study characteristics

Methods	<p>Trial design: randomised controlled trial (parallel). Country principal investigators: Italy, UK, Australia. Where trial conducted: UK. Date of trial: May to June 2001. Multi-centre: yes. Blinding: outcome assessor not blinded. Lost to follow-up: 52; dropouts due to low compliance or flight connection problems.</p>
---------	---

LONFLIT 2 (Continued)

Participants	<p>Inclusion criteria: high-risk participants defined as those with previous episodes of DVT, coagulation disorders, severe obesity, limited mobility due to bone or joint problems, neoplastic disease within the previous 2 years, or large varicose veins. Participants were recruited through flight shops.</p> <p>Exclusion criteria: not clear.</p> <p>No. randomised: 885.</p> <p>No. analysed: 833.</p> <p>Age (years): mean 44.8 (SD 9) range 20 to 80.</p> <p>Sex: 57% M, 43% F.</p>
Interventions	<p>Stocking Group</p> <p>Type of stocking: below-knee compression stocking with 25 mmHg of pressure at the ankle. Stockings were put on 6 to 10 hours before the flight.</p> <p>No. randomised: unclear.</p> <p>No. analysed: 411.</p> <p>Length of flight: average 12.4 hours, range 10 to 15.</p> <p>Type of seat: Economy, seat pitch 31 inches.</p> <p>Route and time of flight: not available.</p> <p>Additional interventions: participants were advised to move often, drink water (at least 1 glass every 2 hours), stretch limbs every hour for 2 minutes, not keep baggage in the space under the seats, avoid salty snacks, wear comfortable clothing.</p> <p>Control Group</p> <p>Type of control: no intervention.</p> <p>No. randomised: unclear.</p> <p>No. analysed: 422.</p> <p>Length of flight: average 12.4 hours, range 10 to 15.</p> <p>Type of seat: Economy, seat pitch 31 ins.</p> <p>Route and time of flight: not available.</p> <p>Additional interventions: the same advice as the stocking group was given.</p>
Outcomes	<p>Outcomes assessed: incidence of DVT.</p> <p>DVT diagnosis method: participants were scanned within 48 hours pre flight and 24 hours post flight using Sonosite scanners with 10 MHz probes (Sonosite, Bothell, WA, USA). B-mode and power ultrasound were used to evaluate DVT. This was done by scanning the femoral and popliteal veins.</p> <p>Site of DVT: proximal vein, distal venous system, superficial system.</p> <p>Site of SVT: none developed.</p> <p>Other investigations performed: none.</p> <p>Additional complications reported: none.</p>
Funding	Research sponsored by St Mary's Vascular Fellows Society (SMVS), smvs.miniportal.it
Declarations of interest	Not reported.
Notes	See Feedback.

Risk of bias

Bias	Authors' judgement	Support for judgement
Random sequence generation (selection bias)	Unclear risk	States randomised but no further details
Allocation concealment (selection bias)	Unclear risk	Not reported
Blinding of participants and personnel (performance bias) All outcomes	High risk	Not reported but not possible

LONFLIT 2 (Continued)

Blinding of outcome assessment (detection bias) All outcomes	Unclear risk	Not discussed
Incomplete outcome data (attrition bias) All outcomes	High risk	52 lost to follow-up - no details given on which group these passengers belonged to. Although less than 10% these may not be evenly distributed
Selective reporting (reporting bias)	Low risk	All outcomes reported
Other bias	Low risk	No evidence of other bias

LONFLIT 4 - Kendall 1
Study characteristics

Methods	<p>Trial design: randomised controlled trial (parallel). Country principal investigators: Italy, UK, Australia. Where trial conducted: UK. Date of trial: May to July 2002. Multi-centre: yes. Blinding: outcome assessor not blinded. Lost to follow-up: 2/74 (stocking), 4/76 (control); dropouts due to low compliance or flight connection problems.</p>
Participants	<p>Inclusion criteria: low- to medium-risk participants. Participants were recruited through flight shops. Exclusion criteria: high-risk participants defined as those with previous episodes of DVT, coagulation disorders, severe obesity, limited mobility due to bone or joint problems, neoplastic disease within the previous 2 years, large varicose veins or participants taller than 190 cm and heavier than 90 kg. No. randomised: 150. No. analysed: 144. Age (years): mean 46 (stocking), 47 (control). Sex: 37 M, 35 F (stocking), 38 M, 34 F (control) - based on number analysed.</p>
Interventions	<p>Stocking Group Type of stocking: below-knee Kendall travel sock with 20 to 30 mmHg of pressure at the ankle. Stockings were put on 2 to 3 hours before the flight. No. randomised: 74. No. analysed: 72. Length of flight: 7 to 8 hours. Type of seat: Economy, seat pitch 31 inches. Route and time of flight: London to New York. Additional interventions: suggestions were given to participants i.e. mild exercise, walking, drinking water and avoiding salty food and excessive baggage restricting leg motion.</p> <p>Control Group Type of control: no intervention No. randomised: 76 No. analysed: 72 Length of flight: 7 to 8 hours Type of seat: Economy, seat pitch 31 ins Route and time of flight: London to New York Additional interventions: the same advice as the stocking group was given.</p>
Outcomes	Outcomes assessed: incidence of DVT, SVT and oedema score.

LONFLIT 4 - Kendall 1 (Continued)

DVT diagnosed by: pre- and post-flight ultrasound scanning using Sonosite scanners with a 7.5 to 13 MHz, high-resolution probe (Sonosite, Bothell, WA, USA). This was done by compressing the major veins (femoral, popliteal and tibial).

Site of DVT: none developed.

Site of SVT: not mentioned.

Other investigations performed: oedema test (ankle circumference, volume, swelling, discomfort).

Additional complications reported: increased oedema in the control group.

Funding	Not reported.
Declarations of interest	Not reported.
Notes	See Feedback.

Risk of bias

Bias	Authors' judgement	Support for judgement
Random sequence generation (selection bias)	Unclear risk	States randomised but no further details
Allocation concealment (selection bias)	Unclear risk	Not reported
Blinding of participants and personnel (performance bias) All outcomes	High risk	Not reported but not possible
Blinding of outcome assessment (detection bias) All outcomes	Unclear risk	Not reported. Oedema scale described but variation possible. Parametric and non-parametric
Incomplete outcome data (attrition bias) All outcomes	Low risk	All accounted for, dropouts reported
Selective reporting (reporting bias)	Low risk	All expected outcomes reported
Other bias	Low risk	No evidence of other bias

LONFLIT 4 - Kendall 2
Study characteristics

Methods	<p>Trial design: randomised controlled trial (parallel).</p> <p>Country principal investigators: Italy, UK, Australia.</p> <p>Where trial conducted: UK.</p> <p>Date of trial: May to July 2002.</p> <p>Multi-centre: yes.</p> <p>Blinding: outcome assessor not blinded.</p> <p>Lost to follow-up: 0/66 (stocking) 2/68 (control); dropouts due to low compliance or flight connection problems.</p>
Participants	Inclusion criteria: low- to medium-risk participants. Participants were recruited through flight shops.

LONFLIT 4 - Kendall 2 (Continued)

Exclusion criteria: high-risk participants defined as those with previous episodes of DVT, coagulation disorders, severe obesity, limited mobility due to bone or joint problems, neoplastic disease within the previous 2 years, large varicose veins or participants taller than 190 cm and heavier than 90 kg.

No. randomised: 134

No. analysed: 132

Age (years): mean 47 (stocking), 46.9 (control).

Sex: 34 M, 30 F (stocking), 34 M, 32 F (control) - based on number analysed.

Interventions	<p>Stocking Group</p> <p>Type of stocking: below-knee Kendall travel sock with 20 to 30 mmHg of pressure at the ankle. Stockings were put on 2 to 3 hours before the flight.</p> <p>No. randomised: 66</p> <p>No. analysed: 66</p> <p>Length of flight: 11 to 12 hours.</p> <p>Type of seat: Economy, seat pitch 31 inches.</p> <p>Route and time of flight: London to Phoenix.</p> <p>Additional interventions: suggestions were given to participants i.e. mild exercise, walking, drinking water and avoiding salty food and excessive baggage restricting leg motion.</p> <p>Control Group</p> <p>Type of control: no intervention</p> <p>No. randomised: 68</p> <p>No. analysed: 66</p> <p>Length of flight: 11 to 12 hours</p> <p>Type of seat: Economy, seat pitch 31 ins</p> <p>Route and time of flight: London to Phoenix</p> <p>Additional interventions: the same advice as the stocking group was given.</p>
Outcomes	<p>Outcomes assessed: incidence of DVT, SVT and oedema score.</p> <p>DVT diagnosed by: pre- and post-flight ultrasound scanning using Sonosite scanners with a 7.5 to 13 MHz, high-resolution probe (Sonosite, Bothell, WA, USA). This was done by compressing the major veins (femoral, popliteal and tibial).</p> <p>Site of DVT: none developed.</p> <p>Site of SVT: not mentioned.</p> <p>Other investigations performed: oedema test (ankle circumference, volume, swelling, discomfort).</p> <p>Additional complications reported: increased oedema in the control group.</p>
Funding	Not reported.
Declarations of interest	Not reported.
Notes	See Feedback.

Risk of bias

Bias	Authors' judgement	Support for judgement
Random sequence generation (selection bias)	Unclear risk	States randomised but no further details
Allocation concealment (selection bias)	Unclear risk	Not reported
Blinding of participants and personnel (performance bias) All outcomes	High risk	Not reported but not possible
Blinding of outcome assessment (detection bias)	Unclear risk	Not reported. Oedema scale described but variation possible, parametric and non-parametric

LONFLIT 4 - Kendall 2 (Continued)

All outcomes

Incomplete outcome data (attrition bias) All outcomes	Low risk	All accounted for, dropouts reported
Selective reporting (reporting bias)	Low risk	All expected outcomes reported
Other bias	Low risk	No evidence of other bias

LONFLIT 4 - Scholl 1
Study characteristics

Methods	<p>Trial design: randomised controlled trial (parallel). Country principal investigators: Italy, UK, Australia. Where trial conducted: UK. Date of trial: May to July 2002. Multi-centre: yes. Blinding: outcome assessor not blinded. Lost to follow-up: 5/184 (stocking) 9/188 (control); dropouts due to low compliance or flight connection problems.</p>
Participants	<p>Inclusion criteria: low- to medium-risk participants. Participants were recruited through flight shops. Exclusion criteria: high-risk participants defined as those with previous episodes of DVT, coagulation disorders, severe obesity, limited mobility due to bone or joint problems, neoplastic disease within the previous 2 years, large varicose veins or participants taller than 190 cm and heavier than 90 kg. No. randomised: 372 No. analysed: 358 Age (years): mean 49 (stocking), 48.4 (control). Sex: 101 M, 78 F (stocking), 98 M, 81 F (control) - based on the number analysed.</p>
Interventions	<p>Stocking Group Type of stocking: below-knee Scholl flight sock UK with 14 to 17 mmHg of pressure at the ankle. Stockings were put on 2 to 3 hours before the flight. No. randomised: 184. No. analysed: 179. Length of flight: 7 to 8 hours. Type of seat: Economy, seat pitch 31 inches. Route and time of flight: London to New York. Additional interventions: suggestions were given to participants, i.e. mild exercise, walking, drinking water and avoiding salty food and excessive baggage restricting leg motion.</p> <p>Control Group Type of control: no intervention No. randomised: 188 No. analysed: 179 Length of flight: 7 to 8 hours Type of seat: Economy, seat pitch 31 ins Route and time of flight: London to New York Additional interventions: the same advice as the stocking group was given.</p>
Outcomes	<p>Outcomes assessed: incidence of DVT, SVT and oedema score. DVT diagnosed by: pre- and post-flight ultrasound scanning using Sonosite scanners with a 7.5 to 13 MHz, high-resolution probe (Sonosite, Bothell, WA, USA). This was done by compressing the major veins (femoral, popliteal and tibial).</p>

LONFLIT 4 - Scholl 1 (Continued)

Site of DVT: not mentioned.
Site of SVT: none developed.
Other investigations performed: oedema test (ankle circumference, volume, swelling, discomfort).
Additional complications reported: increased oedema in the control group.

Funding	Not reported.
Declarations of interest	Not reported.
Notes	See Feedback.

Risk of bias

Bias	Authors' judgement	Support for judgement
Random sequence generation (selection bias)	Unclear risk	States randomised but no further details
Allocation concealment (selection bias)	Unclear risk	Not reported
Blinding of participants and personnel (performance bias) All outcomes	High risk	Not possible
Blinding of outcome assessment (detection bias) All outcomes	Unclear risk	Oedema measured both parametrically and non-parametrically
Incomplete outcome data (attrition bias) All outcomes	Low risk	All accounted for and dropouts similar between groups
Selective reporting (reporting bias)	Low risk	All outcomes reported
Other bias	Low risk	No evidence of other bias

LONFLIT 4 - Scholl 2
Study characteristics

Methods	<p>Trial design: randomised controlled trial (parallel). Country principal investigators: Italy, UK, Australia. Where trial conducted: UK. Date of trial: May to July 2002. Multi-centre: yes. Blinding: outcome assessor not blinded. Lost to follow-up: 6/142 (stocking) 8/143 (control); dropouts due to low compliance or flight connection problems.</p>
Participants	<p>Inclusion criteria: low- to medium-risk participants. Participants were recruited through flight shops. Exclusion criteria: high-risk participants defined as those with previous episodes of DVT, coagulation disorders, severe obesity, limited mobility due to bone or joint problems, neoplastic disease within the previous 2 years, large varicose veins or participants taller than 190 cm and heavier than 90 kg.</p>

LONFLIT 4 - Scholl 2 (Continued)

No. randomised: 285.
No. analysed: 271.
Age (years): mean 48 (stocking), 47 (control).
Sex: 89 M, 53 F (stocking), 87 M, 56 F (control) - based on number randomised.

Interventions	<p>Stocking Group Type of stocking: below-knee Scholl flight sock UK with 14 to 17 mmHg of pressure at the ankle. Stockings were put on 2 to 3 hours before the flight. No. randomised: 142. No. analysed: 136. Length of flight: 11 to 12 hours. Type of seat: Economy, seat pitch 31 inches. Route and time of flight: London to Phoenix. Additional interventions: suggestions were given to participants, i.e. mild exercise, walking, drinking water and avoiding salty food and excessive baggage restricting leg motion.</p> <p>Control Group Type of control: no intervention No. randomised: 143 No. analysed: 135 Length of flight: 11 to 12 hours Type of seat: Economy, seat pitch 31 ins Route and time of flight: London to Phoenix Additional interventions: the same advice as the stocking group was given.</p>
Outcomes	<p>Outcomes assessed: incidence of DVT, SVT and oedema score. DVT diagnosed by: pre- and post-flight ultrasound scanning using Sonosite scanners with a 7.5 to 13 MHz, high-resolution probe (Sonosite, Bothell, WA, USA). This was done by compressing the major veins (femoral, popliteal and tibial). Site of DVT: not mentioned. Site of SVT: none developed. Other investigations performed: oedema test (ankle circumference, volume, swelling, discomfort). Additional complications reported: increased oedema in the control group.</p>
Funding	Not reported.
Declarations of interest	Not reported.
Notes	See Feedback.

Risk of bias

Bias	Authors' judgement	Support for judgement
Random sequence generation (selection bias)	Unclear risk	States randomised but no further details
Allocation concealment (selection bias)	Unclear risk	Not reported
Blinding of participants and personnel (performance bias) All outcomes	High risk	Not reported but not possible
Blinding of outcome assessment (detection bias) All outcomes	Unclear risk	Not reported, oedema scale described but variations possible

LONFLIT 4 - Scholl 2 (Continued)

Incomplete outcome data (attrition bias) All outcomes	Low risk	All accounted for, dropouts reported
Selective reporting (reporting bias)	Low risk	All expected outcomes reported
Other bias	Low risk	No evidence of other bias

LONFLIT 4 - Traveno 1
Study characteristics

Methods	<p>Trial design: randomised controlled trial (parallel). Country principal investigators: Italy, UK, Australia. Where trial conducted: UK. Date of trial: May to July 2002. Multi-centre: yes. Blinding: outcome assessor not blinded. Lost to follow-up: 6/103 (stocking) 10/108 (control); dropouts due to low compliance or flight connection problems.</p>
Participants	<p>Inclusion criteria: low- to medium-risk participants. Participants were recruited through flight shops. Exclusion criteria: high-risk participants defined as those with previous episodes of DVT, coagulation disorders, severe obesity, limited mobility due to bone or joint problems, neoplastic disease within the previous 2 years, large varicose veins or participants taller than 190 cm and heavier than 90 kg. No. randomised: 211. No. analysed: 195. Age (years): mean 44.5 (stocking), 45 (control). Sex: 53 M, 44 F (stocking), 54 M, 44 F (control) - based on number analysed.</p>
Interventions	<p>Stocking Group Type of stocking: below-knee Traveno stocking with 12 to 18 mmHg of pressure at the ankle. Stockings were put on 2 to 3 hours before the flight. No. randomised: 103. No. analysed: 97. Length of flight: 7 to 8 hours. Type of seat: Economy, seat pitch 31 inches. Route and time of flight: London to New York. Additional interventions: suggestions were given to participants, i.e. mild exercise, walking, drinking water and avoiding salty food and excessive baggage restricting leg motion.</p> <p>Control Group Type of control: no intervention No. randomised: 108 No. analysed: 98 Length of flight: 7 to 8 hours Type of seat: Economy, seat pitch 31 ins Route and time of flight: London to New York Additional interventions: the same advice as the stocking group was given.</p>
Outcomes	<p>Outcomes assessed: incidence of DVT, SVT and oedema score. DVT diagnosed by: pre- and post-flight ultrasound scanning using Sonosite scanners with a 7.5 to 13 MHz, high-resolution probe (Sonosite, Bothell, WA, USA). This was done by compressing the major veins (femoral, popliteal and tibial). Site of DVT: none developed. Site of SVT: none developed.</p>

LONFLIT 4 - Traveno 1 (Continued)

Other investigations performed: oedema test (ankle circumference, volume, swelling, discomfort).
Additional complications reported: increased oedema in the control group.

Funding	Not reported.
Declarations of interest	Not reported.
Notes	See Feedback.

Risk of bias

Bias	Authors' judgement	Support for judgement
Random sequence generation (selection bias)	Unclear risk	Stated randomised but no further details
Allocation concealment (selection bias)	Unclear risk	Not reported
Blinding of participants and personnel (performance bias) All outcomes	High risk	Not possible
Blinding of outcome assessment (detection bias) All outcomes	Unclear risk	Not reported, scale described but variation possible
Incomplete outcome data (attrition bias) All outcomes	Low risk	All participants accounted for
Selective reporting (reporting bias)	Low risk	All preplanned outcomes reported
Other bias	Low risk	No evidence of other bias

LONFLIT 4 - Traveno 2
Study characteristics

Methods	<p>Trial design: randomised controlled trial (parallel). Country principal investigators: Italy, UK, Australia. Where trial conducted: UK. Date of trial: May to July 2002. Multi-centre: yes. Blinding: outcome assessor not blinded. Lost to follow-up: 8/83 (stocking), 11/82 (control); dropouts due to low compliance or flight connection problems.</p>
Participants	<p>Inclusion criteria: low- to medium-risk participants. Participants were recruited through flight shops. Exclusion criteria: high-risk participants defined as those with previous episodes of DVT, coagulation disorders, severe obesity, limited mobility due to bone or joint problems, neoplastic disease within the previous 2 years, large varicose veins or participants taller than 190 cm and heavier than 90 kg. No. randomised: 165. No. analysed: 146.</p>

LONFLIT 4 - Traveno 2 (Continued)

Age (years): mean 45 (stocking), 46 (control).
Sex: 44 M, 31 F (stocking), 39 M, 32 F (control) - based on number analysed.

Interventions	<p>Stocking Group</p> <p>Type of stocking: below-knee Traveno stocking with 12 to 18 mmHg of pressure at the ankle. Stockings were put on 2 to 3 hours before the flight.</p> <p>No. randomised: 83.</p> <p>No. analysed: 75.</p> <p>Length of flight: 11 to 12 hours.</p> <p>Type of seat: Economy, seat pitch 31 inches.</p> <p>Route and time of flight: London to Phoenix.</p> <p>Additional interventions: suggestions were given to participants, i.e. mild exercise, walking, drinking water and avoiding salty food and excessive baggage restricting leg motion.</p> <p>Control Group</p> <p>Type of control: no intervention</p> <p>No. randomised: 82</p> <p>No. analysed: 71</p> <p>Length of flight: 11 to 12 hours</p> <p>Type of seat: Economy, seat pitch 31 ins</p> <p>Route and time of flight: London to Phoenix</p> <p>Additional interventions: the same advice as the stocking group was given.</p>
Outcomes	<p>Outcomes assessed: incidence of DVT, SVT and oedema score.</p> <p>DVT diagnosed by: pre- and post-flight ultrasound scanning using Sonosite scanners with a 7.5 to 13 MHz, high-resolution probe (Sonosite, Bothell, WA, USA). This was done by compressing the major veins (femoral, popliteal and tibial).</p> <p>Site of DVT: none developed.</p> <p>Site of SVT: not mentioned.</p> <p>Other investigations performed: oedema test (ankle circumference, volume, swelling, discomfort).</p> <p>Additional complications reported: increased oedema in the control group.</p>
Funding	Not reported.
Declarations of interest	Not reported.
Notes	See Feedback.

Risk of bias

Bias	Authors' judgement	Support for judgement
Random sequence generation (selection bias)	Unclear risk	Stated randomised but no further details
Allocation concealment (selection bias)	Unclear risk	Not reported
Blinding of participants and personnel (performance bias) All outcomes	High risk	Not possible
Blinding of outcome assessment (detection bias) All outcomes	Unclear risk	Not reported, scale described but variations possible
Incomplete outcome data (attrition bias)	Low risk	12% lost to follow-up but accounted for and distributed equally between groups

LONFLIT 4 - Traveno 2 (Continued)

All outcomes

Selective reporting (reporting bias)	Low risk	All preplanned outcomes reported
Other bias	Low risk	No evidence of other bias

LONFLIT 5

Study characteristics

Methods	<p>Trial design: randomised controlled trial (parallel). Country principal investigators: Italy, UK, Australia. Where trial conducted: UK. Date of trial: October 2002 to January 2003. Multi-centre: yes. Blinding: outcome assessor not blinded. Lost to follow-up: 13/191 (stocking), 17/197 (control); dropouts due to low compliance or flight connection problems.</p>
Participants	<p>Inclusion criteria: 446 high-risk participants were contacted. High risk included previous episodes of DVT or superficial vein thrombosis, coagulation disorders, severe obesity or limited mobility due to bone or joint problems, neoplastic disease within the previous 2 years, clinical cardiovascular disease and large varicose veins. Participants were recruited through flight shops. Exclusion criteria: participants taller than 190 cm, weighing more than 90 kg, recent or presence of thrombosis, severe bone, joint, or mobility problems, severe hypertension, or clinical disease requiring treatment. No. randomised: 388. No. analysed: 358. Age (years): mean 45, SD 12 (stocking); mean 45, SD 11 (control). Sex: 55% M (stocking), 66% M (control) - based on number analysed.</p>
Interventions	<p>Stocking Group Type of stocking: below-knee Scholl flight socks UK with 14 to 17 mmHg of pressure at the ankle. Stockings were put on 3 to 4 hours before the flight. No. randomised: 191. No. analysed: 178. Length of flight: 11 to 13 hours. Type of seat: Economy, seat pitch 31 inches. Route and time of flight: London to Narita (Japan). Additional interventions: suggestions were given to participants. An exercise plan and educational video were given to all participants which included advice on mild exercise, drinking regularly and avoiding placing baggage under seats.</p> <p>Control Group Type of control: no intervention. No. randomised: 197. No. analysed: 180. Length of flight: 11 to 13 hours. Type of seat: Economy, seat pitch 31 inches. Route and time of flight: London to Narita (Japan). Additional interventions: the same advice as the stocking group was given.</p>
Outcomes	<p>Outcomes assessed: incidence of DVT and SVT DVT diagnosed by: D-dimer and fibrinogen tests which were performed before (within 12 hours) and after the flight (within 4 hours) (Dade Dimmertest, Latex Test, Behring, Germany). This was done by compressing the major veins (femoral, popliteal and tibial). Site of DVT:</p>

LONFLIT 5 (Continued)

Stockings group: distal, below knee vein (2);
Control group: location not reported for 7 in most recent report but the locations for the 6 reported in the first article were distal superficial femoral (3), popliteal (2), soleal (1). All DVTs were asymptomatic.
Site of SVT: site not reported for the 5 (control).
Other investigations performed: none reported.
Additional complications reported: none.

Funding	Not reported.
Declarations of interest	Not reported.
Notes	See Feedback.

Risk of bias

Bias	Authors' judgement	Support for judgement
Random sequence generation (selection bias)	Unclear risk	States randomised but no further details
Allocation concealment (selection bias)	Unclear risk	Not described
Blinding of participants and personnel (performance bias) All outcomes	High risk	Not possible
Blinding of outcome assessment (detection bias) All outcomes	Unclear risk	Not reported
Incomplete outcome data (attrition bias) All outcomes	Low risk	All accounted for
Selective reporting (reporting bias)	Low risk	All expected outcomes reported
Other bias	Low risk	No evidence of other bias

Scurr 2001
Study characteristics

Methods	<p>Trial design: randomised controlled trial (parallel). Country principal investigators: UK. Where trial conducted: UK. Date of trial: not reported. Multi-centre: no. Blinding: outcome assessor was blinded. Lost to follow-up: 15/116 (stocking), 16/115 (control); dropouts due to low compliance or flight connection problems.</p>
Participants	<p>Inclusion criteria: participants older than 50 years and travelling 2 sectors of at least 8 hours within 6 weeks. Participants were recruited by placing advertisements in local newspapers, travel shops and</p>

Scurr 2001 (Continued)

press releases. Preliminary screening included examination and medical questionnaire, those eligible were investigated for previous DVT by duplex ultrasound.

Exclusion criteria: participants with previous episodes of venous thrombosis, those taking anticoagulants, those regularly wearing compression stockings, those with cardiorespiratory problems, or other serious illness.

No. randomised: 231.

No. analysed: 200.

Age (years): median 61 (IQR 56 to 66) (stocking), 62 (IQR 56 to 68) (control).

Sex: 34 M, 81 F (stocking), 55 M, 61 F (control) - based on number randomised.

Interventions	<p>Stocking Group</p> <p>Type of stocking: below-knee Class 1 German Hohenstein compression stocking with 20 to 30 mmHg of pressure at the ankle. Stockings were put on before the flight and removed on arrival.</p> <p>No. randomised: 116.</p> <p>No. analysed: 100.</p> <p>Length of flight: more than 8 hours.</p> <p>Type of seat: Economy.</p> <p>Route and time of flight: not reported.</p> <p>Additional interventions: none given but some participants were taking additional medication: aspirin (11); HRT (16); thyroxine (6); antihypertensives (12); anti-peptic ulcer drugs (3).</p> <p>Control Group</p> <p>Type of control: no intervention.</p> <p>No. randomised: 115.</p> <p>No. analysed: 100.</p> <p>Length of flight: more than 8 hours.</p> <p>Type of seat: Economy.</p> <p>Route and time of flight: not reported.</p> <p>Additional interventions: none given but some participants were taking additional medication: aspirin (9); HRT (8); thyroxine (6); antihypertensives (10); anti-peptic ulcer drugs (8).</p>
Outcomes	<p>Outcomes assessed: incidence of DVT and SVT.</p> <p>DVT diagnosed by: duplex ultrasound scanning which was performed during the pre screening process and within 48 hours after the flight.</p> <p>Site of DVT: not reported.</p> <p>Site of SVT: knee region which was compressed by the upper edge of the stocking, in 4 participants who all had varicose veins. No SVT in the control group.</p> <p>Other investigations performed: blood samples were taken before and after the flight.</p> <p>Additional complications reported: none.</p>
Funding	Stamford Hospital, London, UK; and Medi UK Ltd.
Declarations of interest	None reported.
Notes	More females in stockings group (70% GCT versus 53% no GCT).

Risk of bias

Bias	Authors' judgement	Support for judgement
Random sequence generation (selection bias)	Unclear risk	States randomised but not reported
Allocation concealment (selection bias)	Low risk	Used sealed envelope
Blinding of participants and personnel (performance bias)	High risk	Not possible

Scurr 2001 (Continued)

All outcomes

Blinding of outcome assessment (detection bias) All outcomes	Unclear risk	Low risk for the only reported outcome of DVT as technician unaware of group. Unclear if assessor of other outcomes were blinded
Incomplete outcome data (attrition bias) All outcomes	Low risk	13% of participants lost to follow-up, but these are evenly distributed between the groups
Selective reporting (reporting bias)	Unclear risk	Outcomes (apart from DVT) not reported fully
Other bias	Unclear risk	Gender imbalance at baseline despite randomisation. Unclear if this could impact the incidence of DVT. No other baseline imbalances identified

BMI: body mass index

DVT: deep vein thrombosis

F: female

GCS: graduated compression stockings

GCT: graduated compression tights

HRT: hormone replacement therapy

IQR: inter-quartile range

M: male

SD: standard deviation

SVT: superficial vein thrombosis

VTE: venous thromboembolism

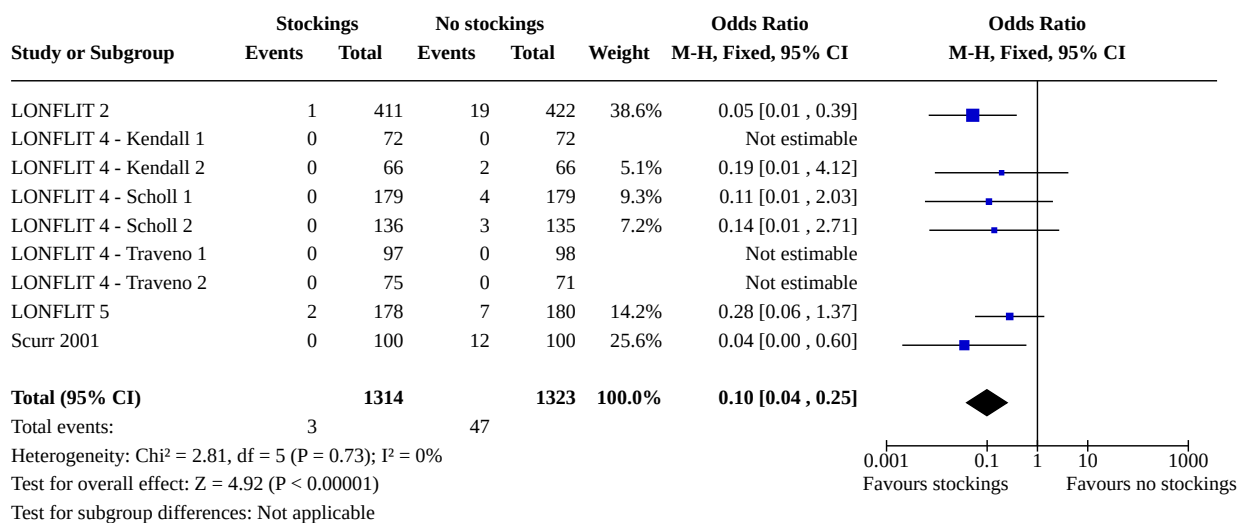
Characteristics of excluded studies [ordered by study ID]

Study	Reason for exclusion
Iwama 2002	Not randomised

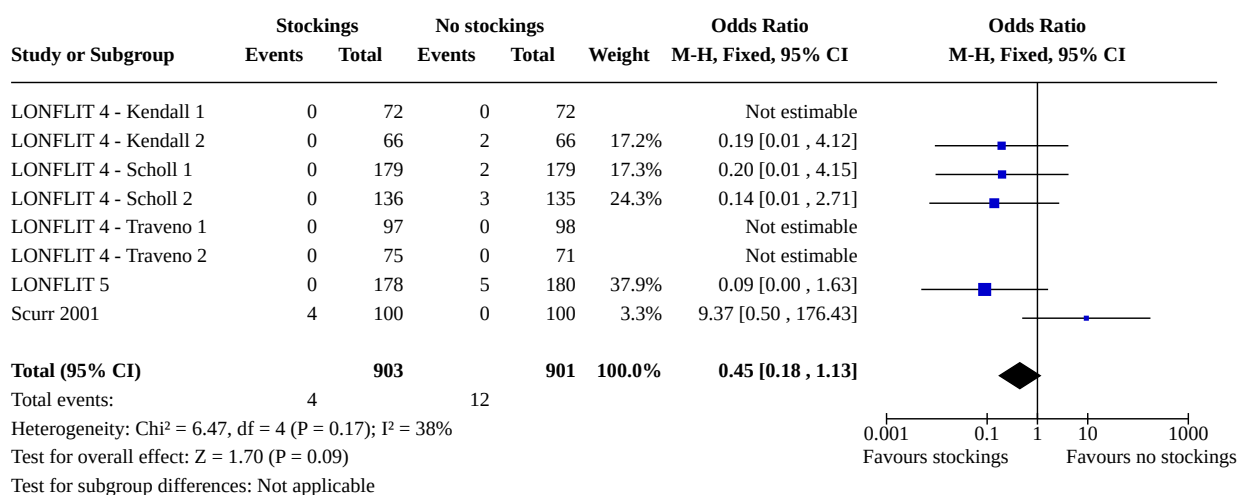
DATA AND ANALYSES
Comparison 1. Wearing stockings versus not wearing stockings

Outcome or subgroup title	No. of studies	No. of participants	Statistical method	Effect size
1.1 Symptomless deep vein thrombosis	9	2637	Odds Ratio (M-H, Fixed, 95% CI)	0.10 [0.04, 0.25]
1.2 Superficial vein thrombosis	8	1804	Odds Ratio (M-H, Fixed, 95% CI)	0.45 [0.18, 1.13]
1.3 Oedema	6	1246	Mean Difference (IV, Fixed, 95% CI)	-4.72 [-4.91, -4.52]

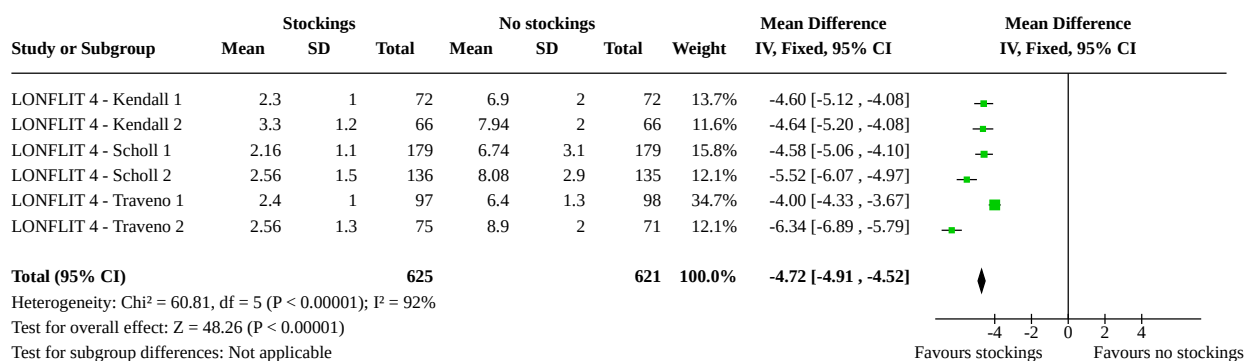
Analysis 1.1. Comparison 1: Wearing stockings versus not wearing stockings, Outcome 1: Symptomless deep vein thrombosis



Analysis 1.2. Comparison 1: Wearing stockings versus not wearing stockings, Outcome 2: Superficial vein thrombosis



Analysis 1.3. Comparison 1: Wearing stockings versus not wearing stockings, Outcome 3: Oedema



APPENDICES

Appendix 1. Search strategies 2020

Source	Search strategy	Hits retrieved
1. VASCULAR REGISTER IN CRSW	#1 aviation or aviator* or airline* or aeroplane* or aircraft* or plane* or flying or flight* or travel* or passenger* AND INREGISTER AND 01/01/2016_TO_06/04/2020:CRSCREATED #2 stocking* or hosiery or tights or sock* or bandage* AND INREGISTER AND 01/01/2016_TO_06/04/2020:CRSCREATED #3 #1 AND #2	April 2020: 1
2. CENTRAL	#1 MESH DESCRIPTOR Aerospace Medicine EXPLODE ALL TREES 200 #2 MESH DESCRIPTOR Air Travel EXPLODE ALL TREES 7 #3 MESH DESCRIPTOR Travel Medicine EXPLODE ALL TREES 4 #4 MESH DESCRIPTOR Travel Nursing EXPLODE ALL TREES 0 #5 MESH DESCRIPTOR Aircraft EXPLODE ALL TREES 124 #6 MESH DESCRIPTOR Aviation EXPLODE ALL TREES 271 #7 MESH DESCRIPTOR Transportation EXPLODE ALL TREES 645 #8 (aviation or aviator* or airline* or aeroplane* or aircraft* or plane* or flying or flight* or travel* or passenger*):TI,AB,KY 9274 #9 (long adj2 haul):TI,AB,KY 46 #10 (long adj2 distance):TI,AB,KY 320 #11 nonstop:TI,AB,KY 8 #12 (non adj2 stop):TI,AB,KY 25 #13 (economy class):TI,AB,KY 11 #14 (coach class):TI,AB,KY 2 #15 (economy adj2 seat):TI,AB,KY 0	April 2020: 22

(Continued)

```
#16 sedentar*:TI,AB,KY 6558

#17 (sitting or seated):TI,AB,KY 8001

#18 inactiv*:TI,AB,KY 11783

#19 immobil*:TI,AB,KY 3148

#20 MESH DESCRIPTOR Immobilization EXPLODE ALL TREES 702

#21 #1 OR #2 OR #3 OR #4 OR #5 OR #6 OR #7 OR #8 OR #9 OR #10 OR #11 OR
#12 OR #13 OR #14 OR #15 OR #16 OR #17 OR #18 OR #19 OR #20 37751

#22 (stocking* or hosiery or tights or sock* or bandage*):TI,AB,KY 5413

#23 MESH DESCRIPTOR Bandages EXPLODE ALL TREES 2734

#24 #22 OR #23 6020

#25 #21 AND #24 293

#26 MESH DESCRIPTOR Venous Thrombosis EXPLODE ALL TREES 2604

#27 MESH DESCRIPTOR Thrombophlebitis EXPLODE ALL TREES 1058

#28 MESH DESCRIPTOR Thromboembolism EXPLODE ALL TREES 1992

#29 MESH DESCRIPTOR Venous Thromboembolism EXPLODE ALL TREES 607

#30 MESH DESCRIPTOR Thrombosis EXPLODE ALL TREES 4605

#31 (thromboprophyla* or thrombus or thrombotic or thrombolic or emboli*
or thrombos*):TI,AB,KY 25573

#32 (DVT or VTE):TI,AB,KY 3325

#33 (blood adj2 clot*):TI,AB,KY 4894

#34 (blood adj2 stasis):TI,AB,KY 1021

#35 (vein* adj2 stasis):TI,AB,KY 11

#36 (venous adj2 stasis):TI,AB,KY 169

#37 #26 OR #27 OR #28 OR #29 OR #30 OR #31 OR #32 OR #33 OR #34 OR #35 OR
#36 32132

#38 #25 AND #37 68
```

3. Clinicaltrials.gov	Thrombosis OR Thrombophlebitis OR Thromboembolism OR DVT stocking or hosiery or tights or sock or bandage	April 2020: 0
4. ICTRP Search Portal	ICTRP database is not available 6.4.20 as it is currently restricted to WHO internal staff only	April 2020: N/A
5. Medline (Ovid MEDLINE® Epub Ahead of Print, In-Process & Other Non-Indexed Citations, Ovid MEDLINE® Daily and Ovid MEDLINE®) 1946 to present	1 exp Aerospace Medicine/ 2 exp Air Travel/ 3 exp Travel Medicine/ 4 exp Travel Nursing/ 5 exp Aircraft/ 2017 onwards	April 2020: 23
	6 exp Aviation/	

(Continued)

- 7 Transportation/
- 8 (aviation or aviator* or airline* or aeroplane* or aircraft* or plane* or flying or flight* or travel* or passenger*).ti,ab.
- 9 (long adj2 haul).ti,ab.
- 10 (long adj2 distance).ti,ab.
- 11 nonstop.ti,ab.
- 12 (non adj2 stop).ti,ab.
- 13 economy class.ti,ab.
- 14 coach class.ti,ab.
- 15 (economy adj2 seat).ti,ab.
- 16 sedentar*.ti,ab.
- 17 (sitting or seated).ti,ab.
- 18 inactiv*.ti,ab.
- 19 immobil*.ti,ab.
- 20 exp Immobilization/
- 21 or/1-20
- 22 (stocking* or hosiery or tights or sock* or bandage*).ti,ab.
- 23 exp Bandages/
- 24 or/22-23
- 25 21 and 24
- 26 exp Venous Thrombosis/
- 27 exp Thrombophlebitis/
- 28 exp Thromboembolism/
- 29 exp Venous Thromboembolism/
- 30 Thrombosis/
- 31 (thromboprophyla* or thrombus or thrombotic or thrombolic or emboli* or thrombos*).ti,ab.
- 32 (DVT or VTE).ti,ab.
- 33 (blood adj2 clot*).ti,ab.
- 34 (blood adj2 stasis).ti,ab.
- 35 (vein* adj2 stasis).ti,ab.
- 36 (venous adj2 stasis).ti,ab.
- 37 or/26-36
- 38 25 and 37
- 39 randomized controlled trial.pt.

(Continued)

40 controlled clinical trial.pt.
41 randomized.ab.
42 placebo.ab.
43 drug therapy.fs.
44 randomly.ab.
45 trial.ab.
46 groups.ab.
47 or/39-46
48 exp animals/ not humans.sh.
49 47 not 48
50 38 and 49

6. Embase 1974 to
present 2017 onwards

1 exp Aerospace Medicine/
2 exp Air Travel/
3 exp Travel Medicine/
4 exp Travel Nursing/
5 exp Aircraft/
6 exp Aviation/
7 Transportation/
8 (aviation or aviator* or airline* or aeroplane* or aircraft* or plane* or flying
or flight* or travel* or passenger*).ti,ab.
9 (long adj2 haul).ti,ab.
10 (long adj2 distance).ti,ab.
11 nonstop.ti,ab.
12 (non adj2 stop).ti,ab.
13 economy class.ti,ab.
14 coach class.ti,ab.
15 (economy adj2 seat).ti,ab.
16 sedentar*.ti,ab.
17 (sitting or seated).ti,ab.
18 inactiv*.ti,ab.
19 immobil*.ti,ab.
20 exp Immobilization/
21 or/1-20
22 (stocking* or hosiery or tights or sock* or bandage*).ti,ab.

April 2020: 26

(Continued)

23 exp Bandages/
24 or/22-23
25 21 and 24
26 exp Venous Thrombosis/
27 exp Thrombophlebitis/
28 exp Thromboembolism/
29 exp Venous Thromboembolism/
30 Thrombosis/
31 (thromboprophyla* or thrombus or thrombotic or thrombolic or emboli* or thrombos*).ti,ab.
32 (DVT or VTE).ti,ab.
33 (blood adj2 clot*).ti,ab.
34 (blood adj2 stasis).ti,ab.
35 (vein* adj2 stasis).ti,ab.
36 (venous adj2 stasis).ti,ab.
37 or/26-36
38 25 and 37
39 randomized controlled trial.pt.
40 controlled clinical trial.pt.
41 randomized.ab.
42 placebo.ab.
43 drug therapy.fs.
44 randomly.ab.
45 trial.ab.
46 groups.ab.
47 or/39-46
48 exp animals/ not humans.sh.
49 47 not 48
50 38 and 49

7. CINAHL 2017 on-
wards

S55 S39 AND S54

April 2020: 4

S54 S40 OR S41 OR S42 OR S43 OR S44 OR S45 OR S46 OR S47 OR S48 OR S49
OR S50 OR S51 OR S52 OR S53

S53 MH "Random Assignment"

S52 MH "Triple-Blind Studies"

S51 MH "Double-Blind Studies"

(Continued)

S50 MH "Single-Blind Studies"

S49 MH "Crossover Design"

S48 MH "Factorial Design"

S47 MH "Placebos"

S46 MH "Clinical Trials"

S45 TX "multi-centre study" OR "multi-center study" OR "multicentre study"
OR "multicenter study" OR "multi-site study"

S44 TX crossover OR "cross-over"

S43 AB placebo*

S42 TX random*

S41 TX trial*

S40 TX "latin square"

S39 S26 AND S38

S38 S27 OR S28 OR S29 OR S30 OR S31 OR S32 OR S33 OR S34 OR S35 OR S36
OR S37

S37 TX venous n2 stasis

S36 TX vein* n2 stasis

S35 TX blood n2 stasis

S34 TX blood n2 clot*

S33 TX DVT or VTE

S32 TX thromboprophyla* or thrombus or thrombotic or thrombolic or em-
boli* or thrombos*

S31 (MH "Thrombosis+")

S30 (MH "Venous Thromboembolism")

S29 (MH "Thromboembolism+")

S28 (MH "Thrombophlebitis+")

S27 (MH "Venous Thrombosis+")

S26 S22 AND S25

S25 S23 OR S24

S24 (MH "Bandages and Dressings+")

S23 TX stocking* or hosiery or tights or sock* or bandage*

S22 S1 OR S2 OR S3 OR S4 OR S5 OR S6 OR S7 OR S8 OR S9 OR S10 OR S11 OR
S12 OR S13 OR S14 OR S15 OR S16 OR S17 OR S18 OR S19 OR S20 OR S21

S21 (MH "Immobilization")

S20 TX immobil*

S19 TX inactiv*

(Continued)

S18 TX seated

S17 TX sitting

S16 TX sedentar*

S15 TX economy n2 seat

S14 TX coach class

S13 TX economy class

S12 TX non n2 stop

S11 TX nonstop

S10 TX long n2 distance

S9 TX long n2 haul

S8 TX aviation or aviator* or airline* or aeroplane* or aircraft* or plane* or flying or flight* or travel* or passenger*

S7 (MH "Transportation")

S6 (MH "Aviation+")

S5 (MH "Aerospace Medicine")

S4 (MH "Flight Nursing")

S3 (MH "Aircraft")

S2 (MH "Air Travel")

S1 (MH "Aerospace Medicine")

8. AMED (Allied and
Complementary Med-
icine) 1985 to present
2017 onwards

1 exp aviation/
2 (aviation or aviator* or airline* or aeroplane* or aircraft* or plane* or flying
or flight* or travel* or passenger*).ti,ab.
3 (long adj2 haul).ti,ab.
4 (long adj2 distance).ti,ab.
5 nonstop.ti,ab.
6 (non adj2 stop).ti,ab.
7 economy class.ti,ab.
8 coach class.ti,ab.
9 (economy adj2 seat).ti,ab.
10 sedentar*.ti,ab.
11 (sitting or seated).ti,ab.
12 inactiv*.ti,ab.
13 immobil*.ti,ab.
14 exp immobilization/
15 or/1-14

April 2020: 0

(Continued)

- 16 (stocking* or hosiery or tights or sock* or bandage*).ti,ab.
- 17 exp Bandages/
- 18 or/16-17
- 19 15 and 18
- 20 exp Thrombophlebitis/
- 21 exp Thromboembolism/
- 22 (thromboprophyla* or thrombus or thrombotic or thrombolic or emboli* or thrombos*).ti,ab.
- 23 (DVT or VTE).ti,ab.
- 24 (blood adj2 clot*).ti,ab.
- 25 (blood adj2 stasis).ti,ab.
- 26 (vein* adj2 stasis).ti,ab.
- 27 (venous adj2 stasis).ti,ab.
- 28 or/20-27
- 29 19 and 28
- 30 exp CLINICAL TRIALS/
- 31 RANDOM ALLOCATION/
- 32 DOUBLE BLIND METHOD/
- 33 Clinical trial.pt.
- 34 (clinic* adj trial*).tw.
- 35 ((singl* or doubl* or trebl* or tripl*) adj (blind* or mask*)).tw.
- 36 PLACEBOS/
- 37 placebo*.tw.
- 38 random*.tw.
- 39 PROSPECTIVE STUDIES/
- 40 or/30-39
- 41 29 and 40

FEEDBACK

Comment on LONFLIT Studies, August 2009

Summary

These reviews include a number of papers by Gianni Belcaro who was erased from the UK medical register in June 2007. This was for "misconduct", which seems to have been that he included as co-authors on his papers people who were not involved in the research. The GMC report does not suggest that data was falsified (<http://webcache.gmc-uk.org/minutesfiles/3313.HTML>).

Should you mention in the systematic reviews that the data may be suspect in Belcaro's papers?

Reply

The authors of this review have been informed of concerns that have been raised about the authorship of some research papers by the lead investigator for the LONFLIT trials (which provide most of the randomised evidence included in this review): Gianni Belcaro. They are considering the potential impact on the findings of the review. The contact author for this Cochrane review, Mike Clarke, has written to the Editor in Chief of Angiology, which published the reports for many of the LONFLIT studies, asking if they should have any concerns about the reliability of these articles.

2016 update

The Editor in Chief of Angiology raised no concerns about the reliability of these articles when contacted by Mike Clarke in response to the concerns raised about the authorship of some research papers by the lead investigator for the LONFLIT trials.

Contributors

Feedback: Michael Power (Guideline author)

Reply: Mike J Clarke on behalf of the review team

WHAT'S NEW

Date	Event	Description
11 December 2020	New search has been performed	Search updated. One new study included.
11 December 2020	New citation required but conclusions have not changed	Search updated. One new study included. No change to conclusions.

HISTORY

Protocol first published: Issue 1, 2003

Review first published: Issue 2, 2006

Date	Event	Description
18 March 2016	New citation required but conclusions have not changed	Search updated. One new study included. Review amended to reflect current Cochrane standards. 'Risk of bias' assessments and 'Summary of findings' table added. New author joined the review team. No change to conclusions.
18 March 2016	New search has been performed	Search updated. One new study included.
10 November 2009	Amended	Contact details updated.
11 August 2009	Feedback has been incorporated	Comment on LONFLIT Studies
4 June 2008	Amended	Converted to new review format.
4 April 2007	Amended	One new included trial; added as a secondary reference to Scurr 2001. Updated dates of search in text.

CONTRIBUTIONS OF AUTHORS

MC: initial draft of protocol, revision and approval of the protocol, initial screening of articles, selection of studies; data extraction for the original review, review and approval of update

CB: selection of studies and data extraction, assessment of all included studies for risk of bias, revision of text for update

SH: initial draft of the protocol, revision and approval of the protocol, initial screening of articles, selection of studies and data extraction for the original review, review and approval of update

EJ: revision and approval of the protocol, selection of studies, data extraction and additional statistical analyses for the original review, review and approval of update

AE: revision and approval of the protocol, design of the search strategy for original review, initial screening and selection of articles; data extraction for the original review, review and approval of update

DECLARATIONS OF INTEREST

MC: none known

CB: none known. CB is a member of Cochrane Vascular's editorial staff. To prevent any conflict-of-interest issues, editorial decisions and activities related to this review were carried out by other editorial staff where appropriate.

SH: none known

EJ: none known

AE: none known

SOURCES OF SUPPORT

Internal sources

- No sources of support supplied

External sources

- Chief Scientist Office, Scottish Government Health Directorates, The Scottish Government, UK

The Cochrane Vascular editorial base is supported by the Chief Scientist Office

DIFFERENCES BETWEEN PROTOCOL AND REVIEW

2021

In future updates, we will only include studies which measure DVT. This decision has been made following discussion with the author team as we believe the usefulness of this review will not be improved by updates including studies which do not investigate DVT.

2016

In previous versions of this review the method of concealment of allocation used in each identified study was assessed and categorized as A (adequate), B (unclear) or C (not concealed). For this update all included studies were assessed for risk of bias using Cochrane's 'Risk of bias' tool as described in [Higgins 2011](#). In keeping with current Cochrane guidelines a 'Summary of findings' table was included in this update.

INDEX TERMS

Medical Subject Headings (MeSH)

*Air Travel; Bias; Edema [etiology]; Randomized Controlled Trials as Topic; *Stockings, Compression [adverse effects]; *Travel-Related Illness; Venous Thrombosis [*prevention & control]

MeSH check words

Humans