

## Health Services and Delivery Research

Volume 8 • Issue 12 • February 2020

ISSN 2050-4349

# Factors influencing utilisation of 'free-standing' and 'alongside' midwifery units for low-risk births in England: a mixed-methods study

*Denis Walsh, Helen Spiby, Christine McCourt, Dawn Coleby, Celia Grigg, Simon Bishop,  
Miranda Scanlon, Lorraine Culley, Jane Wilkinson, Lynne Pacanowski and Jim Thornton*





# Factors influencing utilisation of 'free-standing' and 'alongside' midwifery units for low-risk births in England: a mixed-methods study

Denis Walsh,<sup>1\*</sup> Helen Spiby,<sup>1</sup> Christine McCourt,<sup>2</sup>  
Dawn Coleby,<sup>1</sup> Celia Grigg,<sup>1</sup> Simon Bishop,<sup>1</sup>  
Miranda Scanlon,<sup>2</sup> Lorraine Culley,<sup>3</sup> Jane Wilkinson,<sup>4</sup>  
Lynne Pacanowski<sup>5</sup> and Jim Thornton<sup>1</sup>

<sup>1</sup>School of Health Sciences, University of Nottingham, Nottingham, UK

<sup>2</sup>School of Health Sciences, City, University of London, London, UK

<sup>3</sup>Faculty of Health and Life Sciences, De Montfort University, Leicester, UK

<sup>4</sup>West Cheshire Clinical Commissioning Group, Wirral, UK

<sup>5</sup>Guy's and St Thomas' NHS Foundation Trust, London, UK

\*Corresponding author

**Declared competing interests of authors:** Miranda Scanlon reports grants from the National Institute for Health Research (NIHR) during the conduct of the study. Outside the submitted work, Miranda Scanlon reports personal fees from Which? (London, UK), the National Perinatal Epidemiology Unit (University of Oxford, Oxford, UK), Rod Gibson Associates Ltd (Wotton-under-Edge, UK) and the Midwifery Unit Network, and grants from NIHR. Jim Thornton is a member of the NIHR Health Technology and Assessment and Efficacy and Mechanism Evaluation Editorial Board (from 2012 to present).

Published February 2020

DOI: 10.3310/hsdr08120

This report should be referenced as follows:

Walsh D, Spiby H, McCourt C, Coleby D, Grigg C, Bishop S, *et al*. Factors influencing utilisation of 'free-standing' and 'alongside' midwifery units for low-risk births in England: a mixed-methods study. *Health Serv Deliv Res* 2020;**8**(12).



# Health Services and Delivery Research

ISSN 2050-4349 (Print)

ISSN 2050-4357 (Online)

This journal is a member of and subscribes to the principles of the Committee on Publication Ethics (COPE) ([www.publicationethics.org/](http://www.publicationethics.org/)).

Editorial contact: [journals.library@nihr.ac.uk](mailto:journals.library@nihr.ac.uk)

The full HS&DR archive is freely available to view online at [www.journalslibrary.nihr.ac.uk/hsdr](http://www.journalslibrary.nihr.ac.uk/hsdr). Print-on-demand copies can be purchased from the report pages of the NIHR Journals Library website: [www.journalslibrary.nihr.ac.uk](http://www.journalslibrary.nihr.ac.uk)

## Criteria for inclusion in the *Health Services and Delivery Research* journal

Reports are published in *Health Services and Delivery Research* (HS&DR) if (1) they have resulted from work for the HS&DR programme, and (2) they are of a sufficiently high scientific quality as assessed by the reviewers and editors.

## HS&DR programme

The HS&DR programme funds research to produce evidence to impact on the quality, accessibility and organisation of health and social care services. This includes evaluations of how the NHS and social care might improve delivery of services.

For more information about the HS&DR programme please visit the website at <https://www.nihr.ac.uk/explore-nihr/funding-programmes/health-services-and-delivery-research.htm>

## This report

The research reported in this issue of the journal was funded by the HS&DR programme or one of its preceding programmes as project number 14/04/28. The contractual start date was in December 2015. The final report began editorial review in May 2018 and was accepted for publication in April 2019. The authors have been wholly responsible for all data collection, analysis and interpretation, and for writing up their work. The HS&DR editors and production house have tried to ensure the accuracy of the authors' report and would like to thank the reviewers for their constructive comments on the final report document. However, they do not accept liability for damages or losses arising from material published in this report.

This report presents independent research funded by the National Institute for Health Research (NIHR). The views and opinions expressed by authors in this publication are those of the authors and do not necessarily reflect those of the NHS, the NIHR, NETSCC, the HS&DR programme or the Department of Health and Social Care. If there are verbatim quotations included in this publication the views and opinions expressed by the interviewees are those of the interviewees and do not necessarily reflect those of the authors, those of the NHS, the NIHR, NETSCC, the HS&DR programme or the Department of Health and Social Care.

**© Queen's Printer and Controller of HMSO 2020. This work was produced by Walsh *et al.* under the terms of a commissioning contract issued by the Secretary of State for Health and Social Care. This issue may be freely reproduced for the purposes of private research and study and extracts (or indeed, the full report) may be included in professional journals provided that suitable acknowledgement is made and the reproduction is not associated with any form of advertising. Applications for commercial reproduction should be addressed to: NIHR Journals Library, National Institute for Health Research, Evaluation, Trials and Studies Coordinating Centre, Alpha House, University of Southampton Science Park, Southampton SO16 7NS, UK.**

Published by the NIHR Journals Library ([www.journalslibrary.nihr.ac.uk](http://www.journalslibrary.nihr.ac.uk)), produced by Prepress Projects Ltd, Perth, Scotland ([www.prepress-projects.co.uk](http://www.prepress-projects.co.uk)).

## NIHR Journals Library Editor-in-Chief

**Professor Ken Stein** Professor of Public Health, University of Exeter Medical School, UK

## NIHR Journals Library Editors

**Professor John Powell** Chair of HTA and EME Editorial Board and Editor-in-Chief of HTA and EME journals. Consultant Clinical Adviser, National Institute for Health and Care Excellence (NICE), UK, and Senior Clinical Researcher, Nuffield Department of Primary Care Health Sciences, University of Oxford, UK

**Professor Andrée Le May** Chair of NIHR Journals Library Editorial Group (HS&DR, PGfAR, PHR journals) and Editor-in-Chief of HS&DR, PGfAR, PHR journals

**Professor Matthias Beck** Professor of Management, Cork University Business School, Department of Management and Marketing, University College Cork, Ireland

**Dr Tessa Crilly** Director, Crystal Blue Consulting Ltd, UK

**Dr Eugenia Cronin** Senior Scientific Advisor, Wessex Institute, UK

**Dr Peter Davidson** Consultant Advisor, Wessex Institute, University of Southampton, UK

**Ms Tara Lamont** Director, NIHR Dissemination Centre, UK

**Dr Catriona McDaid** Senior Research Fellow, York Trials Unit, Department of Health Sciences, University of York, UK

**Professor William McGuire** Professor of Child Health, Hull York Medical School, University of York, UK

**Professor Geoffrey Meads** Professor of Wellbeing Research, University of Winchester, UK

**Professor John Norrie** Chair in Medical Statistics, University of Edinburgh, UK

**Professor James Raftery** Professor of Health Technology Assessment, Wessex Institute, Faculty of Medicine, University of Southampton, UK

**Dr Rob Riemsma** Reviews Manager, Kleijnen Systematic Reviews Ltd, UK

**Professor Helen Roberts** Professor of Child Health Research, UCL Great Ormond Street Institute of Child Health, UK

**Professor Jonathan Ross** Professor of Sexual Health and HIV, University Hospital Birmingham, UK

**Professor Helen Snooks** Professor of Health Services Research, Institute of Life Science, College of Medicine, Swansea University, UK

**Professor Ken Stein** Professor of Public Health, University of Exeter Medical School, UK

**Professor Jim Thornton** Professor of Obstetrics and Gynaecology, Faculty of Medicine and Health Sciences, University of Nottingham, UK

**Professor Martin Underwood** Warwick Clinical Trials Unit, Warwick Medical School, University of Warwick, UK

Please visit the website for a list of editors: [www.journalslibrary.nihr.ac.uk/about/editors](http://www.journalslibrary.nihr.ac.uk/about/editors)

**Editorial contact:** [journals.library@nihr.ac.uk](mailto:journals.library@nihr.ac.uk)

# Abstract

## Factors influencing utilisation of ‘free-standing’ and ‘alongside’ midwifery units for low-risk births in England: a mixed-methods study

Denis Walsh,<sup>1\*</sup> Helen Spiby,<sup>1</sup> Christine McCourt,<sup>2</sup> Dawn Coleby,<sup>1</sup> Celia Grigg,<sup>1</sup> Simon Bishop,<sup>1</sup> Miranda Scanlon,<sup>2</sup> Lorraine Culley,<sup>3</sup> Jane Wilkinson,<sup>4</sup> Lynne Pacanowski<sup>5</sup> and Jim Thornton<sup>1</sup>

<sup>1</sup>School of Health Sciences, University of Nottingham, Nottingham, UK

<sup>2</sup>School of Health Sciences, City, University of London, London, UK

<sup>3</sup>Faculty of Health and Life Sciences, De Montfort University, Leicester, UK

<sup>4</sup>West Cheshire Clinical Commissioning Group, Wirral, UK

<sup>5</sup>Guy’s and St Thomas’ NHS Foundation Trust, London, UK

\*Corresponding author [denis.walsh@ntlworld.com](mailto:denis.walsh@ntlworld.com)

**Background:** Midwifery-led units (MUs) are recommended for ‘low-risk’ births by the National Institute for Health and Care Excellence but according to the National Audit Office were not available in one-quarter of trusts in England in 2013 and, when available, were used by only a minority of the low-risk women for whom they should be suitable. This study explores why.

**Objectives:** To map the provision of MUs in England and explore barriers to and facilitators of their development and use; and to ascertain stakeholder views of interventions to address these barriers and facilitators.

**Design:** Mixed methods – first, MU access and utilisation across England was mapped; second, local media coverage of the closure of free-standing midwifery units (FMUs) were analysed; third, case studies were undertaken in six sites to explore the barriers and facilitators that have an impact on the development of MUs; and, fourth, by convening a stakeholder workshop, interventions to address the barriers and facilitators were discussed.

**Setting:** English NHS maternity services.

**Participants:** All trusts with maternity services.

**Interventions:** Establishing MUs.

**Main outcome measures:** Numbers and types of MUs and utilisation of MUs.

**Results:** Births in MUs across England have nearly tripled since 2011, to 15% of all births. However, this increase has occurred almost exclusively in alongside units, numbers of which have doubled. Births in FMUs have stayed the same and these units are more susceptible to closure. One-quarter of trusts in England have no MUs; in those that do, nearly all MUs are underutilised. The study findings indicate that most trust managers, senior midwifery managers and obstetricians do not regard their MU provision as being as important as their obstetric-led unit provision and therefore it does not get embedded as an equal and parallel component in the trust’s overall maternity package of care. The analysis illuminates how provision and utilisation are influenced by a complex range of factors, including the medicalisation of childbirth, financial constraints and institutional norms protecting the status quo.

**Limitations:** When undertaking the case studies, we were unable to achieve representativeness across social class in the women's focus groups and struggled to recruit finance directors for individual interviews. This may affect the transferability of our findings.

**Conclusions:** Although there has been an increase in the numbers and utilisation of MUs since 2011, significant obstacles remain to MUs reaching their full potential, especially FMUs. This includes the capacity and willingness of providers to address women's information needs. If these remain unaddressed at commissioner and provider level, childbearing women's access to MUs will continue to be restricted.

**Future work:** Work is needed on optimum approaches to improve decision-makers' understanding and use of clinical and economic evidence in service design. Increasing women's access to information about MUs requires further studies of professionals' understanding and communication of evidence. The role of FMUs in the context of rural populations needs further evaluation to take into account user and community impact.

**Funding:** This project was funded by the National Institute for Health Research (NIHR) Health Services and Delivery Research programme and will be published in full in *Health Services and Delivery Research*; Vol. 8, No. 12. See the NIHR Journals Library website for further project information.



# Contents

<b>List of tables</b>	<b>xi</b>
<b>List of figures</b>	<b>xiii</b>
<b>List of boxes</b>	<b>xv</b>
<b>Glossary</b>	<b>xvii</b>
<b>List of abbreviations</b>	<b>xix</b>
<b>Plain English summary</b>	<b>xxi</b>
<b>Scientific summary</b>	<b>xxiii</b>
<b>Chapter 1 Background</b>	<b>1</b>
Introduction	1
Rationale for the research	1
Aims and objectives	2
Structure of the report	2
Updated literature review	2
<b>Chapter 2 Research approach and methods</b>	<b>5</b>
Study organisation and management	5
Public involvement in the research	5
<i>User involvement in the study design</i>	5
User involvement in the study implementation	5
Research design and methods	5
Stage 1 (objectives 1 and 2)	6
<i>Objective 1</i>	6
<i>Objective 2</i>	7
Stage 2 (objectives 3–5)	7
<i>Objectives</i>	7
<i>Interviews</i>	10
<i>Focus groups</i>	10
<i>Ethics approval</i>	10
Stage 3 (objective 6)	11
<i>Objective</i>	11
<i>Changes to the protocol</i>	13
<b>Chapter 3 Findings phase 1: mapping, organisation and operation of midwifery-led units</b>	<b>15</b>
Definition of alongside midwifery units	15
Results	16
<i>Number and type of midwifery-led units</i>	16
<i>Changes since the Birthplace in England study</i>	17
<i>Number of births per year in midwifery-led units</i>	18
<i>Size categories of alongside midwifery units birth per year</i>	18
<i>Midwifery-led unit percentage of all births per linked trust</i>	19
<i>Trusts without any midwifery-led units</i>	20

Results of the organisation and operation of midwifery-led units	21
<i>Alongside midwifery units</i>	21
<i>Free-standing midwifery units</i>	25
<i>Consultant midwives attached to midwifery-led units</i>	26
<i>Case-loading and midwifery-led units</i>	26
Closure of free-standing midwifery units in England	27
<i>Media analysis</i>	27
<i>Content analysis</i>	27
<i>Head of midwifery interviews</i>	30
<b>Chapter 4 Findings phase 2: case studies</b>	<b>33</b>
Narrative summaries and within-case analysis	33
<i>Armidale narrative summary</i>	33
<i>Borodale narrative summary</i>	36
<i>Cliffdale narrative summary</i>	39
<i>Dewsdale narrative summary</i>	41
<i>Eisedale narrative summary</i>	44
<i>Ferndale narrative summary</i>	46
Summary	48
Women's focus groups	49
<i>Information and knowledge about midwifery-led units</i>	49
<i>Influences on birthplace decision-making</i>	50
<i>Administrative and logistical issues</i>	53
Summary	54
Cross-case analysis	54
<i>Outer context</i>	57
<i>Intervention characteristics</i>	59
<i>Individual characteristics</i>	61
<i>Inner setting</i>	62
<i>Process</i>	65
Summary	69
<b>Chapter 5 Findings phase 3: stakeholder workshop</b>	<b>71</b>
Programme	71
<i>Response of stakeholders to barriers and facilitators</i>	71
Key themes and how to address them	72
<i>Interventions to address beliefs</i>	73
<i>Interventions to support change</i>	73
<i>Interventions to address leadership</i>	73
<i>Interventions to address organisational and managerial issues</i>	73
<i>Interventions to address resource issues</i>	73
<i>Interventions to address staffing and training</i>	74
<i>Short-, medium- and long-term actions</i>	74
<i>Interventions for midwives, obstetricians and neonatologists</i>	75
<i>Interventions for commissioners</i>	75
<i>Interventions for professional bodies</i>	76
<i>Interventions for service user groups</i>	76
Summary	76
<i>Ideas for increasing the utilisation of midwifery-led units</i>	76

<b>Chapter 6 Discussion</b>	<b>79</b>
Availability of midwifery-led units	79
Evidence of the undervaluing of midwifery-led units	79
Factors that have an impact on midwifery-led units	80
<i>Economic</i>	80
<i>Risk and safety</i>	81
<i>Inadequate leadership</i>	82
<i>Gender</i>	82
The plight of free-standing midwifery units	82
<i>Rationale for closures</i>	82
<i>Institutional control</i>	83
<i>Unpopular with women?</i>	84
Increasing the utilisation of midwifery-led units	84
<i>Leadership and champions</i>	84
<i>Core staff and consultant midwives</i>	85
<i>Operational models</i>	86
Increasing the availability of free-standing midwifery units	87
Addressing professional territorialism	87
Continuity models	87
<b>Chapter 7 Conclusions</b>	<b>89</b>
Implications	90
Recommendations for future research	91
Strengths and limitations	91
<b>Acknowledgements</b>	<b>93</b>
<b>References</b>	<b>95</b>



# List of tables

<b>TABLE 1</b> Numbers/percentages of trusts with different services configurations: OUs and AMUs within the same trust	16
<b>TABLE 2</b> Numbers/percentages of trusts with different services configurations: OUs and FMUs within the same trust	17
<b>TABLE 3</b> Alongside midwifery unit core staff	21
<b>TABLE 4</b> Alongside midwifery unit separate MU-based midwifery clinical leader	21
<b>TABLE 5</b> Alongside midwifery unit with community midwives	21
<b>TABLE 6</b> Alongside midwifery unit midwifery staff moved to OU	22
<b>TABLE 7</b> Alongside midwifery unit closures	22
<b>TABLE 8</b> Alongside midwifery unit closure frequency	22
<b>TABLE 9</b> Alongside midwifery unit with opt-out or opt-in policy	23
<b>TABLE 10</b> Alongside midwifery unit eligibility criteria source	23
<b>TABLE 11</b> Alongside midwifery unit access for ineligible women	23
<b>TABLE 12</b> Alongside midwifery unit physical location	24
<b>TABLE 13</b> Alongside midwifery unit number of rooms	24
<b>TABLE 14</b> Alongside midwifery unit number of rooms with pools	24
<b>TABLE 15</b> Free-standing midwifery unit core midwifery staff	25
<b>TABLE 16</b> Free-standing midwifery unit staff moved (within or between shifts)	25
<b>TABLE 17</b> Free-standing midwifery units closed	25
<b>TABLE 18</b> Free-standing midwifery unit opt-out/opt-in policy	26
<b>TABLE 19</b> Free-standing midwifery unit eligibility criteria different from AMU eligibility criteria	26
<b>TABLE 20</b> Free-standing midwifery unit number of rooms with pools	26
<b>TABLE 21</b> Consultant midwives and MUs	26
<b>TABLE 22</b> Key cross-cutting themes mapped on to CFIR	55



# List of figures

<b>FIGURE 1</b> Stages of the mixed-methods research	<b>6</b>
<b>FIGURE 2</b> Case studies	<b>9</b>
<b>FIGURE 3</b> Flow chart of trusts, AMUs, FMUs and OUs	<b>17</b>
<b>FIGURE 4</b> Numbers of AMUs, FMUs and trusts without MUs in England: change since Birthplace in England study	<b>18</b>
<b>FIGURE 5</b> Percentage of births in OUs and MUs: change since Birthplace in England study	<b>18</b>
<b>FIGURE 6</b> Size of AMUs: numbers of births per year	<b>19</b>
<b>FIGURE 7</b> Size of FMUs: number of births per year	<b>19</b>
<b>FIGURE 8</b> Utilisation of MUs: numbers of trusts by percentage bands of MU births/all trust births	<b>20</b>
<b>FIGURE 9</b> Utilisation of AMUs numbers of OUs by percentage bands of AMU births/all units births	<b>20</b>
<b>FIGURE 10</b> Size of OUs without MUs: number of births per year	<b>20</b>
<b>FIGURE 11</b> Site 1: Armidale	<b>34</b>
<b>FIGURE 12</b> Site 2: Borodale	<b>37</b>
<b>FIGURE 13</b> Site 3: Cliffdale	<b>39</b>
<b>FIGURE 14</b> Site 4: Dewsdale	<b>42</b>
<b>FIGURE 15</b> Site 5: Eisedale	<b>44</b>
<b>FIGURE 16</b> Site 6: Ferndale	<b>46</b>





# List of boxes

**BOX 1** Structure of case study findings

**33**



# Glossary

**Alongside midwifery unit** Midwifery-led care setting for 'low-risk' women, with case-by-case exceptions only. Separate physical space from obstetric-led unit with minimum demarcation being a line on the floor. Only emergency secondary/tertiary level care is permissible within the space. Does not provide care for labouring 'high-risk' women when the obstetric-led unit is short of rooms (unless exceptional circumstances). Number of births per year can be measured.

**Free-standing midwifery unit** An NHS clinical location offering care to low-risk women during labour and birth in which midwives take primary professional responsibility for care. During labour and birth, diagnostic and treatment medical services (including obstetric, neonatal and anaesthetic care) are not immediately available but are located on a separate site should they be needed. Transfer will normally involve car or ambulance.

**High-performing trust** An NHS local maternity service with an alongside midwifery unit and/or free-standing midwifery unit where > 20% of all women give birth in its midwifery-led unit(s).

**Low-performing trust** A NHS local maternity service with an alongside midwifery unit and/or free-standing midwifery unit where < 10% of all women give birth in its midwifery-led unit(s).

**Obstetric-led unit** An NHS clinical location in which care is provided by a team, with obstetricians taking primary professional responsibility for women at high risk of complications during labour and birth. Midwives offer care to all women in an obstetric-led unit, whether they are considered at high or low risk, and take primary responsibility for women with straightforward pregnancies during labour and birth. Diagnostic and treatment medical services (including obstetric, neonatal and anaesthetic care) are available on site, 24 hours per day.



## List of abbreviations

AMU	alongside midwifery unit	NICE	National Institute for Health and Care Excellence
CCG	Clinical Commissioning Group	NLS	neonatal life support
CEO	chief executive officer	OU	obstetric-led unit
CFIR	Consolidated Framework for Implementation Research	RCM	Royal College of Midwives
FMU	free-standing midwifery unit	RCOG	Royal College of Obstetricians and Gynaecologists
HoM	Head of midwifery	RCT	randomised controlled trial
MFG	midwives focus group	REC	Research Ethics Committee
MU	midwifery-led unit	STP	sustainability and transformation plan



## Plain English summary

There is good evidence that it is safer and cheaper for healthy women with straightforward pregnancies to give birth in midwifery-led units (MUs) (home-like settings run by midwives) rather than in obstetric-led units (OUs) run by doctors. Policy-makers recommend that women have a choice of settings in which to give birth.

We studied the current availability of MUs and whether the apparent underutilisation was due to underprovision, failure to promote them or lack of demand. In one-quarter of local maternity services in England, choice is not possible because MUs do not exist or women have trouble getting information or access to them. At least one-third of all pregnant women could benefit from giving birth in such units; however, < 15% actually do.

We found that, although there are more MUs now than 6 years ago, a number of managers, midwives and doctors remain unconvinced of their value. Furthermore, although the number of 'alongside' midwifery units (those located on a hospital site) has increased, there has been very little increase in 'free-standing' midwifery units.

Many managers, obstetricians and midwives believe incorrectly that MUs are more expensive and less safe than OUs and therefore do not encourage pregnant women to use them. We also found evidence that some women were unaware of such units and therefore did not ask their pregnancy care providers about them.

Unless the barriers to MUs are addressed, including the capacity and willingness of providers to address women's information needs, pregnant women's access to MUs will continue to be restricted.





# Scientific summary

## Background

Government policy for maternity care in England since the early 1990s has promoted women's choice of place of birth. These choices are hospital obstetric-led units (OUs), midwifery-led units (MUs) and home. MUs are classified in two ways: (1) attached to OUs [alongside midwifery units (AMUs)] or (2) geographically separate [free-standing midwifery units (FMUs)]. MUs are recommended for women assessed as being at low risk of complications, who constitute approximately 45% of all pregnant women by the end of pregnancy. In 2012, only 11% of women gave birth in MUs, with 87% in OUs and 2% at home. This is despite strong evidence that MUs reduce caesarean rates by two-thirds, are very safe, improve patient satisfaction and are 20% cheaper than OUs. The reasons why most 'low-risk' women give birth in OUs when there is no clinical indication and where care is more expensive required investigation.

Place of birth choices are affected by the lack of MUs across England, where one-third of all maternity services have no MU of any kind. Where MUs do exist, they are underused. In some maternity services,  $\geq 20\%$  women deliver in MUs, whereas in other services the figure is  $\leq 10\%$ . In addition, some services opened MUs that have subsequently closed. Identifying the barriers to and facilitators of a high percentage of MU births and developing potential guidance for developing and sustaining MUs to facilitate greater use would improve women's clinical and psychological outcomes and be more cost-effective for the NHS.

## Research objectives

- To describe the configuration, organisation and operation of MUs, both AMUs and FMUs, in England.
- To build an understanding of the key issues and barriers to uptake of MUs (including why some maternity units have closed FMUs).
- To explore why some maternity services in England have no MUs.
- To identify why some maternity services in England have  $\geq 20\%$  of all births in MUs.
- To identify why some maternity services in England have MUs but are running at substantial undercapacity ( $\leq 10\%$  of all births).
- To convene a national maternity care stakeholders' workshop to discuss appropriate interventions and service guidance to inform future maternity service commissioning and provision regarding improving the availability and utilisation of MUs.

## Methods

Mixed methods, incorporating a mapping survey and comparative case studies, were used to answer these aims and objectives. Following a mapping of the organisation of maternity services nationally and an analysis of local media coverage of FMUs that had been closed, we chose six sites to study in depth. In each site we gathered information from women who have used maternity services, midwives and NHS managers and commissioners, using interviews and focus groups. The analysis consisted of both a 'within-case' and a 'cross-case' focus, including application of the Consolidated Framework for Implementation Research, which helped us to identify why some services were successful in opening and promoting MUs and others were not. At a stakeholder workshop we discussed a set of priority actions to help services to increase the provision and uptake of MUs.

## Results

Our mapping showed that there are now more MUs than ever before and that the growth has been in AMUs rather than in FMUs. There has been an associated increase in the percentage of births in MUs in England, from 5% in 2011 to 14% in 2016. However, the growth in MUs is unequally distributed across the country, there remains a minority of trusts without any MUs and the provision of FMUs is limited compared with AMUs despite the evidence that these units are clinically and economically optimal. In addition, the utilisation of MUs is extremely variable, with the majority birthing < 20% of their total population. The best available evidence suggests that this figure could be as high as 36%, but only one trust in our survey exceeded 30%. The stagnation in FMUs is concerning, given their better evidence base than AMUs in terms of both clinical effectiveness and cost-effectiveness.

One can extrapolate from these results that many low-risk women continue to birth in OUs in which the risk of caesarean and other birth interventions is increased, maternal satisfaction is lower and care is more expensive. Potentially, this could represent around 45,000 low-risk women per year in England who could give birth in a MU but currently have no access to one or are not using existing units.

The mapping exercise also described suboptimal organisational processes within maternity services, with the frequent movement of staff out of MUs to work on OUs and their regular closure as a consequence. Access to MUs was frustrated by the absence of a streamlined care pathway during pregnancy and inadequate mechanisms for service users to obtain information and exercise choice about and for them.

Local media analysis of a recognised cycle of opening and closing of FMUs revealed how dominant discourses of safety and austerity resist the competing discourse of women's choice regarding place of birth. In fact, it co-opts the choice discourse by repositioning it as evidence that women do not want to give birth in FMUs. Interviews with senior midwifery managers in sites where a FMU had closed revealed that these safety and austerity discourses were broadly accepted by them.

The case study analysis helped illuminate why MUs are still not available in some trusts and underused in many. The OU model has had decades to establish itself as the default, overwhelmingly dominant place of birth in England. Home birth and FMU have existed alongside it over those decades, but in a marginal way, consistently accounting for < 3% of all births. AMUs are a relatively new phenomenon, yet they have seen an exponential increase in use over the past 6 years that, in itself, could reflect a bias to an OU model, as AMUs are co-located. Our analysis revealed the potent influence of a number of factors. Medicalisation has contributed towards the dominant status of OUs, which draw staff away from MUs, leading to their intermittent closure. Financial constraints within trusts limit plans for the development of MUs and, in some cases, results in pressure to close FMUs even though economic evaluations of them are favourable. All of these factors contribute towards protecting the status quo. Managerialism in large host trusts, emphasising organisational control, a centralised hierarchy and performance management, can result in the marginalisation of smaller, detached organisational units, such as FMUs, which become a soft target for closure.

Based on the findings from all three phases of the study, we have discussed a range of potential strategies to increase the access and utilisation of MUs within current English maternity services. These are relevant for providers, commissioners, educational institutions and service users. Within provider organisations (NHS trusts), the potential strategies apply to trust and maternity service management, professional groups, clinical leads and organisational processes within maternity units. This 'whole systems' approach is required to address the powerful underlying mechanisms shaping current service provision.

## Conclusions

Embedding MUs into the existing hospital-based OU model is very challenging and may require whole-systems change, as dominant societal and institutional discourses underpin the current status quo.

Thus, potential strategies to address this have to be targeted at the numerous maternity care stakeholders, representing commissioner, provider, service users and educational institutions. If this change does not occur, childbearing women's access to MUs will continue to be compromised.

## Implications

The analysis indicated that clear leadership from commissioners is vital. Commissioners require a thorough knowledge of the evidence base of both FMUs and AMUs, both their clinical and financial benefits. They also need to know the clinical and organisational differences between them and their relative merits for service users and midwives. One approach that may promote knowledge at the regional level is identifying a clinical lead for maternity services within Clinical Commissioning Groups (CCGs).

Joint commissioning of FMUs could be explored across geographical and commissioning boundaries so that FMUs are an option for women wherever they live. Issues around tariffs, sharing maternal records and maintaining clinical continuity would need to be resolved to make this seamless.

The development of local maternity systems provides a potential future route for leadership and support for development and utilisation of both AMUs and FMUs.

The following possible strategies from the stakeholder workshop, aimed at providers and commissioners of services, were suggested to address the current low status and priority that MUs occupy compared with OUs, so that MUs become an integral part of overall maternity service provision.

Heads and directors of midwifery could be encouraged to operate at a strategic level to include trust boards, local maternity system boards and CCGs in which they can inform and champion MUs. Trusts with > 900 births per year in their MUs may find the appointment of a consultant midwife to oversee that provision a helpful strategy. In addition, MUs could explore having a designated midwifery and obstetric champion, and having a MU manager at an equivalent level in their organisation to those responsible for OUs.

Methods to raise the profile of MUs among commissioners, primary care health professionals and the local community could include social media platforms and local media outlets. Local women's support groups (e.g. Friends of the Birth Centre) could be encouraged for each MU to help raise their profile and celebrate their achievements. Providing information to all women about MUs as a place of birth option in accessible language that communicates their evidence base is likely to be beneficial. Discussion about birthplace could be raised by community midwives in early pregnancy and revisited throughout the pregnancy, especially at 36 weeks, as part of a birth options discussion and again at onset of labour. This is supported by Hinton *et al.* (Hinton L, Dumelow C, Rowe R, Hollowell J. Birthplace choices: what are the information needs of women when choosing where to give birth in England? A qualitative study using online and face to face focus groups. *BMC Pregnancy Childbirth* 2018;**18**:12). It is worth considering the adoption of the principle that MUs or home are the most suitable setting for birth for low-risk women, as recommended by the National Institute for Health and Care Excellence. An opt-out model for accessing AMUs has advantages, and this could be explored for FMUs as well. Visiting an AMU or FMU, and attending antenatal clinics and antenatal education in them, is to be encouraged for all women considering them as a place of birth. Audit data related to MU use and women's experiences, as well as outcomes, are important priorities. All of the above could be embedded in a midwife-led care pathway that is standardised across the entire service and addresses criteria for referral from midwifery to obstetric services and the process of referral.

Addressing the frequent movement of staff out of MUs to OUs was considered key in maximising MU utilisation (which all the other measures are seeking to address). This could be addressed by robust triaging at the point of labour admission, so that women labour in the appropriate setting for their risk status. Transfer of midwives from AMU to OU is sensible in the context of accompanying a woman who has

developed complications to ensure continuity of carer, although this was uncommon in our case study sites. Arguably, implementing case load models would be the most effective way of ending frequent staff movement, as then a midwife would follow the woman she is caring for according to the woman's clinical need. This is also in line with current maternity policy priorities.

The stakeholder discussion also proposed that the nurturing of skills for working in MUs be addressed through incorporating a range of normal birth skills as part of mandatory training requirements for midwives and for obstetricians. These could include examining decision-making processes using actual case scenarios, especially where there is clinical uncertainty. The maintenance of emergency skills drills, already mandatory, could be augmented by random emergency skill drills in FMUs, which were highly valued by midwives in one of the case study sites. This has been supported by previous studies.

The discussion also highlighted that, to help avoid divisions between staff groups and location settings (OUs and MUs), multidisciplinary education and review meetings could be considered.

Finally, the stakeholders emphasised that trust finance managers may benefit from being provided with detailed but accessible information about the evidence base and wider health economic implications related to utilisation of MUs.

Free-standing midwifery units in some of the case study sites were used for a variety of day and evening clinics and/or education purposes for local childbearing women. This served the dual role of maximising the usefulness of the space and countering negative perceptions held by some women that FMUs were closed if they were not being used for births. Stakeholders identified that another potential use is as a community hub, envisaged in *Implementing Better Births, A Resource Pack for Local Maternity Systems* (NHS England. *Implementing Better Births: A Resource Pack for Local Maternity Systems*. London: NHS England; 2017) and, depending on services using them, this has the potential to increase income for and uptake of the maternity service.

## Recommendations for future research

Our recommendations for future research relate to further evaluation and explication of MU provision and the appropriate combination of mixed methods for examining major organisational change.

- Examine optimum staffing models for MUs, including case load, integrated community and hospital midwives' models and the core staff model.
- Undertake a comparison of adjacent and different floor location of AMUs to ascertain optimum functioning.
- More detailed mapping of MU organisational processes to embed appropriate pathways for women with healthy pregnancies, so that they are normally routed towards MU care and that women with complications are also referred back to the midwife-led pathway if complications resolve.
- Action research to examine best practice at the MU/OU interface.
- Examine how best to integrate, value and sustain FMU provision within the envelope of other maternity service provision.
- Explore rural settings in which multiple small FMUs exist in order to investigate how appropriate models can be developed and sustained.
- Explore the barriers to and facilitators of black, Asian and minority ethnic women accessing MUs.

## Funding

This project was funded by the National Institute for Health Research (NIHR) Health Services and Delivery Research programme and will be published in full in *Health Services and Delivery Research*; Vol. 8, No. 12. See the NIHR Journals Library website for further project information.

# Chapter 1 Background

Parts of this report are reproduced from Walsh *et al.*<sup>1</sup> © Author(s) (or their employer(s)) 2020. Re-use permitted under CC BY. Published by BMJ. <https://creativecommons.org/licenses/by/4.0/> This is an open access article distributed in accordance with the Creative Commons Attribution 4.0 Unported (CC BY 4.0) license, which permits others to copy, redistribute, remix, transform and build upon this work for any purpose, provided the original work is properly cited, a link to the licence is given, and indication of whether changes were made. See: <https://creativecommons.org/licenses/by/4.0/>.

## Introduction

Since 1993, maternity care policy in England has promoted women's choice of place of birth. This became the national choice guarantee in *Maternity Matters* in 2007,<sup>2</sup> with three options: (1) birth in a maternity hospital [obstetric-led unit (OU)]; (2) birth in two types of midwifery-led units (MUs), either alongside midwifery unit (AMU) or free-standing midwifery unit (FMU); or (3) birth at home. Department of Health and Social Care-commissioned research into the outcomes of childbirth in different settings<sup>3</sup> reported that outcomes for low-risk pregnant women and their babies were better and costs reduced if birth occurred in MUs, both AMUs or FMUs, rather than OUs. Planning to have a baby in a MU reduced caesarean rates by two-thirds.

The most recent National Institute for Health and Care Excellence (NICE) guidelines on intrapartum care therefore recommend MUs for low-risk women (i.e. women without significant health risk factors who would be predicted to have a normal labour and birth).<sup>4</sup> Sandall *et al.*'s<sup>5</sup> research suggests that this could be around 45% of all birthing women. However, despite the advantages of MUs, a recent survey found that only 11% of women gave birth in MUs, with the vast majority continuing to give birth in OUs.<sup>6</sup> If 20% of births occurred in MUs, savings to the NHS maternity budget could be around £85M. This represents a 3% saving on the current budget of £2.6B for maternity care.<sup>7</sup>

In addition, our survey showed that MUs were not equally distributed across the country. One-third of local maternity services had no MUs, whereas others achieved 20% of all births in these facilities (designated 'high performing'), and the remainder had MUs but they were frequently underutilised, with < 10% of all births in MUs (designated 'low performing').

The explanation for the survey results is unclear. There may be a range of context-specific or more general barriers to establishing and operating MUs. Little is currently known about such barriers or what facilitates MU provision. However, the unequal provision may result in many women being unnecessarily exposed to the risk of caesarean and to a birth experience that is less satisfying, although this may also be explained by the selection of women likely to achieve better outcomes. In addition, local maternity services may not be realising the cost savings of MUs.

## Rationale for the research

This study explored the reasons for organisational anomalies in the provision of maternity services by undertaking comparative case studies of NHS trusts with contrasting MU configurations in England. Specifically, we investigated higher-performing trusts (those with > 20% of their total births in MUs) and lower-performing trusts (those with < 10% of their total births in MUs). In addition, we undertook case studies in trusts without MUs. The study also sought to identify interventions to address barriers to and facilitators of the provision of MUs and developed service guidance to inform future maternity service commissioning and provision.

Home birth was excluded from our study because our focus was only on MUs.

## Aims and objectives

The study set out to:

1. describe the configuration, organisation and operation of MUs, both AMUs and FMUs, in England
2. build an understanding of key issues and barriers to uptake by women that MUs face (including why some maternity units have closed MUs)
3. explore why some maternity services in England have no MUs
4. identify why some maternity services in England have  $\geq 20\%$  of all births in MUs
5. identify why some maternity services in England have MUs, but are running at substantial undercapacity ( $\leq 10\%$  of all births)
6. convene a national maternity care stakeholders' workshop to discuss appropriate interventions and service guidance to inform future maternity service commissioning and provision regarding improving the availability and utilisation of MUs.

## Structure of the report

*Chapter 1* describes the background and rationale for the study. *Chapter 2* describes the research approach and methods, with details of the design and analysis. *Chapter 3* reports the findings of the national mapping survey of MUs in England. *Chapter 4* describes the findings from the case study sites. *Chapter 5* describes the stakeholder workshop, which included individuals from a range of constituencies, designed to generate guidance for maternity care providers and commissioners. *Chapter 6* discusses in more depth the integrated findings from stages 1–3. *Chapter 7* is the conclusion, summing up the key findings, their implications for maternity services and recommendations for further research.

## Updated literature review

The literature review, updated from the original research submission, identifies the existing, contemporary (from 2000 to 2017), English-language research of MUs (AMU and/or FMU). The search terms 'birth cent\*', 'midwife led unit', 'birthplace and midwife', 'place of birth' and 'midwife' as title or keyword were used to search four databases: MEDLINE, Cumulative Index to Nursing and Allied Health Literature (CINAHL), EMBASE and PubMed. A manual search of key journals and article references was also undertaken.

There was a range of study designs utilised in research evaluating MU clinical outcomes, including randomised controlled trials (RCTs) or quasi-RCTs, prospective cohort studies, retrospective cohort studies and mixed-methods case studies. Although one RCT<sup>8</sup> and one cohort study<sup>9</sup> have been undertaken in the context of the opening of a MU, with access to it being dependent on agreement to participate in the study, the RCT was confounded by the two arms receiving different models of care.<sup>8,9</sup> RCTs may not be appropriate or possible (acceptable to women) in a context in which women already have ready access to either birthplace type.<sup>10</sup> Although observational studies are subject to selection bias, which weakens the ability to draw causal inferences,<sup>11,12</sup> this design can accommodate several outcomes within the same study.<sup>13</sup> Arguably, they are the best design for answering research questions regarding the identification of differences in clinical outcomes between the different birthplace types, given the complexity of both childbirth and birthplace.<sup>14–16</sup>

The Cochrane review into alternative (MUs) compared with conventional settings (OUs) for birth included 10 trials, including a total of 11,795 women, relating to AMUs only, with six of them undertaken over 25 years ago.<sup>3,17–21</sup> There are also several observational studies into AMUs, with comparison OU outcomes.<sup>19,22,23</sup> The limited contemporary research into the comparative clinical outcomes for FMUs and OUs includes prospective studies,<sup>24–26</sup> a retrospective study<sup>27</sup> and population-based cohort studies.<sup>19,28</sup> There are also studies reporting only MU clinical outcomes, with no OU comparison outcomes from the same context.<sup>29–32</sup> All but a few of



these studies report similar or improved neonatal outcomes for women planning a MU birth compared with women of similar risk planning an OU birth. The few discrepant studies reporting worse neonatal outcomes for FMU babies than those born in an OU are from the USA.<sup>33-35</sup> The lack of integration of MUs in the US maternity system arguably limits the applicability of this, and other research from the USA, in the UK context. Studies that are not relevant to the context or focus of the MU study are not for inclusion here, for example those combining all out-of-hospital births for comparison with OU births,<sup>36</sup> those evaluating a model of care rather than birthplace type<sup>37</sup> or those from remote rural<sup>38</sup> or developing country contexts (e.g. Nepal).

The Birthplace in England study<sup>3</sup> is the largest and most comprehensive comparative birthplace research to date. It included 64,538 women defined as 'low risk' (19,706 women planning a OU birth, 16,710 women planning an AMU birth, 11,282 women planning a FMU birth and 16,840 women planning a home birth). This study is relatively recent and set in the local context, making it the dominant reference in the birthplace literature and in the latest NICE intrapartum and birthplace guidelines.<sup>39</sup>

Specifically, the caesarean rate varied from 11% (OUs) to 4% (MUs), the assisted vaginal birth rate (forceps and vacuum assisted) varied from 15% (OUs) to 7% (MUs) and the rate of normal birth varied from 73% (OUs) to 90% (MUs). In addition, in OUs and MUs the epidural rate was 30% and 12.5%, the intravenous oxytocin rate was 23% and 8.5% and the episiotomy rate was 19% and 10%, respectively.<sup>3</sup> These differences are critically important. Operative births and labour interventions put the mother at greater risk both physically and psychologically. The major complications of caesareans are severe haemorrhage, thromboembolism, infection and risks for subsequent pregnancies.<sup>40</sup> Emergency caesareans are also linked to post-traumatic stress.<sup>41</sup> Assisted vaginal birth is associated with perineal trauma, anal sphincter tear and urinary stress incontinence.<sup>42</sup> Epidurals increase the risk of assisted vaginal birth<sup>43</sup> and intravenous oxytocin is more likely to be associated with fetal compromise.<sup>44</sup> Higher rates of episiotomy are linked with additional perineal trauma.<sup>45</sup>

The reduction in all of these labour interventions and operative birth outcomes could be achieved if low-risk women birth in MUs. Critically, outcomes for babies when women birth in MUs are no different from those born in OUs.<sup>3</sup> The Birthplace in England study also found that having a baby in a MU was cheaper. The unadjusted mean costs were £1435, £1461 and £1631 for births in FMUs, AMUs and OUs, respectively.<sup>46</sup> MUs also improve continuity of care and one-to-one care in labour<sup>47</sup> and increase women's sense of control and their satisfaction with care,<sup>17</sup> areas in which the Care Quality Commission say current maternity services need to improve.<sup>48</sup>

In 2014, McCourt *et al.*<sup>49</sup> reported follow-up research to the Birthplace in England study<sup>3</sup> on AMUs' organisation, staffing and provision. They called for further research into the facilitators of and barriers to expansion of MU capacity.

In the past 2 years, research from New Zealand,<sup>50,51</sup> Australia<sup>52</sup> and the Netherlands<sup>53</sup> on MU outcomes continues to show the consistent trend to fewer birth interventions. In addition, an English study found that FMUs were cost-effective.<sup>54</sup>

This updated literature review provides additional background evidence and context for the rationale for this study, outlined at the beginning of this chapter (see *Rationale for the research*).

The next chapter details the research approach and methods.





## Chapter 2 Research approach and methods

This chapter details the research design and rationale for the methods of the three stages of the research. It describes the individual components of each stage, including a discussion of the theoretical underpinning for the analyses of the case studies.

It also provides a brief overview of how the study was organised and managed, and the public involvement throughout all stages.

### Study organisation and management

The study was overseen by the co-investigators, a Project Management Team (made up of the researchers and a subset of the research team, which met monthly) and an advisory group (which met twice a year). The overall role of the advisory group was to ensure that the study was conducted in line with the protocol, and that the design, execution and findings were valid and appropriate for all stakeholders in maternity care. The role was also to ensure linkages with any emerging intelligence related to the topic.

### Public involvement in the research

Public involvement was integrated into the study throughout all phases, including project design, implementation, management and dissemination. Four service users were recruited through an established local service user maternity network [URL: [www.nottsmaternity.ac.uk](http://www.nottsmaternity.ac.uk) (accessed 8 July 2019)] that worked with the university maternity research group. Black, Asian and minority ethnic representatives were part of this group, but none volunteered for our project. This service user reference group reviewed the study design, all study documents and the research process, including data collection and feedback on emergent findings presented at the stakeholder workshop, and have continued with dissemination activities with their networks over the past 12 months.

### User involvement in the study design

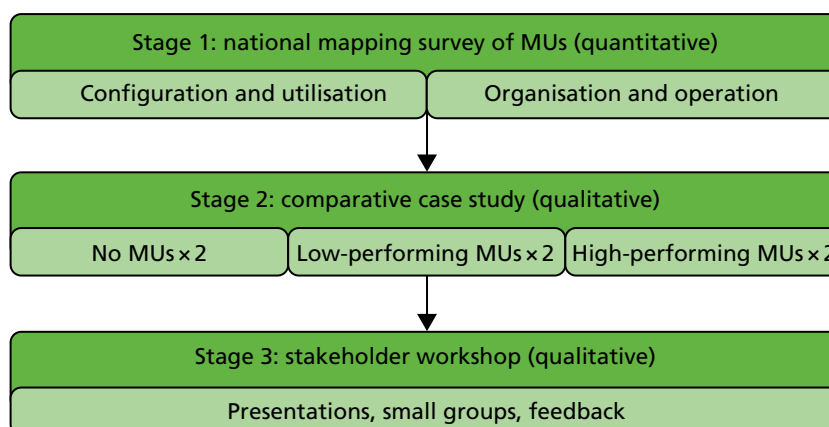
One of the co-investigators (MD) has had a long history with maternity care research in the UK as a service user representative. She contributed to the original idea for the research and to the subsequent protocol.

### User involvement in the study implementation

A service user reference group was established once the funding had been secured and met twice per year over the lifetime of the project. Group members advised on approaches to achieve recruitment of women into focus groups. All members participated in data collection, specifically in facilitating women's focus groups at the six case study sites across England. In preparation for this, they, together with other members of the research team, participated in a bespoke training workshop on focus group facilitation. At the stakeholder workshop, one member of the service user reference group co-presented the preliminary findings to stakeholders and two other members co-facilitated two of the small group discussions held throughout the day.

### Research design and methods

The design was in three stages, utilising mixed methods. The mixed-methods approach is most aptly described as explanatory sequential.<sup>55</sup> Within this typology, quantitative data collection and analysis (stage 1) inform later stages of qualitative data collection and analysis (stages 2 and 3). This is then followed by a final interpretation phase (*Figure 1*).



**FIGURE 1** Stages of the mixed-methods research.

The six objectives of the project overall are mapped as follows (and outlined in *Chapter 1*) to these three stages, commencing with stage 1.

## Stage 1 (objectives 1 and 2)

### Objective 1

To describe the configuration, organisation and operation of MUs (both AMUs and FMUs) in England.

### Method

Telephone survey of all NHS trusts in England with maternity services.

### Data collection

Our data collection was aided by information provided by BirthChoiceUK and the consumer organisation Which? Both of these companies provide web-based information about maternity service provision across the UK. BirthChoiceUK holds a database containing details of maternity unit configurations, which was supplied to Which? for the development of the Which? Birth Choice website.<sup>56</sup> Which? also audits MU provision and utilisation across the UK. We entered into a data agreement with Which? for it to share the details of maternity units and configurations along with information it had collected about birth numbers in MUs in England. We developed our own data collection pro forma after consulting both the Birthplace in England mapping data collection tool<sup>57</sup> and pages on the Which? Birth Choice website relating to maternity units, and populated it from the Which? Birth Choice data. Heads of midwifery (HoMs) in the 134 trusts across England were then sent the survey. We then telephoned the HoMs, who confirmed, clarified or completed missing entries in the survey for their current maternity services. These telephone interviews, which lasted up to 30 minutes, took place over a 3-month period between March and May of 2016. Actual annual number of births was completed using the Which? Birth Choice data and updated in the telephone interviews, as required.

### Ethics

This first stage of the research was classed as service evaluation and thus did not require Research Ethics Committee (REC) approval.

### Sample

One hundred and thirty-four HoMs, representing all NHS trusts providing all publicly funded maternity care in England, were contacted by the research staff. Home birth was excluded from our data.

## Analysis

Descriptive summary statistics and narrative description of configuration, organisation and operation of AMUs and FMUs was undertaken.

### Objective 2

To build an understanding of key issues and barriers to uptake facing MUs (including why some maternity services have closed FMUs).

In trusts in which a FMU had been closed within the previous 8 years, the HoM was interviewed to gain their perceptions of the reasons for closure. An analysis of media (newspaper, radio, television) coverage of the closure of the relevant units was also undertaken.

## Method

A systematic search of media reports, content and discourse analysis was carried out guided by framing theory.<sup>58</sup>

## Data collection

The LexisNexis database was searched systematically to identify all media reports directly relating to the 14 FMUs in England that had closed between 2008 and 2015. Multiple FMUs from the same NHS trust were considered as one site, as were two units from different but nearby trusts that had closed after recommendations from the same service review. After screening, two services (Mid Yorkshire Hospitals NHS Trust, Wakefield Birth Centre; and Wiltshire Primary Care Trust, St Peter's Maternity Unit, Shepton Mallet) were found to have no relevant articles, leaving a remaining eight services. The number of articles about each site ranged from 2 to 65. A total of 190 articles were included in the analysis. These included local newspaper articles ( $n = 175$ ), transcripts of local television news items ( $n = 5$ ) (all from one site) and articles from national publications (industry publications and national newspapers) ( $n = 11$ ).

## Analysis

Data were extracted onto a bespoke template in Microsoft Excel® (Microsoft Corporation, Redmond, WA, USA), which provided a framework for analysis, working on two levels, to (1) identify and analyse the relevant content using a structured approach and (2) identify and analyse the discourse present in the media reporting in each case. The approach enabled us to capture the range of voices and to compare perspectives, identifying who the authors and speakers were in each report and relating this to extracted content and discourse. The aim of this was not to triangulate in terms of validation but to recognise that media analysis captures events not as 'facts' but as representations of them. The template was drafted in relation to the study objectives and discussed and revised within the research team. It was intended to be used flexibly, allowing for the amendment of categories when needed, and some categories on the template were combined in the light of the initial data extraction work. Two team members extracted data for each site independently of each other, using a separate sheet for each media report, and any areas of difference were discussed to reach consensus. Using a purpose-built macro, the data were then collated into a single spreadsheet for each site and a thematic approach was used to synthesise the findings within and then across all services.

Once the emergent themes had been identified, framing theory<sup>58,59</sup> was used to guide the synthesis of themes in relation to discourse.

## Stage 2 (objectives 3–5)

### Objectives

To explore why some maternity services in England achieve  $\geq 20\%$  of all births in MUs.

To explore why some maternity services in England have opened MUs but are running under capacity ( $\leq 10\%$ ).

To explore why some maternity services in England have no MUs.

## Method and justification

Case study methodology was the most appropriate approach for these aims, as it facilitates the exploration of large, complex organisations, such as maternity services. It does this by combining a range of data collection methods, including interviews and focus groups, with a variety of sampling techniques, to achieve data saturation and thus gain an in-depth understanding of the social processes and organisational culture within each study site.<sup>60</sup> Specifically, this project explored why organisational change, premised on a relatively strong evidence base, had not been achieved across England in relation to the provision and utilisation of MUs. Within each site, both individual interviews and focus groups were used to produce a detailed and rounded analysis of the case. A comparative case study approach enabled the identification of common and differentiating determinants of the successful implementation of MUs.<sup>61</sup> In-depth exploration of each study site was necessary to gain an understanding of the complex set of inter-related factors that played a role in the local uptake and implementation of MUs. The case studies provided sufficiently detailed descriptions of the local social processes and contextual factors to develop an understanding of the potential for individual findings to be sensitively generalised to other sites.<sup>62</sup>

Using the data from stage 1, six case study sites were purposively sampled to identify:

- two high-performing services with both an AMU and a FMU, achieving  $\geq 20\%$  of total births
- two low-performing services with one or more MUs (AMU or FMU), achieving  $\leq 10\%$  of total births
- two services with no MUs.

Within each of the three categories, study sites were chosen to represent both rural and urban settings to enhance diversity. Six sites (two from each category above) were chosen to obtain a cross-section of local maternity care services that might approximate typical adoption, integration and utilisation of MU services.

## Theoretical/conceptual framework

The theoretical and conceptual frameworks underpinning the case study methodology are described below.

This research sought to identify and analyse factors that help to explain variations in MU provision, with a view to identifying routes to overcoming barriers to change. Findings of the potential economic efficiency of MUs over OUs<sup>46</sup> suggest that financial drivers alone do not explain the inequitable provision of MUs across the country. In recent years, there has been a widespread focus on the gap between research evidence and practice.<sup>63,64</sup> Prior research supported by the National Institute for Health Research describes multifaceted barriers to and drivers of change in the NHS, including contextual conditions, the nature of innovations and the processes of implementation.<sup>65,66</sup> Considering this work, a wide range of factors may be thought to facilitate or create barriers to the establishment and utilisation of MUs. Previous research has identified a number of important institutional factors shaping maternity services and potentially hindering innovation, including issues of professional power and the midwifery–obstetrics relationship,<sup>67,68</sup> resource constraints and workforce issues,<sup>69</sup> the environment of litigation and risk management,<sup>70,71</sup> as well as inaccurate media portrayals of birth.<sup>72</sup> Currently, however, the prevalence and impact of potential barriers to the creation and utilisation of MUs remains unclear. In addition, a large body of research on innovation diffusion and implementation has demonstrated that innovations, particularly those that involve complex organisational change, do not move directly from evidence into practice, but are adapted, and in some cases transformed, through the process of implementation.<sup>67,73</sup> To explicate this process, our study utilised Damschroder *et al.*'s<sup>74</sup> Consolidated Framework for Implementation Research (CFIR), supplemented by theory that considers the wider institutional forces shaping health-care organisations and organisational change.<sup>75,76</sup>

The CFIR provides useful insights for investigating why implementations fail, or are only partially successful, to guide future implementation efforts.<sup>77</sup> This was selected to provide a conceptual framework to analyse the contexts of MU implementation and systematically identify the factors influencing the extent to which MUs are adopted into practice and utilised. The CFIR was developed through meta-review of previous implementation literature and theories, and identifies 39 underlying constructs previously found to have an impact on the course and extent of implementation. The CFIR has now been used by a number of studies to

identify factors affecting implementation, including the implementation of complex service initiatives,<sup>78–80</sup> and has been found to be an effective tool to identify barriers to and facilitators of implementation.<sup>81</sup> Within the CFIR, constructs are divided between five major domains:

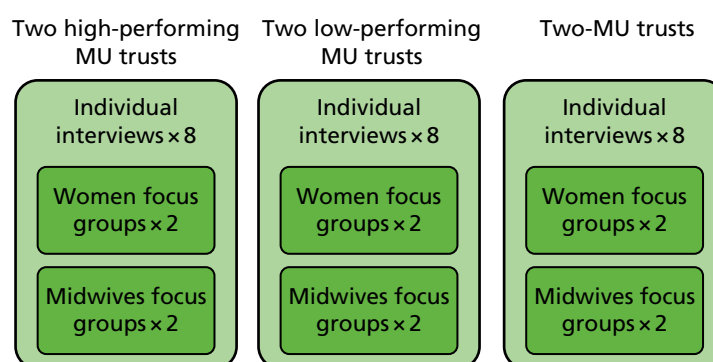
1. characteristics of the intervention itself, including the essential 'core' and adaptable 'periphery' elements, its design, complexity, cost and degree of flexibility
2. outer context of change, including pressure from patients, partners and other stakeholders
3. inner context of change, including the features of the local organisation, its culture, structure, practices and resources
4. individuals involved in change, their preferences, beliefs and identities
5. process of change itself, including details of planning, engaging and executing.

This framework is not intended to be applied wholesale, but rather offers a long list of constructs to consider for inclusion when investigating particular instances of implementation. We drew on CFIR to identify relevant constructs in early stages of the study to inform data collection and subsequent approaches to analysis, as outlined in the sections below. The current research sought to explore both the variation in initial engagement with MUs as well as subsequent implementation in sites that do engage. Therefore, the CFIR, geared towards understanding specific instances of implementation, was supplemented by theory geared towards consideration of the factors affecting MU adoption at a more general level. A large volume of recent work on health-care organisations has identified regulative, normative and cultural features of the health-care institutional environment<sup>75</sup> that shape the potential for innovation and change.<sup>76</sup> Waring *et al.*<sup>82</sup> suggested the guiding categories of power, organisation, culture and knowledge, which have previously been adopted to make sense of the complex set of inter-related social factors known to affect processes and outcomes of health-care organisations. These categories guided the analysis of the more macro elements of the 'outer context' of change.

### Data collection

Data collection consisted of in-depth telephone interviews and focus groups of midwives and service users, held locally (*Figure 2*).

The interview schedule was developed by the research team, drawing on the findings from the first stage of the study, existing literature regarding the organisation of maternity services and literature on implementation and organisational change, and was reviewed by the service user reference group and the advisory group. Questions were focused on discussing the evolution of services in each of the sites.



**FIGURE 2** Case studies.

### Interviews

At each site, digitally recorded semistructured telephone interviews were undertaken with the chief executive of the NHS trust, HoM, senior obstetrician, community midwifery lead, business manager for maternity service, neonatologist, GP commissioner of local maternity services, Maternity Services Liaison Committee service user or user group representative and local maternity support/campaigning groups. These interviews lasted between 30 and 60 minutes and a minimum of eight interviews were carried out at each site. They were professionally transcribed verbatim.

### Focus groups

Focus groups with service users and with clinical midwives were conducted at each site. The focus group guides were developed by the research team in collaboration with service users.

In each site, two focus groups were held with six to eight women who had given birth in the previous 12 months. These groups were held at venues in the local community of case study sites. The groups were co-facilitated by a service user from the Nottingham Maternity Research Network (service user reference group) and a member of the research team. They lasted on average 45 minutes and were digitally recorded and transcribed. Topics explored included interviewees' perception of local service options around place of birth and the functioning of MUs. Within each site, we attempted to recruit as diverse a sample of participants as possible (e.g. different ethnic groups, different socioeconomic classes, different parity and age), but this was hampered by having to rely on local informants. In the end, we recruited women whom informants knew through Facebook (Facebook, Inc., Menlo Park, CA, USA; [www.facebook.com](http://www.facebook.com)) contacts mainly. We achieved diversity in relation to age, parity and minority ethnic Asian representation, but not very well in relation to social class.

In addition, we undertook two focus groups with six to eight midwives in each site, exploring how choice of place of birth was presented, how MUs were functioning where they existed and midwives' perceptions of why they had not been developed in sites without them.

### Ethics approval

The stage 2 case study was reviewed and given a favourable opinion by the West Midlands – Solihull REC on 1 April 2016 (REC reference number 16/WM/0136).

### Analysis plan and revisions

The process for analysis of qualitative case study data was as follows.

Both DW and CG attempted to each code a women's focus group discussion according to the CFIR, but it became clear from early on in this exercise that the transcript codes did not map across to the CFIR domains and constructs, except in very selected areas. This was because the women's transcripts reflected their personal experience of care and not the broad sweep of a major service implementation project. Following a team discussion, it was decided that the women's focus group discussion would be open-coded and analysed thematically, utilising the principles of thematic analysis as outlined by Braun and Clarke,<sup>83</sup> supported by NVivo software (QSR International, Warrington, UK). This approach follows six distinct stages: (1) familiarisation with data, (2) generating initial codes, (3) searching for them, (4) reviewing themes, (5) defining and naming themes and (6) writing up findings.

All other interviews and the midwives focus groups (MFGs) were analysed using the CFIR. First, in the pilot analysis, five members of the research team (DW, DC, HS, CG and SB) coded the same three interviews to the constructs in the CFIR, which are grouped into six domains, mentioned above. This coding was placed within NVivo, with nodes and subnodes created to match the domains and constructs of the CFIR. These team members then met to compare coding and discuss how data related to each of the constructs. A second pilot round was then undertaken with the same team members coding an additional two transcripts. Once it had been agreed that a shared understanding of CFIR constructs had been achieved, case study sites were then divided between the project members involved in coding (DC two sites, DW two sites, SB one site

and HS one site). The remaining interviews and MFGs were then coded according to the constructs within the CFIR. It was considered appropriate for an individual coder to complete analysis of a whole site in order to develop an in-depth understanding of the case. During this stage, 'open' codes were also added within CFIR constructs to further identify how the data related to the broader construct. For example, data relating to the construct 'patient needs and resources' were also coded by the nature of specific patient needs and resources referred to, such as 'patient need for choice' or 'patient need for convenient locale'.

At this stage, a number of issues with coding data to the constructs in the CFIR were encountered. One issue that arose was that there were differences in the number of open codes created by each coder, with some coders adding a larger number of codes with greater specificity in relation to the data. In addition, data from the MFGs and the individual interviews often related to multiple constructs, and were therefore coded in several places, under the framework. One of the consequences of this was the production of many additional nodes within NVivo, which made handling the full data set cumbersome; it also meant that it was difficult to test inter-rater reliability following this coding stage.

To address this, following this coding, a wider team of co-investigators (DW, HS, SB, CMc and LC) who had previously undertaken case study analysis met to start the process of collapsing codes into themes. In addition, the research fellow who had not participated in the coding, but was very familiar with the data scrutinised, reorganised and reduced the codes within each construct to reflect the important themes of the data and relate this to the logic of the CFIR construct in which it was located, in a process akin to axial coding.

This process of reduction revealed six cross-cutting themes that were relevant under multiple CFIR constructs (see *Table 22*). We then had to make a decision on how to report the findings: whether to give priority to the cross-cutting themes or to the CFIR domains as the organising headings. If we chose the former, it rendered the theoretical underpinning of the CFIR redundant, superseded by these six primary themes. However, the CFIR, as well as being empirically validated in multiple organisational research projects,<sup>74</sup> had provided us with a heuristic template via its five headline domains of (1) intervention characteristics, (2) outer setting, (3) inner setting, (4) individual characteristics and (5) process. We therefore decided to locate the cross-cutting themes within these domains.

In addition, narrative summaries and within-site comparisons of each case study site were produced to tell the 'story' from each site and to tease out areas of unanimity and dissonance between the respondents. These sections utilised and synthesised elements of the broad domains of the CFIR (inner setting, outer setting, characteristics of individuals, intervention characteristics and process) to shape each story. This facilitated more congruence in the reporting of the data collected in each site, which lost some of its distinctiveness and rootedness when coded as one data set into NVivo.

A 'within-case' analysis proceeded to 'cross-case' comparisons. Waring's<sup>84</sup> categories of power, organisation, culture and knowledge assisted in providing a macro-lens to inform this level of analysis. In this way, a comprehensive picture of both the 'inner' and 'outer' context for change assisted in distilling the key barriers to and facilitators of MUs developed (see *Chapter 6*).

The CFIR assisted analysis of interviews and MFGs were juxtaposed with the thematically analysed women's focus group at the level of the cross-case analysis.

### Stage 3 (objective 6)

#### Objective

Convene a national maternity care stakeholders' workshop to discuss appropriate interventions and service guidance to inform future maternity service commissioning and provision, regarding improving the availability and utilisation of MUs.



The workshop aimed to engage participants in a dialogue to enhance the ontological, educative and catalytic authenticity of the research.<sup>85</sup> The team presented their findings from stages 1 and 2. Workshop participants collaborated in mixed interdisciplinary small groups, led by two facilitators from the project team, service user network and advisory group, in examining and suggesting potential interventions. This was done in the following way. The participants were asked first to discuss appropriate interventions in response to the findings, and then to categorise these as immediate/short term (up to 3 months), medium term (6–12 months) or long term (> 12 months). Underpinning this process, we impressed on delegates the importance of remaining cognisant of the feasibility and utility of each of the proposed interventions in relation to their own organisations or areas of work. Finally, we asked the groups to target their interventions according to different stakeholder groups: providers (managers, different professional groups), commissioners and service users. The workshop thus linked research knowledge with decision-making processes and potential interventions.<sup>86</sup>

### Data collection

Data were captured by field notes and on flip charts throughout the day, which were then transcribed. Through this process of debate and discussion, further service guidance was co-developed by stakeholders and the research team.

### Sample

The workshop was attended by 56 people. Our objective was to include all groups representing those involved in the maternity services, including service users, maternity care professionals, NHS trust managers, maternity policy representatives, service providers, service commissioners and politicians, and academics with an interest in maternity care.

Stakeholder workshop attendees were:

- four members of the service user reference panel
- head of policy of the National Childbirth Trust
- representative of the chief executive of the Royal College of Midwives (RCM)
- midwifery representative from the Department of Health and Social Care
- three co-investigators on the Birthplace in England study<sup>3</sup>
- national clinical director for Maternity and Women's Health in NHS England
- director of nursing, Commissioning and Health Improvement
- chairperson of NICE Intrapartum Guideline Group
- knowledge mobilisation research fellow (maternity services)
- two representatives of former local supervising authority midwifery officers
- two consultant midwives
- neonatologist
- consultant obstetrician
- three representatives of Maternity Transformation, NHS England
- chief executive officer (CEO) of Birthrights
- two doulas
- midwifery clinical leads from an AMU and a FMU
- two representatives of the Midwifery Unit Network
- two representatives from two maternity and neonatal networks in England.

### Ethics

This third stage of the research was classed as service evaluation and thus did not require REC approval.

### Analysis

The workshop data were synthesised by HS and reviewed by DW and LC.



### *Changes to the protocol*

The original protocol had included local media analysis regarding changes in MU provision at the case study sites. However, as a result of extensive delays with clinical governance approvals at most of the sites, there was insufficient time to undertake the local media analysis and undertake all of the focus group and individual interviews. Only site 1 had undergone recent, significant maternity service reconfiguration and this process was covered quite comprehensively in individual interviews. In addition, our media analysis of closed FMUs from stage 1 became more extensive than originally intended. We were confident that this aspect of the project illustrated the impact of local media commentary on service reconfigurations and therefore adequately compensated for the loss of media analysis from the case study sites.

Documentary analysis was also in our protocol and was to include minutes of strategic meetings about MU service changes and local policy and guidance about MU access, organisation and operation. However, when we asked case study sites for these records, they were either unable or unwilling to produce them, despite repeated requests. We made the pragmatic decision to not pursue this.

The next chapter details the results for stage 1 of the project: the mapping, organisation and operation of MUs and the findings about the closure of FMUs, both from the media analysis and the interviews with HoMs of MUs where FMUs had closed.



## Chapter 3 Findings phase 1: mapping, organisation and operation of midwifery-led units

The aim of the initial phase was to report on the types, numbers and utilisation of MUs in England, 6 years on from the Birthplace in England study,<sup>3</sup> and present the results from the first part of a larger funded study of the facilitators of and barriers to optimal use of MUs. It compares the results with the Birthplace Mapping Survey<sup>57</sup> and comments on the changes that have occurred over that time. In addition, it discusses in more depth the potential utility of MUs to birth a greater proportion of low-risk women. This has already been published and is referenced in the *Acknowledgements*.

### Definition of alongside midwifery units

To enable accurate mapping of service configuration it was first necessary to review how terms are operationalised. MUs are defined as a clinical location offering care to women with straightforward pregnancies during labour and birth, in which midwives take primary professional responsibility for care. Although the definition of a FMU is clear (MU that is a geographical distance from a host OU and therefore requires a vehicle transfer if complications occur in labour), an AMU is less clearly defined. The Birthplace in England study<sup>3</sup> defined it as a MU in which diagnostic and therapeutic medical services, including obstetric, neonatal and anaesthetic care, are available, should they be needed, in the same building, or in a separate building on the same site.<sup>57</sup> Transfer will normally be by trolley, bed or wheelchair. Follow-on research projects from the Birthplace in England study<sup>3</sup> add that AMUs should be able to accurately identify their admissions and births in their record systems.<sup>87</sup> However, these criteria allow for a number of hybrid arrangements, for example:

- midwifery-led rooms within the physical space of a traditional labour ward
- a midwifery-led area adjacent to a labour ward, but with no separate staffing or management
- a midwifery-led area that allows for labour interventions, such as continuous fetal monitoring
- a midwifery-led area that is regularly used for labour ward overflow
- no separate data collections of processes or outcomes within the MU.

Within our team, we had extensive discussions before agreeing the following criteria for defining AMUs for the mapping stage of our study:

- midwifery-led care setting
- 'low-risk' women, with case-by-case exceptions only
- separate physical space from OU, with minimum demarcation being a line on the floor that excludes (e.g. having a AMU-style room within an obstetric labour ward)
- only emergency secondary/tertiary-level care is permissible within the space; epidurals, continuous electronic fetal monitoring and medical induction/augmentation require transfer to the adjacent OU
- does not provide care for labouring high-risk women when the OU is short of rooms (unless exceptional circumstances)
- ability to measure number of births per year.

These criteria are slightly more restrictive than the Birthplace in England study<sup>3</sup> and we estimate that they resulted in the exclusion of a very small number (possibly two or three) AMUs included in the previous research. Our data set therefore reflects this number.

## Results

All 134 trusts participated in the survey (response rate 100%).

The results will be presented in four ways: (1) number and type of MUs as an indicator of place of birth choice, (2) changes since the Birthplace in England study,<sup>3</sup> (3) the number of births per year in AMUs compared with FMUs and (4) MU births as a percentage of all births within each individual trust, excluding home birth. The last gives some indication of the utilisation of MUs as defined by percentage of women on a midwifery-led pathway that birth in them.

### Number and type of midwifery-led units

The local configuration of maternity services (trusts) in England is constantly evolving. There has been a tendency for trusts to expand and merge so that there are now fewer trusts in England providing maternity services than at the time of the Birthplace Mapping Survey<sup>57</sup> in 2010, reduced from 148 to 134. There has been a similar reduction in the overall number of OUs, from 177 to 159. Many of the existing small OUs operate in areas that are more rural. Most trusts have just one OU ( $n = 106$ ), but 25 trusts now have two OUs and one trust has three.

One hundred and thirty-two trusts have at least one OU and, of these, 65% have at least one AMU. The majority of trusts (52.2%) have one OU and one AMU. Almost 27% of trusts have one OU and no AMU. Ten trusts with two OUs have no AMUs. The trust with three OUs has two OUs with an attached AMU and one OU without an AMU. This accounts for all 97 AMUs (Table 1).

Twenty-nine per cent of all trusts (39 out of 134) have a FMU. Of these, six trusts have two FMUs, five trusts have three FMUs and two trusts have four FMUs, with the majority of trusts with FMUs having only one. Of these, there are two FMUs that are not part of a trust with an OU. Multiple FMUs were found to exist exclusively in rural areas. In total, there are 61 FMUs (Table 2).

In summary, there are 23 trusts with an AMU attached to an OU and at least one FMU.

Within these 23 trusts there are:

- three trusts with two AMUs and one FMU
- eight trusts one AMU and two FMUs
- three trusts with one AMU and three FMUs
- one trust with one AMU and four FMUs.

**TABLE 1** Numbers/percentages of trusts with different services configurations: OUs and AMUs within the same trust

	Number of OUs in the trust									
	0		1		2		3		Total	
	<i>n</i>	%	<i>n</i>	%	<i>n</i>	%	<i>n</i>	%	<i>n</i>	%
Number of AMUs in the trust										
0	2 <sup>a</sup>	1.5	36	26.9	10	7.5	0	0.0	48	35.8
1	0	0.0	70	52.2	5	3.7	0	0.0	75	56.0
2	0	0.0	0	0.0	10	7.5	1	0.7	11	8.2
Total <i>n</i> /% of trusts	2	1.5	106	79.1	25	18.7	1	0.7	134	100.0

a Two trusts have no OU or AMU but provide maternity services with a FMU.

Reprinted from Midwifery, vol. 56, Walsh D, Spiby H, Grigg CP, Dodwell M, McCourt C, Culley L, Bishop S, Wilkinson J, Coleby D, Pacanowski L, Thornton J, Byers S, Mapping midwifery and obstetric units in England, 9–16, Copyright 2018, with permission from Elsevier.<sup>87</sup>

**TABLE 2** Numbers/percentages of trusts with different services configurations: OUs and FMUs within the same trust

	Number of OUs in the trust								Total	
	0		1		2		3			
	n	%	n	%	n	%	n	%	n	%
Number of FMUs in the trust										
0	0	0.0	79	59.0	16	11.9	0	0.0	95	70.9
1	2	1.5	16	11.9	8	6.0	0	0.0	26	19.4
2	0	0.0	5	3.7	0	0.0	1	0.7	6	4.5
3	0	0.0	4	3.0	1	0.7	0	0.0	5	3.7
4	0	0.0	2	1.5	0	0.0	0	0.0	2	1.5
Total n/% of trusts	2	1.5	106	79.1	25	18.7	1	0.7	134	100.0

Reprinted from *Midwifery*, vol. 56, Walsh D, Spiby H, Grigg CP, Dodwell M, McCourt C, Culley L, Bishop S, Wilkinson J, Coleby D, Pacanowski L, Thornton J, Byers S, Mapping midwifery and obstetric units in England, 9–16, Copyright 2018, with permission from Elsevier.<sup>87</sup>

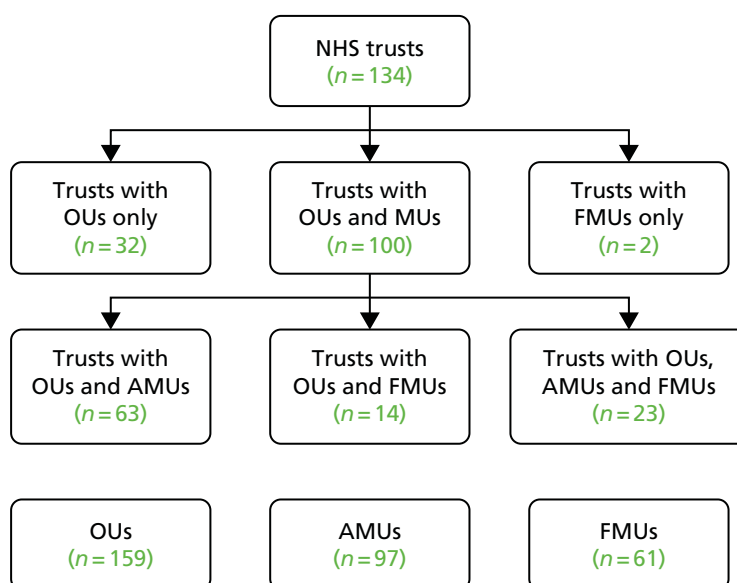
The clusters of FMUs (e.g. three or more) attached to trusts (hub and spoke arrangement) tend to exist in counties that are more rural.

Figure 3 represents the current configuration.

### Changes since the Birthplace in England study

Over a 6-year period, there has been an increase of 44 AMUs and three FMUs since the Birthplace Mapping Survey was undertaken in 2010.<sup>57</sup> The number of trusts without a MU has fallen from 75 (50%) to 32 (24%), and, of these 32 trusts, 27 have one OU and five have two OUs (Figure 4).

The increase in the number of MUs is reflected in a higher national percentage of all births occurring in such units. In comparison with findings from the Birthplace Mapping Survey,<sup>57</sup> MU births across England increased from 5% to 14% of all births over the 6-year period, almost entirely related to the increase in AMU provision (Figure 5).

**FIGURE 3** Flow chart of trusts, AMUs, FMUs and OUs.

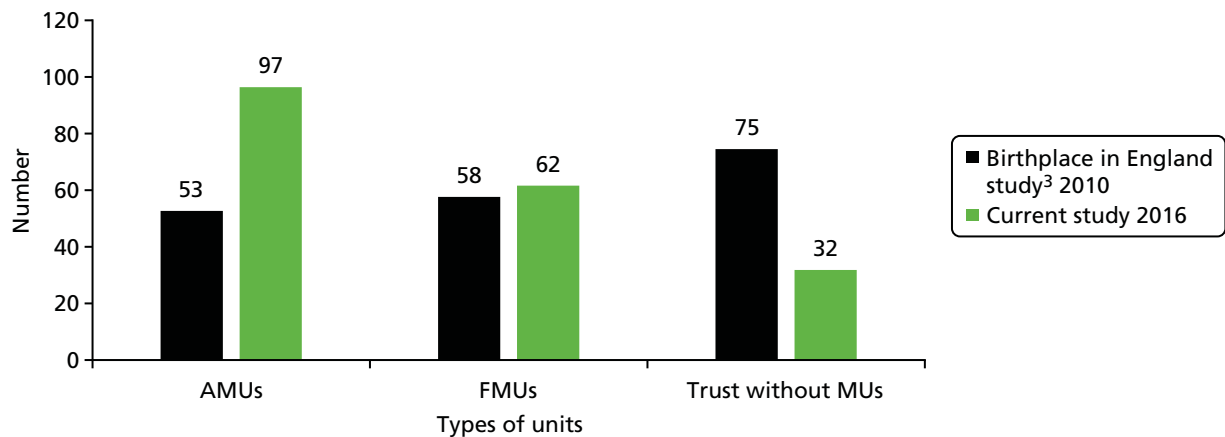


FIGURE 4 Numbers of AMUs, FMUs and trusts without MUs in England: change since Birthplace in England study.<sup>3</sup>

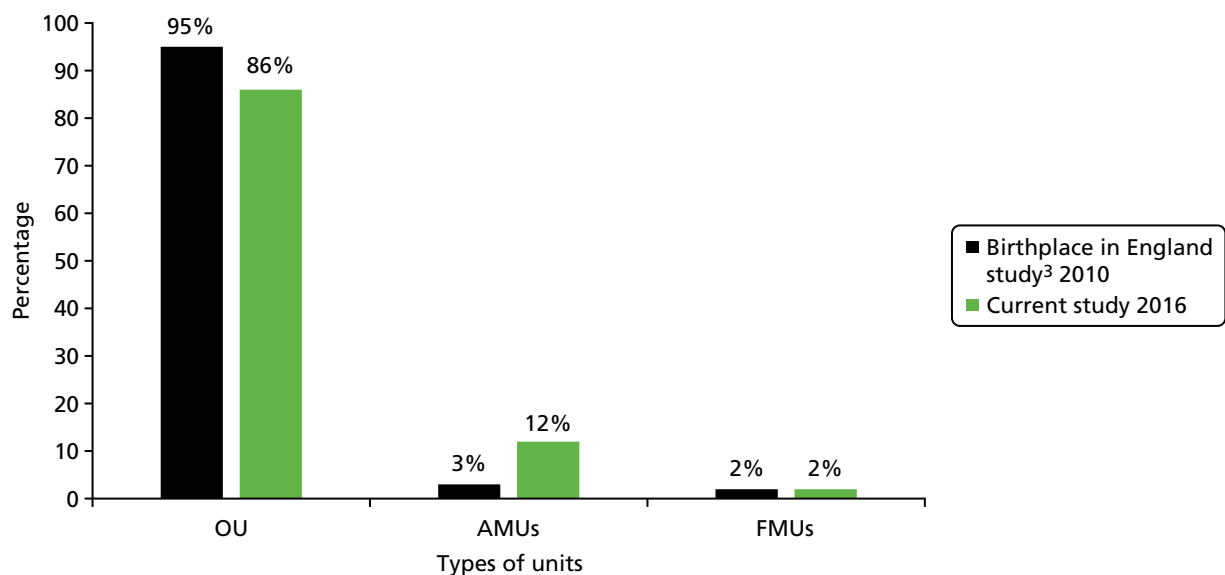


FIGURE 5 Percentage of births in OUs and MUs: change since Birthplace in England study.<sup>3</sup>

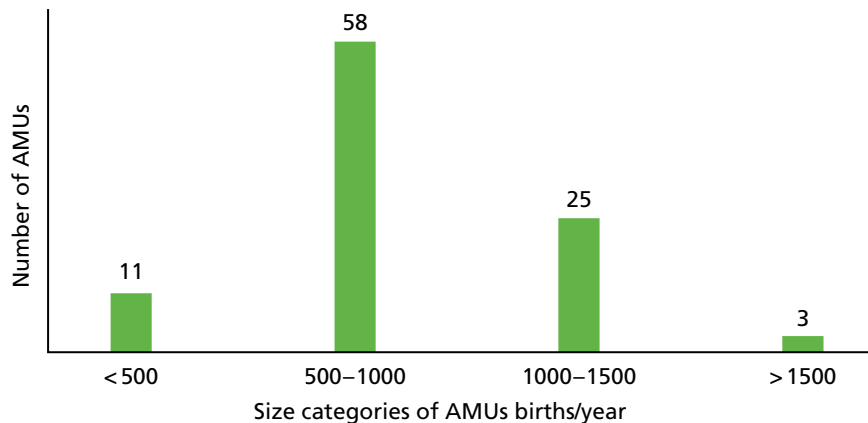
### Number of births per year in midwifery-led units

The number of births in each AMU varies considerably, from 100 to 2000 births per year, but most range between 500 and 1000 births per year. Below we have categorised AMUs into bands based on their number of births per year (Figure 6).

### Size categories of alongside midwifery units birth per year

The differences in the number of births per year between AMUs is partly related to the number of births in their linked OU. For example, three of the five largest AMUs in England are linked to the three largest OUs. However, number of births is also dependent on the ability of each local maternity service to optimise access to its AMUs. A later section of the findings highlights this (see Chapter 4, *Information and knowledge about midwifery-led units*).

The number of births in FMUs is much smaller than in AMUs because they generally serve smaller population areas, typically more rural communities.<sup>57</sup> They appear to have more restrictive access criteria.<sup>89</sup> For example, women planning a vaginal birth after a previous caesarean are not encouraged to birth in FMUs, but it became clear in our survey that some local services allow this in AMUs, as we asked a question about access



**FIGURE 6** Size of AMUs: numbers of births per year.

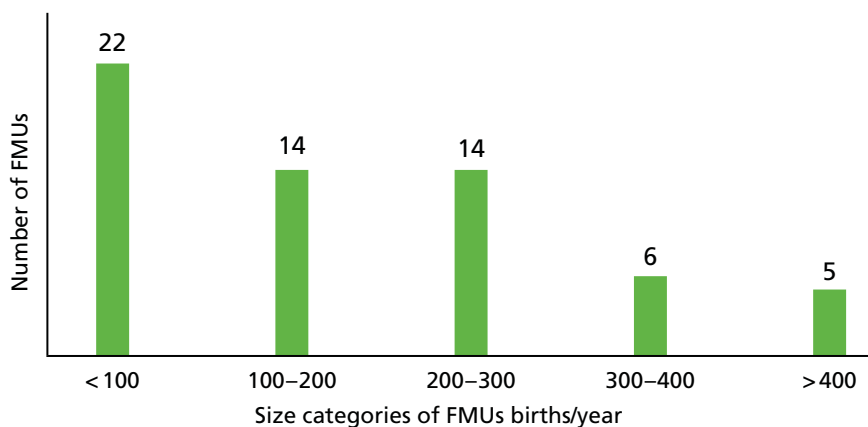
criteria for the two types of MU. The range was between 10 births per year to 650 births per year, with the majority between 10 and 200 births per year. As above, we categorised FMUs into bands based on their number of births per year (*Figure 7*).

Thirty-six of the 61 FMUs (59%) are supporting < 200 births per year. There has been a small but steady trend towards metropolitan FMUs opening in a town or city where an OU has closed in the past 15 years.<sup>90</sup> The three FMUs with the highest number of births in England were established in the last 5 years because of this change. Two other FMUs, supporting in excess of 400 births, opened in large cities where existing OUs were situated.

### Midwifery-led unit percentage of all births per linked trust

After excluding home birth, the number of MU births as a percentage of all births per linked trust gives some indication of their optimum utilisation. This is based on the assumption that the best care for women on a midwifery-led pathway includes access to MUs for labour and birth. For the purpose of this study, we calculated the number of MU births as a percentage of all trust births, excluding home births (in trusts with both AMUs and FMUs, trusts with just AMUs and trusts with just FMUs), to reflect utilisation. We then counted the number of trusts that had MUs birthing women according to different percentage bands (0–5%, 5–10%, 10–15%, 15–20%, 20–25%, 25–30%, > 30%). This revealed wide variations (*Figure 8*).

In the trust with the lowest percentage of all births in its MU(s) the figure was 4% and in the trust with the highest it was 31%. Seventy-two per cent (72%) of MUs were birthing < 20% of their total trust births, excluding home births, with only 11% achieving > 25%. AMU utilisation (number of AMU births as a percentage of all attached unit births) was similar (*Figure 9*).



**FIGURE 7** Size of FMUs: number of births per year.

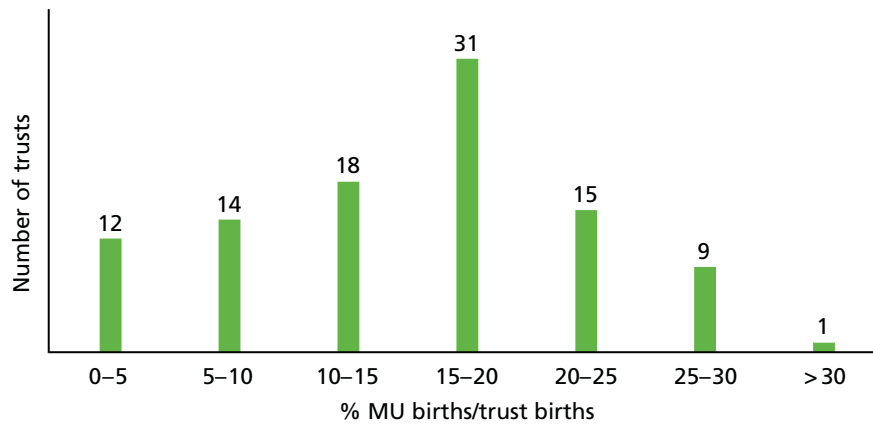


FIGURE 8 Utilisation of MUs: numbers of trusts by percentage bands of MU births/all trust births.

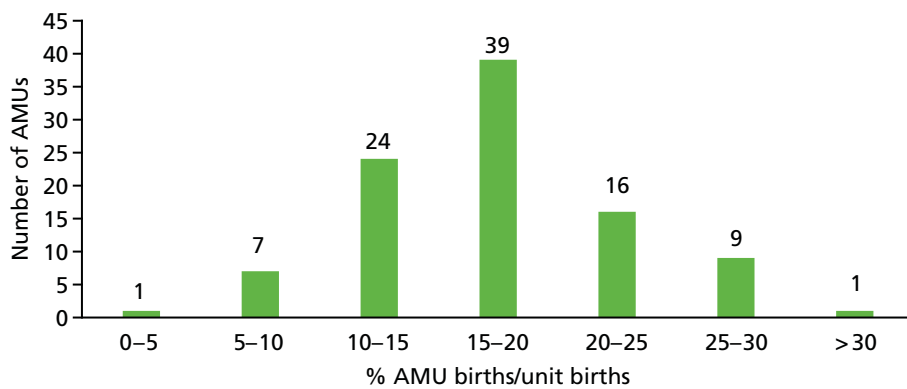


FIGURE 9 Utilisation of AMUs numbers of OUs by percentage bands of AMU births/all units births.

### Trusts without any midwifery-led units

Of the 32 trusts without MUs, five have two OUs. Of these five trusts, four have their OUs in different towns or cities covered by the trust and the other has two OUs in one large city. The size of these OUs varies from 1300 births per year to 5700 births per year (Figure 10).

Size of OUs does not appear to affect whether or not an AMU is established. Variations in choice of MUs are particularly striking in large metropolitan areas, where we found examples of a city having two AMUs for a population of 10,000 births, whereas a city in the same region with a similar number of births had no MUs.

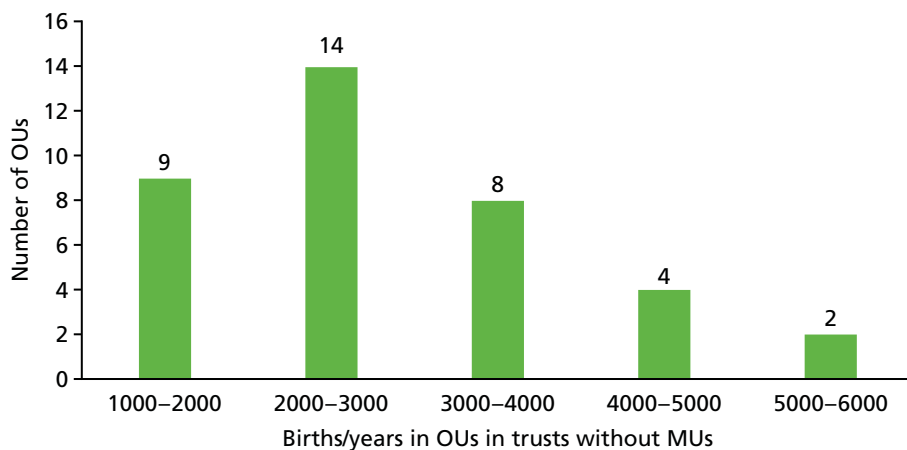


FIGURE 10 Size of OUs without MUs: number of births per year.



## Results of the organisation and operation of midwifery-led units

This second section reports the results from both AMUs and FMUs of how they are organised and operated.

### Alongside midwifery units

#### Staffing

We recorded whether or not AMUs had core staff (i.e. designated midwives assigned to permanently staff the AMU, rather than midwives allocated from the OU for each shift or some other variant). We then compared trusts achieving > 20% of all trust births in their AMUs with those trusts achieving 10% to 20% and those under 10% (Table 3).

Eighty-six AMUs had core staff and there was no difference between higher-performing and lower-performing trusts.

The vast majority of AMUs have a designated midwife clinical lead, but lower-performing AMUs are less likely to (Table 4).

Community midwives staff approximately 60% of AMUs on a shift system (Table 5).

**TABLE 3** Alongside midwifery unit core staff

AMUs	AMU core staff, <i>n</i> (%)		
	Yes	No	Missing
Trusts with AMUs ( <i>N</i> = 97)	87 (89.7)	10 (10.3)	0
Trusts > 20% ( <i>N</i> = 26)	23 (88.5)	3 (11.5)	0
Trusts 10–20% ( <i>N</i> = 53)	47 (88.7)	6 (11.3)	0
Trusts < 10% ( <i>N</i> = 7)	6 (85.7)	1 (14.3)	0

**TABLE 4** Alongside midwifery unit separate MU-based midwifery clinical leader

AMUs	Midwife clinical lead for AMU(s), <i>n</i> (%)		
	Yes	No	Missing
Trusts with AMUs ( <i>N</i> = 97)	90 (92.8)	6 (6.2)	1 (1)
Trusts > 20% ( <i>N</i> = 26)	24 (92.3)	1 (3.8)	1 (3.8)
Trusts 10–20% ( <i>N</i> = 53)	50 (94.3)	3 (5.7)	0
Trusts < 10% ( <i>N</i> = 7)	6 (85.7)	1 (14.3)	0

**TABLE 5** Alongside midwifery unit with community midwives

AMUs	Community midwife scheduled shifts in AMU, <i>n</i> (%)		
	Yes	No	Missing
Trusts with a community midwife in AMU ( <i>N</i> = 58)	34 (58.6)	24 (41.4)	
Trusts > 20% ( <i>N</i> = 17)	10 (58.8)	7 (41.2)	0
Trusts 10–20% ( <i>N</i> = 36)	21 (58.3)	15 (41.7)	0
Trusts < 10% ( <i>N</i> = 5)	3 (60)	1 (20)	1 (20)

### Staff movement to obstetric-led unit

Nearly all (97%) AMU midwives are moved into OUs to work for part or all shifts regularly. This means that they may often be caring for low-risk women on OUs who are suitable for MUs (Table 6).

### Closures

Related to the movement of staff out of AMUs was the finding that one-third of AMUs experience closures, with one-fifth closing frequently (more than once per month) (Tables 7 and 8). The closure lasts for the duration of a shift in most cases. Lower-performing AMUs close three times more often than higher-performing AMUs. Movement of staff out of AMUs to OUs and closure of AMUs were expedient and a response to shortage of midwives on OUs and/or workload on OUs. Movement was almost always asymmetrical, in the direction of OU.

### Capacity

Higher-performing AMUs had more birth rooms (five to eight), whereas lower-performing AMUs had fewer birth rooms (two to four). The latter had fewer births per room (< 200/year), although even the larger AMUs underutilised their room capacity. Thus, all AMUs could absorb more births per year.

### Access and physical location

Data were collected on whether trusts had an opt-out or opt-in model for women accessing their AMU (Table 9). Opt-out implies that low-risk women wanting a hospital birth were sent to the AMU unless they specifically requested to labour in the OU (i.e. a standard midwife-led or low-risk pathway). Opt-in means that women are sent to the OU unless they ask for the AMU. In addition, a small number of services operate a hybrid model that, for example, leaves the decision to the admitting midwife.

Fifty-seven per cent of AMUs had an opt-out policy and this appeared to be associated with higher utilisation. Of the higher-performing AMUs, 73% had an opt-out policy, whereas only 14% of the lower-performing AMUs had an opt-out policy.

**TABLE 6** Alongside midwifery unit midwifery staff moved to OU

AMUs	Staff moved from/to AMU(s) during shift, n (%)		
	Yes	No	Missing
Trusts with AMU(s) (N = 86)	83 (96.5)	2 (2.3)	1 (1.2)

**TABLE 7** Alongside midwifery unit closures

AMUs	AMU(s) closed at any time, n (%)		
	Yes	No	Missing
Trusts with AMUs (N = 86)	24 (27.9)	59 (68.6)	3 (3.5)
Trusts > 20% (N = 26)	5 (19.2)	21 (80.8)	0
Trusts 10–20% (N = 53)	15 (28.3)	35 (66)	3 (5.7)
Trusts < 10% (N = 7)	4 (57.1)	3 (42.9)	0

**TABLE 8** Alongside midwifery unit closure frequency

AMUs	AMU closure frequency, n (%)					Missing
	Frequently (≥ 1/month)	Infrequently (every 6 weeks)	Rarely (every 6 months)	Very rarely	Other	
Trusts in which AMU closed (N = 24)	5 (20.8)	3 (12.5)	8 (33.3)	4 (16.7)	3 (12.5)	1 (4.2)

**TABLE 9** Alongside midwifery unit with opt-out or opt-in policy

AMUs	AMU(s) opt-out or opt-in policy, <i>n</i> (%)			
	Opt out	Opt in	No/other	Missing
Trusts with AMUs ( <i>N</i> = 86)	49 (56.9)	22 (25.6)	14 (16.3)	1 (1.2)
Trusts > 20% ( <i>N</i> = 26)	19 (73.1)	2 (7.7)	4 (15.4)	1 (3.8)
Trusts 10–20% ( <i>N</i> = 53)	29 (54.7)	15 (28.3)	9 (17)	0
Trusts < 10% ( <i>N</i> = 7)	1 (14.3)	5 (71.4)	1 (14.3)	0

Eighty-one per cent of trusts used NICE recommendations<sup>91</sup> to ascertain women's eligibility for AMU care, though > 50% of trusts adapted or broadened these recommendations to allow other women access to their AMU (Table 10).

We also asked if women who did not meet the local eligibility criteria were sometimes allowed access to AMU (Table 11).

High-performing trusts were more likely to allow this eligibility.

Alongside midwifery units were co-located in three ways: (1) 63% were on the same floor as the main labour ward, (2) 36% were on a different floor and (3) 1% were in a different building (Table 12).

There may be an association between smaller MU birth numbers and the location of the AMU on the same floor, but the numbers were too small to be conclusive.

**TABLE 10** Alongside midwifery unit eligibility criteria source

AMUs	AMU eligibility criteria guidelines source, <i>n</i> (%)			
	NICE	NICE and adapted <sup>a</sup>	Other/own	Missing
Trusts with AMUs ( <i>N</i> = 86)	30 (34.9)	40 (46.5)	9 (10.5)	7 (8.1)
Trusts > 20% ( <i>N</i> = 26)	10 (38.5)	12 (46.2)	2 (7.7)	2 (7.7)
Trusts 10–20% ( <i>N</i> = 53)	18 (33.9)	24 (45.3)	6 (11.3)	5 (9.4)
Trusts < 10% ( <i>N</i> = 7)	2 (28.6)	4 (57.1)	1 (14.3)	0
All trusts with MU ( <i>N</i> = 102)	40 (39.2)	45 (44.1)	9 (8.8)	8 (7.8)

<sup>a</sup> Includes trust's own, which is based on NICE; adaptation involves expansion of NICE criteria.

**TABLE 11** Alongside midwifery unit access for ineligible women

AMUs	AMU access for ineligible women, <i>n</i> (%)			
	Yes	No	Other	Missing
Trusts with AMUs ( <i>N</i> = 86)	72 (83.7)	9 (10.5)	4 (4.6)	1 (1.2)
Trusts > 20% ( <i>N</i> = 26)	25 (96.2)	1 (3.8)	0	0
Trusts 10–20% ( <i>N</i> = 53)	41 (77.4)	7 (13.2)	4 (7.5)	1 (1.9)
Trusts < 10% ( <i>N</i> = 7)	6 (85.7)	1 (17.3)	0	0

**TABLE 12** Alongside midwifery unit physical location

AMUs	AMU location, <i>n</i> (%)		
	Same floor	Different floor	Different building
Trusts with AMUs ( <i>N</i> = 97)	61 (61.9)	35 (36.1)	1 (1)
Trusts > 20% ( <i>N</i> = 27)	15 (55.6)	11 (40.7)	1 (3.7)
Trusts 10–20% ( <i>N</i> = 63)	40 (63.5)	23 (36.5)	0
Trusts < 10% ( <i>N</i> = 7)	6 (85.7)	1 (14.3)	0

## Facilities

### *Number of rooms*

The majority of AMUs had two to four rooms and very few had more than eight rooms.

Trusts with a small proportion of births in MUs were very likely to have small numbers of rooms in their AMU, and more than twice as likely to do so as trusts with > 20% of MU births. Nearly half of trusts with > 20% MU births had five to eight rooms in their AMUs (*Table 13*).

### *Birthing pools*

Nearly all AMUs had at least one birthing pool (98%), but trusts with higher proportions of births in MUs did not appear to have a greater proportion of rooms with pools than trusts with lower proportions of births in MUs (*Table 14*).

**TABLE 13** Alongside midwifery unit number of rooms

AMUs	Number of rooms, <i>n</i> (%)		
	2–4	5–8	9–12
Trusts with AMUs ( <i>N</i> = 97)	52 (53.6)	39 (40.2)	6 (6.2)
> 20% MU births AMUs ( <i>N</i> = 27)	10 (37.0)	13 (48.1)	4 (14.8)
10–20% MU births AMUs ( <i>N</i> = 63)	36 (57.1)	25 (39.7)	2 (3.2)
< 10% MU births AMUs ( <i>N</i> = 7)	6 (85.7)	1 (14.3)	0

**TABLE 14** Alongside midwifery unit number of rooms with pools

AMUs	Proportion of rooms with birth pools, <i>n</i> (%)		
	< 25%	25–75%	> 75%
Trusts with AMUs with pools ( <i>N</i> = 84)	5 (6.0)	60 (71.4)	19 (22.6)
Trusts > 20% ( <i>N</i> = 26)	3 (11.5)	18 (69.2)	5 (19.2)
Trusts 10–20% ( <i>N</i> = 51)	2 (3.9)	35 (68.6)	14 (27.5)
Trusts < 10% ( <i>N</i> = 7)	0	7 (100)	0

## Free-standing midwifery units

### Staffing

Approximately half of the trusts with FMUs had core midwifery staff in their FMUs (*Table 15*). The differences between the three groups (< 10%, 10–20% and > 20%) must be interpreted with caution, as the FMUs did not figure strongly in overall birth proportions, particularly in trusts with both AMUs and FMUs.

For FMUs with no core staff, community midwives must staff them when they accompany women for birth.

Just over 50% of FMUs were staffed 24 hours per day, whereas the remainder were either open during daytime hours only (e.g. for clinics) or open when women booked there went into labour. Nearly all FMUs had a midwife clinical lead. Community midwives played a major role in staffing, mostly as the second midwife for births. Twelve trusts ran their FMU by a fully integrated model of core staff and community midwives.

### Staff movement

Over half of FMU staff were moved within or between shifts, most often to the host OU (*Table 16*).

### Closures

Nearly 40% of FMUs were closed more than once every 6 months (*Table 17*).

### Access

Unlike AMUs, only 5% of FMUs had an opt-out policy, whereas nearly 50% operated an opt-in policy (*Table 18*).

**TABLE 15** Free-standing midwifery unit core midwifery staff

FMUs	FMU core staff, <i>n</i> (%)			
	Yes	No	Other	Missing
Trusts with FMUs ( <i>N</i> = 39)	21 (53.8)	12 (30.8)	5 (12.8)	1 (2.6)
Trusts > 20% ( <i>N</i> = 15)	10 (48)	3 (25)	1 (6.7)	1 (6.7)
Trusts 10–20% ( <i>N</i> = 13)	6 (29)	5 (42)	2 (15.4)	
Trusts < 10% ( <i>N</i> = 11)	5 (24)	4 (33)	2 (18.2)	

**TABLE 16** Free-standing midwifery unit staff moved (within or between shifts)

FMUs	FMU staff moved ( <i>N</i> = 22) (trusts with FMU <i>N</i> = 39), <i>n</i> (%)				Missing
	FMU to OU	FMU to AMU	Community to FMU	Unspecified or anywhere	
Trusts with FMU staff moved	8 (36.4 <sup>a</sup> )	5 (22.7 <sup>a</sup> )	4 (18.2 <sup>a</sup> )	3 (13.6 <sup>a</sup> )	3 (13.6 <sup>a</sup> )

<sup>a</sup> Percentages do not total 100, as some trusts have staff moving between more than one facility.

**TABLE 17** Free-standing midwifery units closed

FMUs	FMU(s) closed at any time, <i>n</i> (%)				Missing
	Yes	No	Open for births only	Other	
Trusts with FMUs ( <i>N</i> = 39)	15 (38.5)	15 (38.5)	12 (30.8)	6 (15.4)	1 (2.6)

**TABLE 18** Free-standing midwifery unit opt-out/opt-in policy

FMUs	FMU policy, n (%)				
	Opt out	Opt in	Unclear	No	Missing
Trusts with FMUs (N = 39)	2 (5.1)	18 (46.2)	16 (41)	1 (2.6)	2 (5.1)

Just over one-third of trusts had stricter eligibility criteria for their FMU than for their AMUs (Table 19).

### Facilities (birthing pools)

Almost all FMUs (98%) had rooms with birthing pool facilities and most had more than one (Table 20).

### Consultant midwives attached to midwifery-led units

Only 40% of trusts had a dedicated consultant midwife and these tended to be in higher-performing sites (43% vs. 29%) (Table 21).

### Case-loading and midwifery-led units

Although 20% of trusts say they had some form of case-load model (care from a midwife or small group of midwives throughout all phases of care), the percentage of women who could avail themselves of it was only 1–2%. In fact, only two AMUs and two FMUs had case-load models for some of their women. Women planning a home birth are the most common group to have access to case load care, although one trust had case-load midwifery implemented for > 50% of its population.

**TABLE 19** Free-standing midwifery unit eligibility criteria different from AMU eligibility criteria

FMUs	FMU eligibility criteria guidelines stricter than AMU, n (%)				
	N/A, no AMU	Yes	No	Other	Missing
Trusts with FMUs (N = 39)	16 (41)	14 (35.9)	6 (15.4)	2 (5.1)	1 (2.6)

**TABLE 20** Free-standing midwifery unit number of rooms with pools

FMUs	FMU proportion of rooms with birth pools, n (%)		
	< 25%	25–75%	> 75%
Trusts with FMUs with pools (N = 39)	3 (7.7)	20 (51.3)	16 (41.0)

**TABLE 21** Consultant midwives and MUs

MUs	Consultant midwives attached to MU, n (%)		
	Yes	No	Missing
Trusts with MU(s) (N = 102)	38 (37.3)	61 (59.8)	3 (2.9)
Trusts > 20% (N = 28)	12 (42.9)	15 (53.6)	1 (3.6)
Trusts 10–20% (N = 57)	21 (36.8)	35 (61.4)	1 (1.8)
Trusts < 10% (N = 17)	5 (29.4)	11 (64.7)	1 (5.9)

## Closure of free-standing midwifery units in England

As part of the mapping phase of this study, we identified 10 FMU services in England closed permanently in the 10 years prior to the analysis. This first section (see *Media analysis*) explores the representation of the closure of these units in print and television media to better understand the public rationale for closure decisions and the climate or public atmosphere in which such decisions take place.

A second section reports on the findings from interviews of HoMs where FMUs closed (see *Head of midwifery interviews*).

### Media analysis

Despite persuasive evidence in favour of FMUs, maternity policies along with professional organisations such as the Royal College of Obstetricians and Gynaecologists (RCOG) have supported AMUs over FMUs.<sup>92</sup> The opening and closing of FMUs has been tracked for a report to the RCM,<sup>90</sup> which identified that in England in February 2013 there were 59 FMUs (compared with 53 in April 2001). During these 12 years, 30 new units opened and 21 units were permanently closed. A further three were temporarily closed, with the possibility that they will not reopen. Previous studies have documented the cyclical struggle for survival of FMUs in England, their small size and invisibility having rendered them vulnerable to closure by their larger host organisations.<sup>93,94</sup> This is of interest, given evidence from the Birthplace in England study<sup>3</sup> that FMUs outperform AMUs regarding reductions in labour and birth interventions.<sup>25</sup> They are also more cost-effective than AMUs in relation to the primary outcome of neonatal adverse outcome and the secondary outcome of maternal morbidity, although this is reduced if only low-risk women without complications at the onset of labour are compared.<sup>46</sup> In addition, organisational research has found that midwifery satisfaction is very high in these settings<sup>95</sup> and they are much less prone to problems of staff recruitment and retention, which are a contemporary challenge to the sustainability of the maternity workforce.<sup>96</sup>

The aim of this part of the project was to explore what an analysis of media coverage of the closure of FMUs might tell us about the reasons given for the closures, how are these closures presented publicly and by whom, and whether media representations support or disrupt pervading cultural norms around place of birth in England.

The methods we utilised are described in *Chapter 2*.

### Content analysis

The articles reported on planned or proposed changes to the existing maternity services in their areas. These plans all involved the closure of a local FMU, with some including the opening of a new AMU on a hospital site in a nearby town or city. A simple count showed that service users were quoted almost twice as often (46 times) as the next most frequently quoted stakeholders [local council politicians and commissioners (24 times)]. These were followed by senior trust staff (mostly directors of nursing and a few HoMs), at 22 times, health campaigners (18 times), CEOs (16 times) and members of parliament (14 times).

A preliminary analysis of the basic content of the articles revealed a number of trends. The newspaper coverage appeared to present a binary relationship between a medical model of care (in which birth close to medical back-up, such as in or close to an OU, was regarded as safer and more desirable) and a contrasting social model of care (in which birth was kept locally within the community).

A straightforward count of the reasons given for the closures revealed two predominant reasons: the perceived underuse of the units and the assumed high cost of running them.

Those in favour of closing units often argued that women were not choosing to use them, resulting in underuse of the facilities, which were then presented as unaffordable.

Commissioners and trust senior managers used the press releases on which many of the newspaper articles were based to justify their decisions to close units. Thus, closures were constructed as inevitable or unavoidable and largely outside their control. Often the underlying assumptions behind this discourse were not challenged within the articles.

When opposing voices were represented, those in favour of keeping the units open were more likely to be of the opinion that the units were desirable from the point of view of a social model of care, keeping birth within the local community, avoiding long journeys in labour, and that underuse was caused by lack of eligibility or provision of relevant information. Opposing voices were mainly those of service users, local politicians and community campaigners.

### Voices supporting closures

Our content analysis revealed that very little of the media reporting focused on safety per se and made very little reference at all to clinical evidence. However, the assumption that being closer to obstetric care was safer, despite this being contrary to the evidence, was implicit in the arguments in support of the closure of FMUs in favour of AMUs:

*We feel that a midwife-led unit close to the maternity department would provide the best of both worlds – the possibility of a natural birth without medical intervention, but the security of knowing an obstetrician is close by in case of emergencies.*

*Trust chief executive, Scarborough Evening News<sup>97</sup>*

Free-standing midwifery units were often portrayed as undesirable or inferior places to give birth:

*The vast majority [of women in Grantham] opt to give birth at other hospitals where they can get:*

- *Direct access to obstetricians, anaesthetists and neonatologists,*
- *Access to other specialist services such as epidurals for pain relief,*
- *There is a specialist care baby unit if there are any problems.*

*None of which they can currently get at the Midwifery Led Birthing Unit at Grantham Hospital.*

*Journalist, Grantham Journal.<sup>98</sup> Reproduced with permission from Marie Bond, Editor, Grantham Journal*

Trust CEOs, commissioners and some journalists asserted that the problem was that there was a lack of demand for FMUs from women. Women were assumed to have a free and informed choice about where they plan their births and they were not choosing FMU care:

*The midwives do a great job but women are clearly choosing to go elsewhere for their care.*

*Clinical Commissioning Group accountable officer, Grantham Journal.<sup>98</sup> Reproduced with permission from Marie Bond, Editor, Grantham Journal*

Chief executive officers and commissioners also used the articles to explain how much money their FMU was costing their service, quoting the specific amount of money that they perceived was 'lost' each year. In some cases, the financial losses were attributed directly to women's decisions on place of birth:

*Only 274 out of 5440 new mothers from Brent gave birth there in 2006, along with 18 from Harrow, leading to a deficit of £300,000 a year.*

*First-time mother, Kentish Gazette<sup>99</sup>*



In Brent, where the FMU had been opened on the site of a closed OU, the CEO presented his decision to close the unit as a moral one:

*I have a responsibility to make the best use of taxpayers' money and the Brent Birthing Centre is losing £300,000 a year. As an accountable officer, that is not something I can sustain.*

CEO, Harrow Times<sup>100</sup>

Articles deployed a combination of managerialist and consumerist discourses whereby managers were depicted as sharing out limited resources for the greater good, whereas women exercised a 'free, consumer choice' not to birth in FMUs:

*It's important we provide the best care possible for every pound spent, for everyone in Derbyshire.*

Medical director, Derby Evening Telegraph<sup>101</sup>

*It's about how you provide the best model of maternity service for the area. We can't continue to run the whole service in this way and something has to change.*

Hospital trust CEO, Hull Daily Mail<sup>102</sup>

Often the proposed changes involved the closure of the FMU and the opening of an AMU in another of the trust's hospitals. This was at times framed as a 'relocation' of the FMU, rather than a closure, and in the case of the Brent Birth Centre the new AMU was given the same name as the closed FMU.

Closures were frequently framed as 'gains', for example the opening of a new MU or more money to invest in other services:

*What do the proposals mean for women living in North Tyneside? When a woman becomes pregnant, no matter whether she is considered to be low or high risk she will be able to choose to deliver her baby at either Northumbria Specialist Emergency Care Hospital or Royal Victoria Infirmary, Newcastle.*

Commissioner, Chronicle Live<sup>103</sup>

*I hope that most of the journal's readers will be reassured to know that the changes that have been announced this week will bring about an expansion in the services on offer at Grantham Hospital and an improvement in the treatment and care given to local people.*

Nick Boles, MP, Grantham Journal<sup>104</sup>

## Voices opposing closure

Service users and campaigners privileged women's right to birth locally, expecting that trusts had a duty to provide and support women's opportunities to choose these places of birth.

In Kent, campaign messages emphasised the importance of women being able to birth locally to avoid long journeys in labour and to retain birth within the local community. Changes were questioned by service users using highly emotive language that drew on images of family, home and community:

*The move would force Canterbury mothers-to-be into long journeys to hospital and mean Kent's only city would disappear from birth certificates [our emphasis].*

Kentish Gazette<sup>105</sup>

*Both of my children were born there as were their mother and me. I was therefore hoping to see a third generation eventually come into the world at Buckland.*

Philip Moore, East Kent Mercury<sup>106</sup>

Service users and campaigners argued that the FMUs remained desirable places to give birth, but that many women were prevented from using FMUs through eligibility guidelines or a lack of information:

*I think one of the fundamental issues is the lack of publicity the centre gets from GPs and midwives at booking in appointments. Two friends of the family who are expecting didn't know the Jubilee Birth Centre existed until I told them!*

*Half the pregnant ladies were not given the chance to use it. They were told, you have to go to Lincoln.*  
*Campaigner, Yorkshire and Lincolnshire Regional News and Weather<sup>107</sup>*

For those opposing the closures, the arguments were more likely to be framed in terms of a 'loss'. The loss of the unit or of local services and possible implications for the economic well-being of a local community, and other local services:

*So North Tyneside General . . . will soon have no A&E [accident and emergency] and likely no maternity at all after already being degraded. What is to become of it? A cottage hospital where people go to die in old age? The demise of hospital services for residents . . . is disgraceful.*  
*Claire Louise Keys, service user, Evening Chronicle<sup>108</sup>*

However, campaigners supporting the Jubilee Birth Centre in Hull were reported as satisfied with the trust's proposal to 'relocate' the FMU to the main hospital to become an AMU:

*Jubilee Supporters' Group campaigner Sian Alexander, said: 'While I am sad to see the Jubilee close permanently, I'm glad the trust at least acknowledges the importance of midwifery-led care and I hope the spirit of the Jubilee will be able to live on, albeit in another place'.*

*Hull Daily Mail<sup>109</sup>*

### Head of midwifery interviews

Thematic analysis of the HoM interviews relating to 8 of the 10 FMU closures from the media analysis revealed common threads across most sites. These were:

- underutilisation issues in relation to falling numbers of annual FMU births, which subsequently increased the costs of keeping the MUs open
- distance of FMUs from their host OUs, exacerbated by traffic congestion and/or poor weather, especially in rural FMUs, which could theoretically impact on safety
- relative popularity of AMUs and rationalisation of OUs led to the opening of more AMUs which were seen as a replacement for the closed FMUs.

### Underutilisation

Seven were said to be 'undercapacity', although no justification exists in the literature of a threshold for utilisation that equates to viability. Some FMUs open only for intrapartum care, remaining closed the rest of the time, but the argument is made that utilities, such as heating, lighting and water, are required continuously. However, there still exists a significant number (53) of FMUs with 50–250 births per year, mostly in rural areas. Some units provide antenatal and postnatal care and other community-based services for a rural area.

### Distance from host obstetric-led unit

This rationale for closure applies exclusively to rural units, where it was judged that journeys of > 15 miles, or time taken to transfer of > 30 minutes, may impact on safety. It was interesting that none of the closures had been precipitated by clinical incidents, at least according to the HoMs interviews, and this was also reflected in our analysis of media content and discourses, which focused on economic and staffing issues, with little reference to clinical safety concerns.

### Popularity of alongside midwifery units and rationalisation of obstetric-led units

A number of the interviewees mentioned that AMUs were opened in virtually all trusts where FMUs were closed. They were seen as a more popular alternative to FMUs, but this appears to be a professional view, rather than a service user view. Certainly, their capacity is greater, sometimes by as much as 10 times. However, this greater volume of births is primarily derived from women who would have previously accessed the main OU. Interestingly, at two of the closed FMU sites, home birth rates went up, suggesting that some local women chose to birth at home over attending the neighbouring OU/AMU.

There were some interesting examples of closures that did not fit the above categories. One FMU closed despite having > 300 births per year, although the rationale given was underutilisation. A metropolitan FMU closed because its local population of mainly immigrant women perceived it as a second-class service, because there were no doctors on staff. The FMU was built in an industrial estate that meant low visibility in the local community. More than one comment was made that small FMUs represented a 'Rolls Royce' service that few women could benefit from.

The next chapter describes in detail the findings from the six case study sites.



## Chapter 4 Findings phase 2: case studies

The findings from the six case study sites are derived from MFGs, women's focus groups and all individual interviews. These present a picture of the local maternity cultures, organisational processes regarding the functioning of MUs, relationships between stakeholders and key actors who shape the MU service.

In the first section, each site is described in a narrative summary, outlining why it was selected, its configuration, its throughput of births, relevant historical backdrop to the current configuration and any current contextual issues impinging on its MU provision.

This is followed by a within-case analysis. The within-case analysis distilled themes that emerged from the particularities of each case. These have been mapped to the CFIR (see *Cross-case analysis*), but to highlight individual differences between cases they are reported here as 'stand-alone' themes. These stand-alone themes are individual constructs, extracted from the CFIR five domains (see *Table 22*) that matched most closely to the data.

The themes for this section are leadership, culture and beliefs about the intervention MUs, resources and priorities, organisation, staffing and change. Not all themes apply in each site.

Each site has been given a pseudonym, the first letter of which is used to identify where the respondents are from in all excerpts from MFGs (e.g. 'AMFG1'), women's focus groups (e.g. 'BWFG2') and interviews (e.g. 'CInt3').

After this section, the analysis of the women's focus groups is detailed and the chapter concludes with a substantive section on the cross-case analysis. The structure of the findings is given in *Box 1*.

### Narrative summaries and within-case analysis

#### *Armidale narrative summary*

Armidale was one of the 'high-performing' sites (see *Chapter 2* for definitions) and consisted of one OU, one AMU and two FMUs (*Figure 11*).

Within Armidale, one of the FMUs was in a town where an OU previously existed, and it was one of the best-utilised FMUs in the country, with > 600 births per year. The OU, which was in a nearby town, had around 4000 births per year and had an AMU with about 1000 births per year. Apart from the two towns,

#### BOX 1 Structure of case study findings

##### Narrative summaries of the six case study sites

Within-case analysis based on their primary themes: leadership, culture and beliefs about the intervention MUs, resources and priorities, organisation, staffing, change.

Women's focus groups based on primary themes: information and knowledge about MUs, influences on birthplace decision-making, administrative and logistical issues.

Cross-case analysis based on the most important constructs from each of the CFIR five domains: intervention characteristics, outer setting, inner setting, characteristics of individuals, process.

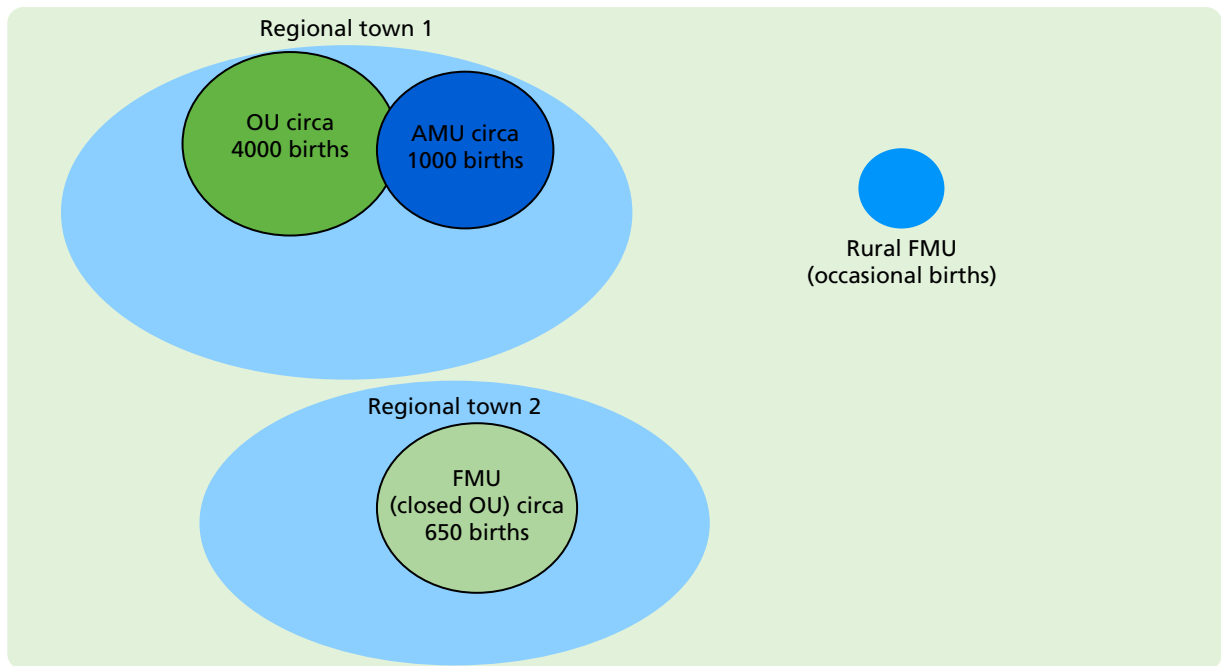


FIGURE 11 Site 1: Armidale.

the trust also covered a sizable rural area. The long-standing smaller and rurally located FMU hosted only occasional births and was described as being at risk of closure during interviews.

The AMU and larger FMU were developed following a trust-wide reconfiguration of the maternity services. This involved the reorganisation of obstetric and neonatal facilities and services across two towns at some geographical distance, and this reorganisation enabled the scene to be set for maternity systems change. Of the two recently developed MUs, the new FMU (in a town where the OU was closing) and the development of the new OU in the other town were prioritised. Having the new FMU opened and running prior to the closure of the OU in the same town was seen as an important part of embedding it into the maternity service. The AMU in the new OU was developed to provide women with a 'low-risk' birthplace option in the town with a large OU.

The staffing model for both the FMU and AMU was integrated hospital and community midwives, which is a relatively unusual staffing configuration in England. The midwives worked both in the community and on shifts in their particular MU, providing antenatal, labour/birth and postnatal care. The AMU-based team also operated the small FMU, which was opened only for births, and were sometimes moved within shifts from the AMU to the OU, depending on service demand. Sometimes the midwives on shift in the larger FMU were moved to the OU/AMU to cover staff shortages. The MUs had no core staff, apart from the clinical lead.

### Leadership

Interviews and focus group data revealed a commonly held view that the reconfiguration developed from extremely strong midwifery leadership and widespread, multilayered and multidisciplinary consultation and engagement with both internal and external stakeholders:

*... it's crucial to have an inspirational leader. If you don't have somebody at the very top who is passionate about it happening, it won't happen. And they must cascade, get everybody onboard.*

AMFG2

One of the important characteristics of a leader that midwives and service user representatives identified was charisma:

*... a charismatic leader to kind of bring it together ... unless you've got that then I think it's quite hard to bring it to fruition.*

*Alnt9*

The longstanding, active and ongoing support of the trust's MUs by key senior obstetricians was also viewed as very important. A senior obstetrician who was interviewed was a very strong advocate of MUs and normal birth. She described an enduring commitment to collaboration with midwives and to challenging the medicalised practice of service:

*... ultimately I suppose it's with them [women] having that better experience and it's reducing C-section [caesarean] rates and the medicalisation of birth and bringing it back to something a bit more of the emotional, social, psychological side of birth.*

*Alnt5*

The importance of continuity of vision when new service leaders came into post was referred to by the senior obstetrician, the midwives and the service users. They suggested that recent changes in midwifery leadership had resulted in a reduction in staffing on the MUs and less service user engagement. This was perceived to contribute to falling numbers of births in both the large FMU and the AMU:

*I think the birth centres are being used less at the moment, and that does seem to coincide with a change of leadership.*

*Alnt9*

### **Culture and beliefs about midwifery-led units**

The midwives from each of the MUs identified strongly with their work context and organisation. They saw themselves as normality advocates, grounded in a social/midwifery model of childbirth:

*I think that the birth centre philosophy is a social model of care ... This is where we wanted to work with the community midwives who wanted the normality as well.*

*AMFG1*

The midwives talked of the importance of a strong team culture in the MUs, with the need to trust your colleagues, especially in an emergency. This was facilitated by frequent, random unannounced skills drills, which the senior midwives set up.

In both the FMU and the AMU, there was a potent sense of ownership and a commitment to promoting their units and a strong commitment to the integrated MU community model:

*... the midwives very much take ownership of the [AMU], and you don't see a lot of higher management on the unit here, where you might do in some of the other areas.*

*AMFG1*

The FMU midwives engaged in considerable promotional activity within the local community (e.g. providing information stands at local shops) and at the unit itself (e.g. Christmas parties for the local community to join):

*So you have to do a lot of positive promotion, you have to get out there. And you're almost selling a product. And that's how we saw it. So we did lots of promotional events, and got lots in the press, about the positive things that we were doing ...*

*AMFG1*

The AMU staff had also held fundraising events to purchase equipment/‘extras’, which had helped build the staff culture as well as increase the unit’s visibility:

*... it's like the fundraising [name] just mentioned, we did use to do that quite often, to promote, to raise money for us to use on the birth centre [AMU]. To decorate our rooms.*

AMFG2

## Change

The reconfiguration was not without resistance from staff, with two main contributors to this: first, a loss of workplace identity and culture for the staff (obstetric, neonatal and midwifery) from the OU which closed; second, the adjustment to a new model of practice for midwives:

*[Staff] will tell you themselves that it wasn't without challenge, etc. ... the way they had to totally change the culture and the way they worked, even down to the language that was used rather than ... they don't use language around 'delivery' now, it's about 'birth', and yeah, I think it was met with some resistance from staff initially ...*

ALnt1

The development of the MUs met more resistance from the neonatologists, who were not supportive of a FMU initially:

*As a team of neonatologists we clearly always see the extreme end of the spectrum in terms of, you know, babies who get into difficulties because those are the ones who we come in contact with, so obviously there were anxieties.*

ALnt9

The neonatologists’ engagement with the process was through the development of protocols. They strongly argued for the presence of a neonatal life support (NLS)-trained midwife on every shift at the FMU and this was implemented.

## Organisation and staffing

From the outset, community midwives and a small team of core midwives staffed the MUs. This integrated staffing model was described very positively by those working in it, with there being a strong recommendation that the integrated model is desirable for an effectively functioning MU:

*If you have an integrated model you develop a really highly skilled, flexible workforce, which can move to where the activity is.*

AMFG2

The midwives valued the relational continuity of care, however limited, that the integrated model provided. They experienced this if they cared for women in labour whom they had previously met during the antenatal period.

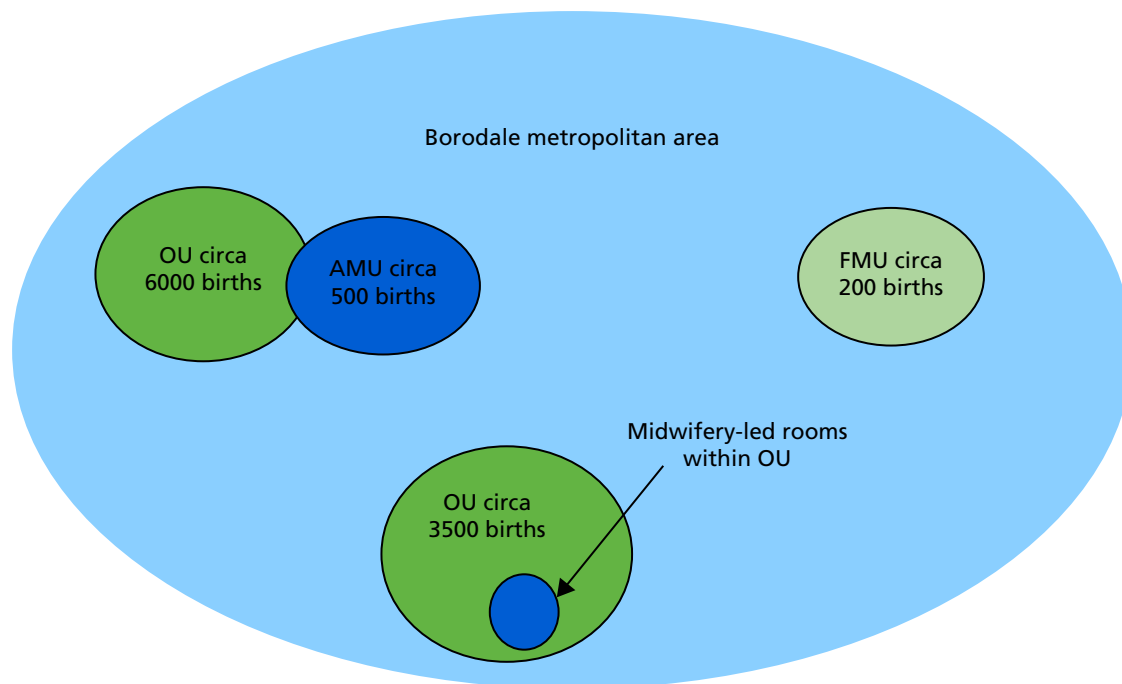
This site demonstrated that strategic planning, visionary leadership and widespread sign-up from stakeholders set the conditions for successful MU development. In addition, developing a sense of identity and ownership in the MU staff facilitated MU promotion and optimum utilisation.

## Borodale narrative summary

Borodale was one of the ‘low-performing’ sites and consists of two OUs, one AMU and one FMU (Figure 12).

Within Borodale, the tertiary-level OU was in a large metropolitan area and had > 6000 births per year, with an attached small, three-room AMU that had 500–600 births per year.





**FIGURE 12** Site 2: Borodale.

The smaller secondary-level OU was in an adjacent urban centre and had between 3500 and 4000 births per year. The FMU was located in a smaller community at one end of the trust area and had < 200 births per year. A number of the respondents described it as being at risk of closure. The AMU and FMU had core staff with a clinical lead.

The trust had experienced several boundary and service reconfigurations during the preceding 10 years; these uncertainties were continuing at the time of data collection. The trust acquired the second OU following a relatively recent amalgamation of trusts. Prior to that, a small OU within a larger community hospital had been closed after losing its neonatal services. The FMU was opened within that previous OU facility several years ago. The reconfiguration of OU to FMU met with great resistance from both midwives and obstetricians who worked there prior to its closure.

### Leadership

In contrast to Armidale, there was an apparent lack of maternity service leadership during the reconfigurations at Borodale. A maternity service manager at the time of data collection commented that she was distracted from promoting the FMU as she was addressing other priorities in the trust:

*Blnt3: And sometimes you have to go all through that before you get the thinking time to think actually, are we doing it the right way? Do you know what I mean? But when you're in the middle of it, this is what you've got to do . . .*

*Interviewer: You're firefighting almost?*

*Blnt3: Yeah.*

Other staff interviews expressed uncertainty about whether or not the problems with leadership existed at trust or maternity unit level:

*We are constrained by the trust and so you know, if people did say, hang on this isn't working, we've got to get everything on one site, the trust won't countenance that. So it's difficult for me to know whether it's maternity leadership or whether it's them [the trust].*

BMFG1

### Culture and beliefs about the intervention

Across the trust and midwifery management of Borodale, there were a number of conflicting views regarding the value of MUs. Illustrative of those with negative views was one trust manager who suggested that the midwives:

*... believe that you have to have padlocks, bolted door with machine guns and guard dogs between a unit that's midwife run and a unit that has obstetricians.*

*BInt5*

However, other trust managers were supportive of AMUs:

*They are recommended by national guidelines – I don't see an issue . . .*

*BInt4*

There had been poor service user engagement in the trust. One of the commissioners was very positive about MUs and referred to a recently developed place of birth tool for midwives to use when discussing birthplace options with women. She was open to innovation in both organisation and provision of MUs, if they met the needs of women, and was keen to engage service users who reflected the trust's population of childbearing women in this process:

*We need to really reconsider how we're doing engagement with women. The maternity service liaison committee is not representative of our service users. And they're not current service users, but white middle class woman who gave birth years ago.*

*BInt6*

The midwifery and obstetric management at the OU without an AMU wanted to open one and optimise its utilisation. They were keen for the MU to be opt-out and for the OU to be only for women receiving obstetric care:

*... it should be an opt-out, which was something we've sort of been driving for over the past year . . .*

*BInt7*

They also wanted a new AMU to be on a different floor, to properly distinguish the MU from the OU. This was in contrast to the lead obstetrician at the OU that already had an AMU, who, while believing AMUs were safe, insisted they needed to be on the same floor and as close as possible to the OU:

*... an alongside midwifery-led unit needs to be on the same floor because the lift is, you know, takes too long if you have a cord prolapse.*

*BInt9*

A senior manager spoke about outright hostility from midwives working in the OU that was closed and replaced with a FMU:

*... they were completely horrified at the idea of having a standalone midwifery-led unit.*

*BInt3*

She went on to say that most of them were redeployed to work in the new FMU, despite their resistance. This had contributed to a gradual fall in numbers of women birthing there and, at the time of our data collection, there was discussion about it being no longer viable.

Relationships and communication between midwifery staff working in the FMU and those working in the local community were reportedly poor, even though the community midwives were based in the same building as the FMU. For example, when the prospect was raised that community midwives might be

required to do shifts in the FMU, it appeared that they were then even less likely to promote the FMU to women, because this increased the chances of being called in to work there:

*... there have been situations where the community midwives don't promote a unit because it increases their workload.*

BMFG2

Poor relationships between AMU and OU midwives were also described:

*... really sad I think, because obviously you acknowledge the [OU] midwives and the high-risk care they give, but equally you have to acknowledge the low-risk care that low-risk midwives are giving, they're all important but there is a sort of 'them and us'.*

BMFG1

Overall, it was apparent that Borodale lacked a consistent strategy for MU development. There were a number of points of fragmentation in the organisational structure with contradictory and conflicting views about MUs' value and how they should be operationalised. This was contributing to poor interunit relationships and underutilisation of the FMU in particular.

### Cliffdale narrative summary

Cliffdale was one of the sites with no MU (Figure 13).

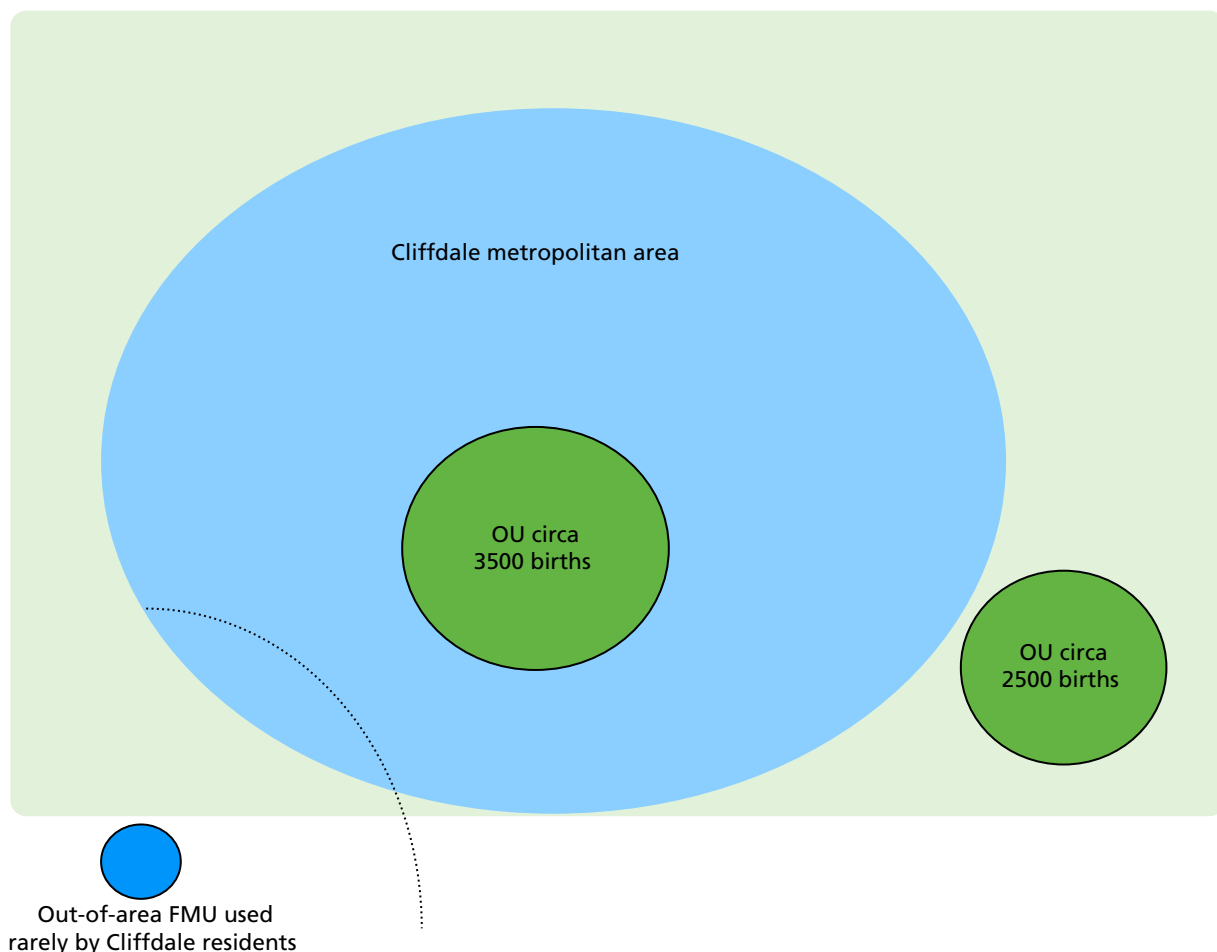


FIGURE 13 Site 3: Cliffdale.

Cliffdale had two OUs, the larger of which was a tertiary-level centre based in a city with approximately 3500 births per year. The other OU was a secondary-level centre in a town, with approximately 2500 births per year. There was a rurally located FMU in a nearby trust, which was accessed by a small number of women from the trust.

The site had been trying to get an AMU on the larger OU hospital site for many years and had sign-up from a wide range of stakeholders. However, for a range of reasons (elaborated on below), this had never come to fruition.

Cliffdale also had one of the highest home birth rates in England, at 5% (national average 2%).

### Resources and priorities

Financial constraints were cited as playing a major part in the delays in developing MUs, with the trust currently in 'financial special measures'. In this context, plans that did not involve generating income were low priority. Attracting women across borders from other trusts was unlikely to work because neighbouring trusts were already well served with MUs.

One difficulty was quantifying the financial benefit of MUs according to a midwifery manager:

*Reducing the caesarean section rate for example, yes that's great, but actually it doesn't really make that much difference because we're paid for maternity with a tariff, so in terms of actually getting more money for doing less caesarean sections it just doesn't happen. So from a financial perspective it's a difficult business case to write.*

Clnt6

(It should be noted that the tariff system has been updated recently to eliminate this perverse incentive.)

The maternity management team had successfully put the case to the trust board on the basis of 'patient satisfaction' and instituting a midwife-led pathway of care, with the focus on women and responding to national guidelines, rather than money. The proposal was accepted by the trust on that basis, but then floundered later and was never implemented. Cliffdale was very proud of its high home birth rate and this was mentioned many times in staff interviews:

*We've also got a really, really good home birth service with a high birth rate, so we try and encourage, try and give women that choice, and facilitate that choice.*

Clnt6

One manager expressed uncertainty about how opening a MU would affect this:

*So I've often thought, if we did have the midwifery-led unit would our home birth rate go down and then once that goes down it gets less easy to support and promote.*

Clnt8

The women's focus groups also suggested there might be a trade-off between home and MUs:

*I think we've got the highest number of kind of home births in the country. I think a lot of those women, if they had a choice, might consider going to MUs.*

CWFG1

### Leadership

An additional barrier to the development of MUs had been the high turnover of both trust and maternity service leadership. The trust had had six CEOs in the last 10 years. This had contributed to the proposal for a MU being revised at least three times.

Leadership changes in midwifery also during this period had also brought 'rethinks' of proposals, slowing momentum, and resulted in the postponement of MU development. The current midwife manager, who was about to leave to work in another trust, was keen on developing an AMU on the site of the smaller OU. She had been influential in the previously approved AMU not proceeding:

*The problem with the current hospital at [OU 2] is that, you know, it's an old build, creaking at the seams, you know, so there was never the ideal place to create the right sort of environment. That fell through because a new midwifery manager turned up at the last minute and said, actually this space isn't big enough.*

Clnt8

The midwifery manager had been very active in shaping the development of a proposal for an AMU on the site of the smaller OU:

*I have been part of the initial discussions and been asked, 'could we just make this room the MLU'? And I've said, 'No, we cannot put a sticking plaster over it. If we want to do this we've got to do it properly'. It's got to be co-located, so I think we all agree that that's what we want . . . we want the midwifery and obstetric team to embrace it for it to work.*

Clnt2

However, as the CEO left during the development of the proposal and, as reported in interviews, the trust experienced financial difficulties, the MU proposal was shelved. One of the midwifery managers was also opposed to developing a FMU outside the city, which had been suggested by some service users. She was strongly committed to an AMU as the best form of MU. Her rationale for this included the likelihood that an AMU would be more popular with service users, the fact that FMUs were situated in nearby trusts and that it might 'improve obstetric and midwifery relationships' as a result of medical students and junior doctors observing normal births.

Women in the focus group felt that the neighbouring FMU was inaccessible, which was compounded by the fact that transfers from the FMU go to an OU even further away. It was not seen as a reasonable option for most women in the trust:

*. . . the FMU outside of trust is a long way away and you end up at another trust if something happens. So it isn't really viable for many women, and then the only other option is home birth which obviously won't suit everyone.*

CWFG2

This site demonstrated how perceptions about finances in the wider trust, tariffs and cross-boundary complexity can impinge on MU plans. When combined with frequent turnover of senior management posts, these factors can frustrate the realisation of a cohesive, longstanding plan for establishing MUs.

### **Dewsdale narrative summary**

Dewsdale was one of the high-performing sites and consisted of two OUs, each with an attached AMU, and one FMU (Figure 14).

Both hospitals were in the same city. One OU was tertiary level with > 4500 births per year and its AMU had > 1500 births per year. The smaller OU was secondary level with > 3500 births per year and its AMU had > 700 births per year. The FMU was located in a smaller town, in a rural area, at some distance from the city. It had < 200 births per year and at the time of the study the trust was considering closing it as part of a major reconfiguration of maternity facilities. Other elements of the reconfiguration included the proposed closure or conversion of the smaller OU/AMU to a FMU, and the rebuild and expansion of the larger OU/AMU (with the AMU in a separate building on the site, rather than its current location beside the OU). At the time of data collection, the trust was consulting the public regarding reconfiguration proposals.

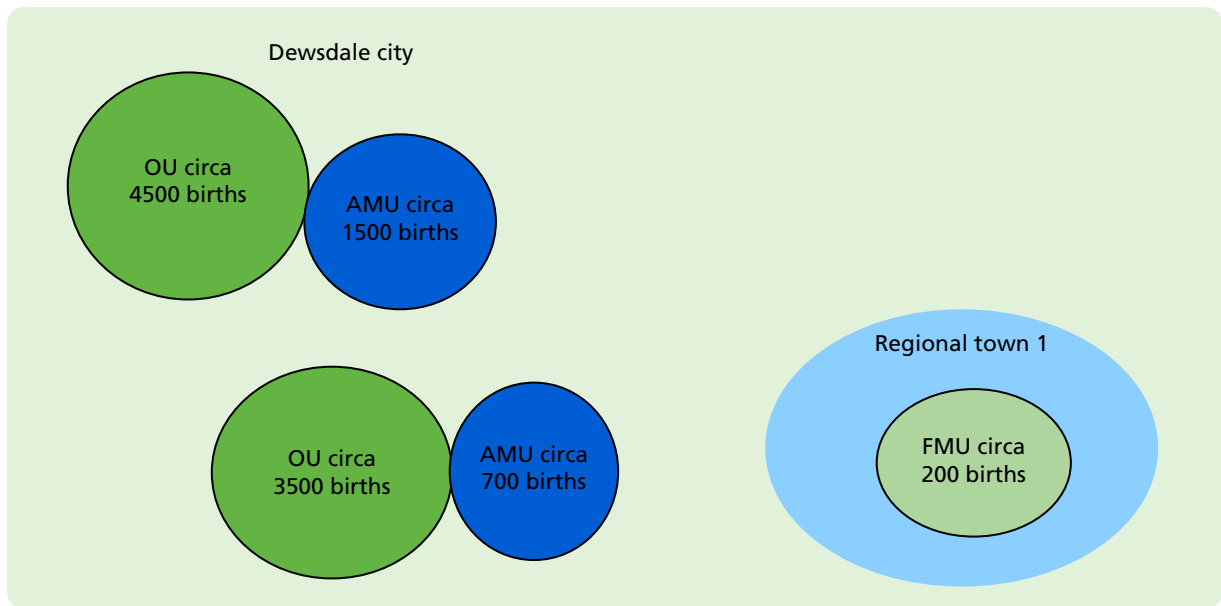


FIGURE 14 Site 4: Dewsdale.

The trust had a long history of both an AMU and a FMU, despite several proposals for closure of the latter over the years. Both AMUs and the FMU had core staff, with one clinical lead for the two AMUs and one in the FMU. The staffing model was 'traditional'. The AMUs were staffed by hospital midwives and the FMU by a combination of core staff and local community midwives.

### Culture and beliefs about the intervention

Although this site had the longest history of MUs of all the sites, staff working in the MUs generally felt unsupported, particularly at the FMU, which was under threat of closure during the data collection period. The FMU midwives reported poor levels of consultation by the host unit's midwifery managers regarding policy changes related to the FMU and said that the trust obstructed their FMU promotional activities:

*Well they [trust management] always pay me lip service . . . the staff said when they met with the managers, 'but you don't promote us'. And they said, 'well we do' but we've been fighting for a year to get a video on the trust website, of a tour of our birth centre – there's promotion and there's promotion!*

DMFG3

They reported experiencing hostility when transferring women to the linked OU and believed that neighbouring area community midwives were advising women against booking at the FMU because of the likelihood of transfer. They summed up their feelings by commenting:

*You do feel like the poor relation. And it seems so bizarre, because the women love it, but they [management] don't seem to care what the women want. They just seem to care what works for them.*

DMFG3

Not surprisingly, a fairly strong oppositional culture between midwives in the different work contexts (MUs and OUs) was expressed in each of the three MFGs:

*It's a very 'them and us' sort of culture. And it's not fair, it's not nice, because we're all in the same profession.*

MFG. 4.1

The two city-based women's focus groups, which were mainly composed of women of Asian ethnicity, both stated that there was a lack of information about the AMUs:

*To be fair, I didn't even know there were other choices. And I thought the one in [FMU], for some reason, was privatised. So I thought it was something that you'd go to and pay for if you wanted it.*

DWFG1

They believed that the trust had a responsibility to inform women about MUs.

In contrast, a senior midwifery manager reported that community midwives do inform women about the range of birthplace options and also:

*Do an assessment at 36 weeks . . . and review the notes again, we've got a chance to offer home birth and renew the AMU information as well.*

DInt2

However, she did not mention whether or not this included the FMU option.

The MFGs revealed that the trust had recently updated the maternity care notes to include the choice of AMUs but not the FMU, which had to be selected under the category of 'other' and requested specifically.

### Organisation and staffing

The larger and longer-established AMU functioned more effectively than the smaller AMU. There have been ongoing problems, according to the MFGs, in establishing the AMU's autonomy at the smaller AMU, which is located more centrally in the OU. The dividing doors were rarely closed, and the obstetric staff enter it and monitor activity:

*The other birth centre, just feels like an alcove of the main delivery suite, and it doesn't have much of a sitting area. The rooms are lovely, but it just doesn't feel as separate when you walk in.*

DMFG2

It had only recently established core staff and still did not have its own clinical lead. Staff from the smaller AMU are also moved to the OU more frequently than those based in the larger AMU, disrupting the functioning of the unit and the sense of identity of the midwives with the AMU:

*. . . they'll ring from delivery suite and say we need a midwife. And because I'm rotational, it's me that has to go. And then you're like, all huffy about it, and I don't even know why because I work on delivery suite a lot, so I know delivery suite. But it's that mentality. I'm on the birth centre so I can get pulled off there . . .*

DMFG1

The midwives also reported that the AMUs were used as overflow rooms for the OU, with high-risk women receiving care there:

*The other day we came in, and we might as well have been an OU. We'd got 23 weekers, and 30. There wasn't one lady in there who was low risk.*

DMFG2

### Leadership

Dewsdale, although categorised as a high-performing MU site in terms of percentage of women birthing in a MU, was hindered by poor support and communication mechanisms between the MUs and the rest of maternity services. In contrast to the other high-performing sites, no mention was made of there being strong or effective midwifery leadership. Staff in the MUs felt marginalised and ignored, especially in

the FMU. There was also dissonance between management perceptions of MU choice and women's experience of it.

The relatively recent opening of a second AMU sits uneasily alongside a provisional plan at the trust to close the OU where it is based, possibly replacing it with a FMU, and situating a very large AMU at the other OU with combined births at that hospital of > 10,000. This plan also includes the closure of the existing rural FMU. The new AMU may have a capacity of > 2000 births per year, making it the largest AMU in England.

### **Eisedale narrative summary**

Eisedale was one of the 'low-performing' sites and consisted of one OU and one AMU (and a case-loading home-birth team, with a home birth rate above the national average), located in a large city (Figure 15).

This site had an OU with > 3000 births per year and an AMU with  $\approx$ 350 births per year. The AMU had core staff.

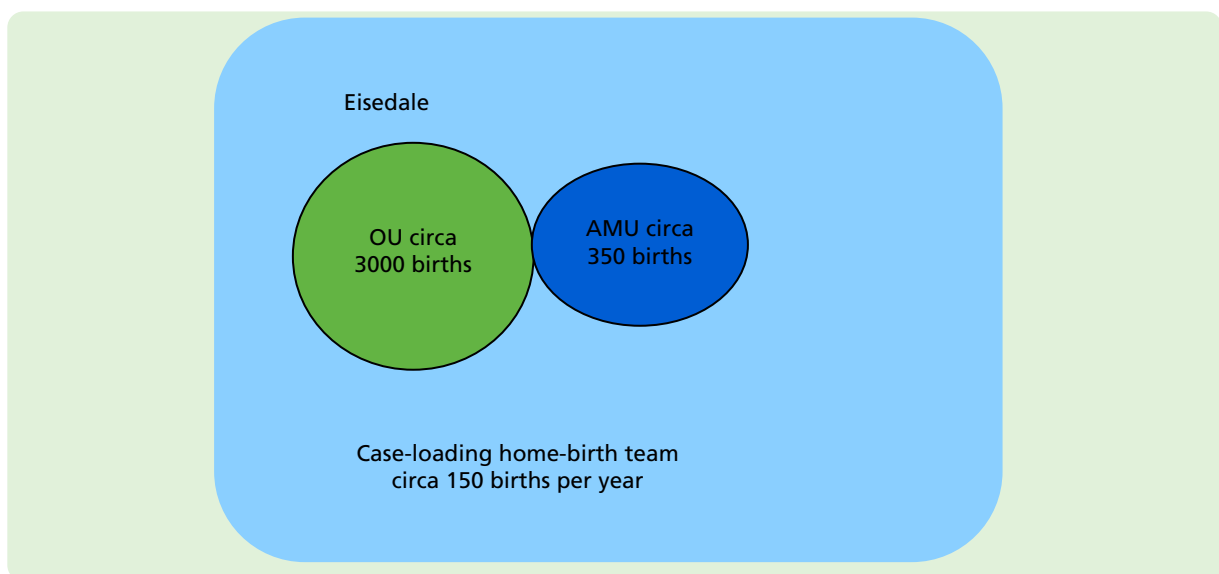
According to several respondents, the trust had a relatively longstanding history of a poor reputation, including related to its maternity services. The trust had made several changes to address this, but some problems remained and some GPs still recommend women go elsewhere to give birth. The trust used to have about 15% of women giving birth in its AMU and the reduction to just under 10% was reported to have resulted from a leadership change. A new senior midwifery leadership had recently been appointed and had begun work to improve the performance of the AMU. The AMU had a reputation for closing frequently, with staff transferred to work on the OU.

### **Culture and beliefs about the intervention**

There was an overarching shared vision at strategy level from both the trust and maternity managers for improving the utilisation of the MU:

*The vision is to increase the numbers, so we have the quality boards, and we have the numbers, and we are aiming to increase the deliveries in the midwifery-led unit, and home deliveries . . . we are continuously striving to increase it.*

*EInt4*



**FIGURE 15** Site 5: Eisedale.



Actually, a home birth service was well established and thriving, with its own case load team. It had a very good reputation beyond the boundaries of the trust, as described by a woman in a focus group:

*And the trust home birth service has got a really good reputation, so I'd heard on social media how good the service was. And you get to have a midwife that comes to your house, so you see the same midwife. And she was the one that actually delivered.*

EWFG1

The home birth service was the only example in the case study sites of a functioning case load model. It had also established a popular and well-used Facebook page.

Managers did not perceive that there would be any trade-off between the MU and home birth, unlike Cliffdale:

*. . . for a lot of women it's [AMU] that halfway house, you know, home birth feels a little bit too out there, but they don't want to be on an obstetric-led ward.*

EInt5

Although the staff believed that there was a commitment to developing MU services, women in the focus groups experienced a different agenda. There was still an impression of dominance by medical staff:

*However, there is still this perceived hierarchy of doctors. Doctors know best, got to do as they say, and sometimes the language that's used and the way things are presented, women feel . . . what I hear at reunions and when I speak to the women who have babies there, they feel that there wasn't much choice. We had to do what the doctor said, or, we had to have this intervention because . . .*

EInt3

## Organisation and staffing

The workload on the OU took priority over the MU, resulting in MU midwives frequently being transferred there. From time to time, this meant that the AMU had to be closed:

*When delivery is busy the first port of call is let's grab a birth centre midwife. So of course you're already then depleting your two midwives leaving potentially one on, or zero if they're that busy, and so that service is then shut, it's closed, you know, you can't then offer that for the women.*

EMFG2

The closure of the AMU filtered back to women, who became wary of booking there. They interpreted this to mean that the AMU was an optional extra to the main service provision on the OU:

*Basically if you had a baby there you were lucky . . . it got round to women and every now and then I still meet a woman that says oh, but is it open?*

EWFG1

*When I did visit the trust hospital, they [the midwives] said that the midwife-led unit can shut if the labour ward is busy, they have to pull the midwives out of there. So the labour ward will always take precedent over it.*

EWFG2

## Resources and priorities

The trust undertook a number of promotional activities for the AMU, including the 36-week antenatal appointment in the AMU to encourage women to choose the AMU for birth. However, midwives commented

that 36 weeks seemed a little late for planning place of birth, because many women will have made a decision before then:

*... it's difficult because that choice isn't made until 36 weeks and I understand why, let's wait until 36-week appointment and then assess the suitability for birth centre. But I think by then women have already sort of got their head around where they're going to have their baby. It's too late.*

EMFG2

Some midwives described having very little time to discuss birthplace options with women. They believed that low-risk women should be encouraged to express their preference in a care plan:

*I just think we don't give women enough time and education to make proper informed choices . . . they get told where to go and what to do, and that's it. But it's never mentioned to them along the way, if you would like to have a more low-risk environment.*

EMFG1

*The trust also had monthly 'early pregnancy evening' promotional events in the maternity unit which included tours of the AMU.*

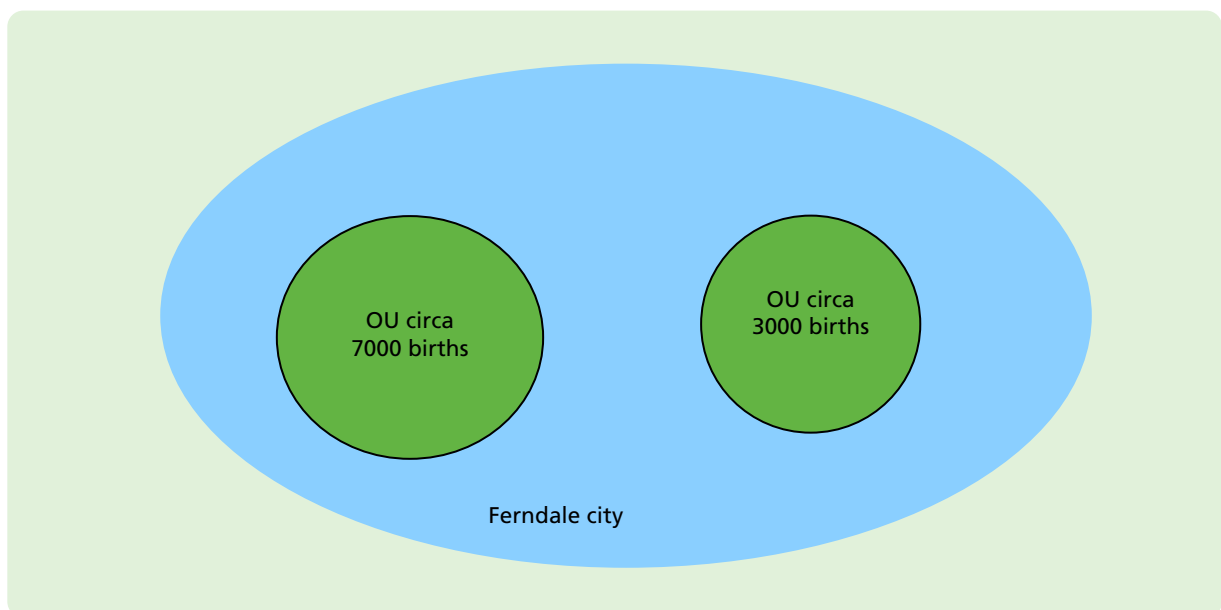
EMFG1

Eisedale was struggling to overturn a poor reputation within the wider trust, but had a vision for MUs alongside its existing and popular case-loading home-birth team. However, an obstetric focus undermined its ability to operationalise MU care because the OU demands always took precedence over those of the AMU. It also operated an opt-in policy for accessing the AMU. Together, these factors resulted in the frequent transfer of AMU midwives and closures of the service.

### **Ferndale narrative summary**

This was the second trust without any MU and consisted of two large OUs in a major city (Figure 16).

Both OUs were described as being very busy, with > 10,000 births between them per year. Surrounding trusts had MUs that women can access, but it seemed that these other locations were not promoted by midwives. There appeared to be very little drive to have a MU, with the vast majority of midwives having



**FIGURE 16** Site 6: Ferndale.

only ever worked in an OU environment since qualifying. Many believed that they were already providing good low-risk care in their OUs, reporting that the OUs had low caesarean rates.

A strategy document had been put forward, suggesting the development of a FMU as part of a wider reconfiguration of services. The plan suggested merging all children's and women's services onto one site and then having a FMU at the other site. This was in the very early stages of discussion, but there appeared to be very few supporters for any kind of MU, apart from one of the senior midwifery team.

### Culture and beliefs about the intervention

Within Ferndale, the culture and beliefs were particularly focused on reducing risk. It was also evident that the culture was loaded towards a preference for obstetric-led care. One corollary of this was a pervasive paternalism according to many respondents:

*It's very, very medicalised. But I think a lot of it is obviously within the hearts and minds of the midwives . . . what I know from other things that I've been involved in is that as midwives we don't realise we use a lot of closed questioning of women. So we talk about choice, but we don't actually mean choice, we mean choice for ourselves and what's, you know . . . what choice suits us.*

Flnt6

Normal labour and birth was perceived to be the exception and was therefore commented on when it occurred:

*I was walking out of the delivery suite and an obstetrician was walking next to me and there was a mum and new baby just leaving to go to a postnatal ward. And he said, 'oh isn't it lovely to see a nice normal birth'? And it was like, oh goodness me, you know, we don't need to be hearing and saying those sorts of thing . . . said in complete innocence, but actually when you think about what they were saying in a way it's like what we aren't able to offer women.*

Flnt4

Some staff took the view that there was no need for a MU because low-risk care was already provided on the OUs:

*But what's quite interesting is that the current obstetric service can accommodate low-risk deliveries. So I mean if you look at both sides of the city there's about 30% of all the women come through never see a doctor, so they could deliver anywhere really, the place of delivery is actually a lot less critical.*

Int3

However, others felt that the strong team ethos between obstetricians and midwives was on the obstetrician's terms:

*I'm really impressed by how supportive the obstetricians are of the midwives; they are incredibly supportive, you know. It's really fantastic team working. But I just feel it's all meeting the obstetric point of view and we are midwives.*

Flnt7

Newly qualified midwives who trained locally were able to handle complications with confidence because that was what they were regularly exposed to, but they felt deskilled about normal birth:

*I think, that because everyone has worked in such a high-risk environment, you become deskilled to an extent, and feel a bit apprehensive about trusting that women can have babies who are low risk.*

FMFG1

## Leadership

Once again, leadership came up as key reason why MUs had not been developed:

*I think it's lack of leadership and influence that's probably blocking change because you need that leadership and vision. And as I keep telling people, the modern NHS doesn't appoint leaders it appoints managers . . .*

Flnt2

*. . . if we had that leadership and we had that real definite, yeah we're going to do this, we're going to . . . you know, walls could be knocked down and things could be done.*

FMFG1

One of the new senior midwifery managers wanted to develop MUs, but felt that midwives would resist it because they would not have the confidence to work in them. She did not believe it would be possible to open an AMU owing to the obstetric dominance there, and favoured recruiting an entirely new team of midwives with a commitment to FMUs:

*. . . the midwives would find it very difficult to sort of just be left alone because they quite like the way that they work at the moment. And I think that we need different talent group of midwives going into a standalone with a different philosophy of care.*

Flnt3

## Resources and priorities

Some staff believed that maternity services reconfiguration depended, first of all, on how neonatal services would be rationalised. Until final decisions were made about this, no decision could be made about obstetric services and staff lamented the loss of maternity independence over recent years:

*And if you look back in history it was obstetricians that developed neonatal services but now paediatricians have taken over neonatal services so they control them and we have to follow them.*

Flnt8

There were also concerns about the cost of furnishing a new FMU, as the trust had significant financial challenges:

*I think the resistance comes from, how can we financially afford this? The trust is hugely in debt.*

Flnt7

Ferndale demonstrated how an embedded culture can frustrate change profoundly, using a range of strategies, including believing that the desired outcome (midwife-led care) is already being achieved, or by rationalising why the change will not work in this unique setting, or by projecting the rationale for no change onto another cause.

## Summary

A primary theme to emerge from the within-case analysis was the importance of leadership for the development of MUs. Leaders need a strategic plan and to be able to achieve sign-up from as many stakeholders as possible. Strategic plans benefit from continuity of management personnel or at least a consistency with existing plans when new managers come into post.

Beliefs in the value of MUs cannot be assumed, even when a strong evidence base exists and national guidelines support their introduction. Strong but different preferences on the relative merits of FMUs and AMUs, and how each should be operationalised, were evident within and between different stakeholders.

The challenge for services is how to reconcile these, without compromising the availability and effectiveness of both types of units.

The culture of settings can facilitate or create barriers to the success of MUs. Organisational processes that optimise MU utilisation need embedding. These include the ongoing promotion of MUs, streamlining care pathways for access to them, staffing models that facilitate ownership and the respectful mutually supportive intersection with OUs.

## Women's focus groups

Women in the six case study sites were invited to participate in a focus group to discuss MUs. Eligible women had given birth in the trust in the last 12 months, were well women (midwife-led pathway) and aged 18–40 years. Thirteen focus groups and three interviews were undertaken, with a total of 76 women (7% white European, 30% Asian and 63% white British).

As stated in *Chapter 2*, these data were thematically analysed outside the CFIR. The main issues that women spoke about are summarised here, with illustrative quotations used, under the three themes:

1. information and knowledge about MUs
2. influences on birthplace decision-making
3. administrative and logistical issues.

### Information and knowledge about midwifery-led units

There was a wide variation in the information women had, or were given, about MUs, within and between trusts. Twice as many women mentioned not receiving information as those who received information. There appeared to be differences between ethnicities, with those who were not white British less well informed by midwives (see *Individual characteristics*). This was especially apparent in one of the focus groups that comprised mainly Asian women. They knew less about the option of a MU than women in other focus groups. Participants from five of the six case study trusts mentioned not being given information about the local MUs (including the two that had > 20% of women giving birth in a MU):

*Well it's just that nobody gave us the information about it [MUs]. That's the main thing. I didn't know nothing about it. I didn't even know it even existed.*

DWFG1

The four case study trusts that had MUs also had women mention receiving information on MUs, mostly from midwives:

*I was given like an information pack on each one. And my midwife encouraged me to try and book an appointment, or to turn up to see which one I wanted to go to, which one I felt more comfortable with. And she ran through the different options with me as well.*

EWFG2

Many participants spoke of seeking information from the internet [using Google (Google Inc., Mountain View, CA, USA), Which? or NHS], either to augment or in lieu of information from midwives:

*I highly relied on the internet [for information]. I wasn't aware of things like [MUs], at the midwife appointment we went in, they did the checks on me, we went out. There was no sort of consultation, or discussion, or otherwise with me.*

BWFG2

Women's knowledge of MUs varied widely also, with four times as many mentioning not knowing about MUs at all, or just some of the details of the kind of care provided or available in them. This was not confined to the two case study trusts with no MUs, but included those with MUs, where all, some or none of the trust's MUs were known about:

*... because I didn't know about [FMU] anyway.*

AWFG1

Women were asked what sort of information they would find helpful for their own decision, and also if they had a friend having a baby, what would they recommend that they access to inform their decision. They had numerous suggestions for things that would help, including the better use of trust websites, the addition of a social media platform to enable more active engagement and provision of information in (trust-provided) antenatal classes, which may or may not be in the MU.

The option most wanted by women was visiting the MU, as part of antenatal care or classes, or a formal or informal tour, with a virtual tour raised as a much less desirable substitute. Apart from seeing the unit, the possibility of meeting the midwives who work there was valued:

*I actually went to the actual live [tour], like they show you around [AMU], just so that we kind of knew where everything was, so that we'd know where to go ... it was good to look around first, and it actually gave me a lot of peace of mind because the lady showing us around was really nice, and everything looked really good.*

AWFG2

*I did the online tour for [nearby trust], and I went in person for [trust]. And I think, speaking for me, having done both, I think going in person was probably much more powerful.*

EWFG2

The next most frequently requested option was for written information, which could be given to women for them to take away and consider the options before having to make their birthplace decision. Some women acknowledged the possibility of getting too much, with others adding the qualification of wanting the written information to be used to help inform a later discussion with a midwife. Women suggested that the leaflet include a range of information, such as the MU facilities and scope of care, transfer rates, pools and pictures of the rooms:

*I think it's important for them to talk through the options with you, but I also think it's good to have it written down somewhere, that you can go away with.*

DWFG3

*I think it's just more facts. People want facts, the likelihood of anything going wrong, although you can't know that, if you were told it's this likelihood of going in an ambulance.*

BWFG1

## **Influences on birthplace decision-making**

### **Environment of midwifery-led unit**

The environment is a very important aspect of women's decision to go to a MU.

The look and feel of the unit was the most significant feature for participants. This included it feeling homely, comfortable and private and facilitating a sense of relaxation or calm:

*I remember picturing me and my partner in that really nice room, and it made the whole prospect of giving birth, which is scary when it's your first, a lot easier to deal with.*

EWFG2

*... it's like being home but with midwives, so they've got like, lovely flowery duvet covers or whatever, like it feels homely and cosy and that was really appealing.*

CWFG2

Birth pools were the most frequently wanted facility, with lighting, kitchenette, music playing and balls less frequently mentioned.

### Familiarity with the midwifery-led unit

When women were familiar with the MU – its environment, staff, location and accessibility – it assisted them to plan to give birth there.

When a MU (particularly a FMU) offered more than a birthplace (e.g. antenatal classes, postnatal checks or breastfeeding support), it was valued by women and often contributed to them planning to use the facility:

*... so for us it was kind of 'oh yeah, we've already been a few times' [for antenatal care], you know where you're going, it's easier to drive there [FMU], because you're already there, you know about the parking ... you know your facilities and stuff like that, so you're a bit more familiar with it. So it's not as scary.*

Alnt1

*After going to our antenatal classes at [FMU] I actually changed my mind and decided that I loved it there and wanted to go there.*

Alnt1

### Continuity of midwifery care

Women expressed their desire for continuity of care, experience or lack of continuity. They indicated that continuity of midwifery care is important to, and wanted by, women. It was only experienced by women planning home birth in one site, or informally due to integrated FMU/community care in two sites, where women may see a midwife they know from antenatal care if she is rostered in FMU when they labour. Women in a site without a MU thought that continuity would be part of the package. If MUs offered continuity of care they would attract more women:

*Because my midwife was my community midwife who also worked at [FMU], so for me I wanted that.*

BWFG1

*... And if I could have been at least partially guaranteed that I could have had the same midwife at [FMU] that I was seeing, and I would see the same person through the pregnancy, that would really encourage me to go to the MU rather than the [OUI/AMU] hospital, because I would have felt like I had that advocate.*

AWFG2

### Influential people in birthplace decision-making

Women mentioned midwives as positively influential in their MU birthplace decision-making, more often than others, most often as a result of their practice and/or their promotion of the MU. Some women experienced midwives as not providing any information, making assumptions or not promoting MUs:

*I think because the staff have been there [FMU] so long, they're so positive about what they have. And the minute you speak to them about it then it just reassures you. But their experience and their passion for the place just sort of encourages you to stay there really.*

DWFG3

*I think the problem with it is, they make you aware that it's there, but they tell you about the negatives, not the positives of it ...*

BWFG2



Other influences on the women (not always for a MU birth) were antenatal classes, family and community, and then, much less frequently, friends, their partner and a doctor:

*I had already made up my mind, but then NCT [National Childbirth Trust antenatal class] definitely, like yeah I've made the right decision, I definitely need to go to the [MU], it's the best, it's amazing, and all of that.*

AWFG2

*And there was just a lot of fear amongst everyone [in antenatal class] about how to cope with giving birth. And I think that sort of reinforced my feeling that I would need a medicalised birth.*

CWFG1

*And then my mum and stepdad are paramedics, and so they convinced me, I suppose, in a way, to pick [OU/AMU]. So, because they know, they blue light people over there.*

AWFG2

### Role of facilities and services in decision

Many women planned to give birth in an OU, or in an AMU adjacent to one, because there are specialist facilities and services available there:

*Just the idea of being in a hospital room and the doctor just being outside the door. Even though they could be busy, and there might be delays that way, I think just the safety of knowing that they're there.*

FWFG2

The belief that birth is inherently risky and unpredictable was widespread for women who planned an OU or AMU birth, where they believed that they and their baby would be 'safe':

*... [regarding AMU] they've got a delivery suite [OU] underneath, because to me that would take away everything for me. If the risk was my only panic, that's me, it's mitigated, it's gone.*

BWFG1

A much smaller proportion of women had confidence in the birth process and the safety of a FMU. Some women mentioned their desire to avoid the risk of (unnecessary) intervention in the OU as part of their decision to plan to give birth in a MU:

*I thought it's very, very unlikely that something's going to happen where literally I need medical intervention like this within the next 10 minutes, so to speak. And so because of that I thought I'm prepared to take that risk that if I need to be transferred, that transfer will be safe.*

BWFG1

### Location of midwifery-led unit

The location of a birthplace was an important factor in many women's decision-making. For some, it was related to how close it was to their home, for access in labour. For others, the unit's location relative to the referral OU, for access on transfer, took priority. The close location of AMUs to an OU was frequently mentioned as optimal:

*... so even that, even if it's a 5-minute drive, to me, [OU/AMU] like less than 5 minutes. But it just felt like hours just getting there, because you're in so much pain. So to me, [FMU town] just like way far.*

DWFG2

*So you're half an hour down the motorway then, haven't you, and if you have a poorly baby you don't – you want to be 30 seconds in next door, not 30 minutes down the motorway.*

AWFG1



In contrast, the distant location of FMUs from the OU was an issue for some women, although not mentioned as frequently as the distance the FMU was from their home for access during labour (particularly when the FMU is rurally located and the women live in a city with an OU ± AMU):

*I wanted to go to [FMU] because it was literally 2 minutes from my house. And I really didn't . . . because trying to get to [OU/AMU] from my house, if you got stuck in traffic, it would just be . . . and I had my second one on the toilet at home.*

BWFG1

*Because my anxiety is that if anything goes wrong it's a long way to hospital, which if you're at [FMU], for me, that's how I felt about it.*

DWFG3

Cross-trust boundary issues were a factor for some women, with some being discouraged from booking to give birth in another trust and others denied the option:

*I got told 'no' to [nearby trust town].*

BWFG2

*I think it depends on your postcode actually, so possibly someone that lived more in central [trust area] might not be able to go to [nearby trust].*

EWFG1

## Administrative and logistical issues

### Booking process and timing

Women expressed uncertainty about the booking process, such as whether or not it is necessary, how it is done, if it is possible to change your mind and if it is for births or scans (where notes are to be held).

Most sites complete the booking early in pregnancy, at the booking visit, with those appearing to have less discussion and flexibility. Others have some flexibility, although women reported experience of different processes within the same trust.

Some of those sites that formalise the booking later postpone the decision for MU birth until 'low-risk' status is confirmed in the third trimester. Some of these are well women who cannot plan a MU birth 'just in case' they develop a risk factor that will make them ineligible, whereas others are women who have a risk factor, such as a low-lying placenta, which requires review in the third trimester to see if it has resolved:

*I wasn't aware that you had to decide before you went in for your booking appointment, so I was asked on the spot and I didn't know. But the midwife said that you have to choose now because they have to book the hospital in advance.*

BWFG2

*Yeah, because maybe sometimes you feel like well I've made my decision now, so that's what I need to do. As opposed to knowing that it is actually changeable.*

DWFG2

### Eligibility criteria

Some women had poor knowledge of eligibility criteria, whereas others challenged them or were frustrated by them and others accepted them. There was a sense that the criteria were very risk averse and overly restrictive. Women also found variation in the way they were interpreted or implemented. The ability to

have a review with a senior midwife or obstetrician was valued by some, but felt unnecessarily bureaucratic by others. There was a sense that a 'fight' was necessary to get a reasonable compromise:

*At first they said with her she was going to be too big. Then they scanned me and said she was too small. So yeah, it was literally on border whether I could go or not.*

BWFG1

*[Regarding FMU] it's so low risk though, if you've got any slight thing and it's just took off you.*

BWFG1

## Capacity

Midwifery-led unit capacity is an issue for women, either the whole unit being full or closed, or an unstaffed FMU not able to be opened for a birth owing to no staff being available. Women had also experienced OUs being full. They found it problematic to plan to give birth somewhere when there was uncertainty about its availability when they were in labour and tried to book somewhere where this was least likely to happen, which sometimes meant changing the location or type of maternity unit they booked. Some women commented on the stress that those working in the NHS are under, with particular focus on midwives, who were seen as having high work pressures, limited time and providing reduced or minimal care:

*What is scary is the number of rooms, you think if you get there and it's full . . . and you've planned that for 9 months in your head . . . Like the day we went in there [AMU] for the tour, all the rooms were full . . . because they'd have to overflow into the labour one, I think god, that would have been really upsetting.*

EWFG2

*So I was thinking of going to, to the [nearby trust], purely because there's a Which? Birth Choices thing [website], which said that the [AMU] had been closed so and so many times in the previous year due to understaffing. And I thought I'm not going to risk getting there on the day and ending up in labour ward [OU].*

EWFG1

*And I don't think that's the fault of the midwives concerned at all, I just think there aren't enough of them. But that's the thing, there aren't enough of them.*

DWFG3

## Summary

There were some similarities and some differences in the experiences and views of participants, both within and between trusts. The theme of 'information and knowledge about MUs' had the greatest range of responses, with women in some trusts receiving quite different information about the MUs available either within their trust or in neighbouring trusts, in trusts without a MU. The second theme with divergent responses was 'administrative and logistical issues', with women both within and between trusts experiencing these processes differently. The theme with the most consistency in responses was 'influences on birthplace decision-making', which women reported more consistently within and across sites, although they were still dependent on the information shared and processes undertaken by midwives providing antenatal care and information.

## Cross-case analysis

These findings are reported using the CFIR with its constituent five domains.

Although we had anticipated a clear difference in the experiences of midwifery-led services in the high- and low-performing sites, overall, our findings suggest that across all sites the delivery of midwifery-led services was considered challenging and was perceived as a struggle. The cross-case analysis is structured around the most salient constructs within each of the domains of the CFIR. Although the data gathered covered many of the CFIR constructs, here we focus on issues that were seen as most strongly having an impact on the uptake and development of midwifery-led services from each of the CFIR domains. Namely, this covers factors from the 'outer context' of public policy and the broader health system; distinguishing features of midwifery-led services themselves as an 'intervention' for health service improvement; the 'characteristics of the individuals' from stakeholder groups involved in leading and running maternity services; factors within the 'inner context' of the midwifery service systems; and features of the 'process of change'. Each of the CFIR domains contributes to a holistic overview of change within complex organisations. These are described with their relevant attendant constructs where they linked to the cross-cutting themes.

The CFIR constructs are mapped to the cross-cutting themes in *Table 22*. See *Chapter 2, Theoretical/conceptual framework* for more detail on the constituents in this table.

In the following section, we have chosen to describe and evidence only the most pertinent construct under each domain.

We commence with the 'outer context' construct because it provides the backdrop and rationale for the development of MUs.

**TABLE 22** Key cross-cutting themes mapped on to CFIR

CFIR domains and linked constructs	Cross-cutting themes					
	Culture and beliefs about the intervention	Resources and priorities	Organisation	Staffing	Leadership	Change
<b>I. Intervention characteristics</b>						
A Intervention source						
B Evidence strength and quality	■					■
C Relative advantage	■					
D Adaptability			■			■
E Trialability						
F Complexity			■			
G Design quality and packaging						
H Cost	■				■	
<b>II. Outer setting</b>						
A Patient needs and resources		■				
B Cosmopolitanism					■	
C Peer pressure	■					
D External policy and incentives		■	■			
<b>III. Inner setting</b>						
A Structural characteristics			■	■		
B Networks and communications	■		■	■	■	
C Culture	■			■		■

continued

**TABLE 22** Key cross-cutting themes mapped on to CFIR (continued)

CFIR domains and linked constructs	Cross-cutting themes					
	Culture and beliefs about the intervention	Resources and priorities	Organisation	Staffing	Leadership	Change
D Implementation climate	[Shaded]					
1 Tension for change	[Shaded]					
2 Compatibility	[Shaded]					
3 Relative priority	[Shaded]					
4 Organisational incentives and rewards	[Shaded]					
5 Goals and feedback	[Shaded]					
6 Learning climate	[Shaded]					
E Readiness for implementation	[Shaded]					
1 Leadership engagement	[Shaded]					
2 Available resources	[Shaded]					
3 Access to knowledge and information	[Shaded]					
<b>IV. Characteristics of individuals</b>						
A Knowledge and beliefs about the intervention	[Shaded]					
B Self-efficacy	[Shaded]					
C Individual stage of change	[Shaded]					
D Individual identification with organisation	[Shaded]					
E Other personal attributes	[Shaded]					
<b>V. Process</b>						
A Planning	[Shaded]					
B Engaging	[Shaded]					
1 Opinion leaders	[Shaded]					
2 Formally appointed internal implementation leaders	[Shaded]					
3 Champions	[Shaded]					
4 External change agents	[Shaded]					
C Executing	[Shaded]					
D Reflecting and evaluating	[Shaded]					

Shading indicates that data linked to the CFIR domains and constructs. Reproduced from Damschroder *et al.*<sup>74</sup> © 2009 Damschroder *et al.*, licensee Biomed Central Ltd. This is an open access article under the terms of the Creative Commons Attribution License (<http://creativecommons.org/licenses/by.2.0>), which permits unrestricted use, distribution, and reproduction in any medium, provided the original work is properly cited.

## Outer context

### External policy and incentives

The macro context of national maternity policy in England has a number of intersecting priorities that frustrate commissioner and provider strategic planning for MUs in local settings, and examples of this are given in this section.

Although the evidence base of MUs is quite well disseminated and national guidelines recommend them for every trust, a number of other macro factors impinge on developing them. These include the medicalisation of birth, contributing to greater obstetric surveillance that has overseen a shift to birthing on busy obstetric-led labour wards, the increased complexity of risks in the childbearing population, such that fewer women are eligible for MUs, and a risk-averse culture that militates against the use of MUs.

The provision of choice around place of birth has been policy in maternity services for > 20 years, but local services are not audited on how they operationalise this regarding MUs, and hence our data show considerable inconsistency.

Finally, financial constraints on the NHS were spoken about ubiquitously. As one respondent expressed it, 'we're in a period of austerity now' (AInt4).

The medicalisation of birth, so that the wider population views giving birth as safe only on a labour ward, was highlighted in a number of interviews and focus groups:

*I think also as we've been culturally accustomed to birth taking place in hospital since the 1970s, and to step outside of that model you've got to face your family and your peers and actually have a good reason why you want to birth outside that accepted model . . . you're battling a mindset. Hospital is perceived as safety, the 'just in case' option. They've lost the ability to believe in their own bodies haven't they, this sort of generation coming through don't actually think even that it's a natural thing for a woman's body to do, they just see it as a medicalised model of giving birth.*

BMFG2

Changing this perception was seen to require a major cultural shift:

*We need to change some of the culture I think. The low-risk women would automatically go there, so it would be seen as part of the norm. But that's a massive culture shift isn't it, probably which would take almost a generation, wouldn't it? So actually a generation of teenagers out there now who are going to have babies in the next 10 years, the message would be, actually if everything is low risk this is the place of birth, this is where you would go and have your baby.*

Clnt4

The changing perceptions of risk among health professionals was having an impact on access to MUs:

**Research respondent (AInt3):** *We've seen a bit of a reduction [in FMU births], because of the impact of Saving Babies' Lives [NHS England. Saving Babies' Lives. A Care Bundle for Reducing Stillbirth. London: NHS England; 2016].*

**Interviewer:** *Right, yeah. The policy framework . . .*

**Research respondent (AInt3):** *So we're seeing more women being scanned for growth, and being induced. More inductions because of the query that the growth's falling off, or static, or reduced movement. So we are losing births to that.*

Services therefore tended to attribute low provision, or take-up, of MUs to what they perceived to be increasing levels of obstetric risk:

*Because we have many ladies who are desperate to use the birth centre, but they just don't fit the criteria. We're a high-risk population in other words.*

DInt5

*I think it's difficult as well, because a lot of our ladies are high risk. We do get the low-risk ladies, but the majority are inductions, we induce a lot of people. It is generally a high-risk population we're dealing with.*

FMFG1

Two of these sites were high performing, indicating that, despite apparently having a higher-risk population, their MUs were still well used. This challenges the view that a changing risk profile in local women is a justification for not having a MU or a rationale for a reduced throughput in an existing MU.

A risk and litigation agenda was clearly evident in all sites but was predominantly constructed around the risks of birthing in MUs:

*There's also the potential clinical risks of people giving birth in those areas [AMUs]. And we had an unfortunate death about 3 years ago, someone who didn't want a vaginal examination and ended up fully dilated pushing for a considerable period of time and in the end the decision was made, we've just got to transfer, and unfortunately the baby died in transfer.*

BInt4

*There might be a degree of fear that if people started saying that, you can go in there [to the MU], you are constantly like . . . women have to be told the risks . . . because of the litigation now.*

FMFG1

*We've got ladies going through solicitors, it's going very, very high up within the trust to make sure that these MU women are safe, and make sure the midwives are covered and safe with these ladies. Because they [midwives] are scared.*

BMFG2

These litigation concerns expose a paradoxical element because the evidence shows that healthy women who plan birth in OUs are subjecting themselves to greater risk.

### Patient needs and resources

The second salient construct of the outer setting was that of patient needs and resources.

Respondents' awareness about resource scarcity within the NHS was widespread across the case study sites:

*You know, the limiting factors are the fact that the country's in a financial crisis and health care is crippled in terms of finance. So it comes down to the money. I think, you know, there's a will, there's an understanding but actually being able to finance these things [MUs] means that you need money from the treasury to do so.*

CInt3

*I think the whole financial situation within the trust at the moment is a driver . . . Unfortunately all our finance team will only see is the figure at the bottom of the page . . . it is a sort of finance-driven organisation and you're forever trying to find ways of saving money, cutting costs, etc.*

BInt5

*I think the finances is something that we all skim around but I guess that's the crux of what's gone on, it is the money . . .*

*DInt1*

*I just have this undertone that decisions, some of the decisions are being made not for the women, but for money. Not to gain money, but to save money.*

*EMFG1*

This discourse of scarcity was not questioned by anyone we interviewed and there was a sense of resignation to having to compete with other trust services for a limited and apparently diminishing reservoir of money.

These factors emanating from the national context are having real effects on the implementation of MU services locally.

All sites were aware of the imperative to provide the choice of MU provision for service users of a MU, but its application was generally suboptimal, both in the availability of MUs and in the mechanism of how choice was presented. Two case study sites had no AMU and three had no FMU. In sites with MUs, women reported that they either did not know about them or did not know they could choose to birth there:

*But I mean, I'll be honest, MUs, are they a relatively new concept? I didn't know they existed.*

*EWFG2*

*Well it's just that nobody gave us the information about it. That's the main thing. I didn't know nothing about it . . .*

*DWFG1*

*I even didn't know I'd got a choice [where to birth], but then friends said go to the birth centre. I said am I allowed? So then I did my own search.*

*AWFG1*

These women's experiences raise important questions about how embedded MUs are as a mainstream place of birth option alongside OUs within local maternity services, and to what extent trusts headline their value and purpose.

Under the CFIR, the domain of intervention characteristics and its constructs of 'cost' and 'adaptability' will be explored next.

### **Intervention characteristics**

#### **Cost**

One of the respondents' key concerns about the introduction of MUs, especially FMUs, was their perceived cost. Economic evaluations of both AMUs and FMUs have been favourable, as discussed in *Chapter 1*. However, there is a paucity of information about the set-up costs of developing them. All but two of our sites already had MUs, either an AMU or a FMU, and three sites had both. Start-up costs were therefore relevant in only two sites. Virtually all of our findings around cost pertained to FMUs.

Within an environment of financial constraint, the perception that a service is underused quickly translates into it being viewed as inefficient and poor value for money. This especially affected low-volume FMUs, for which, across three case study sites, there were plans to close them:

*If you spoke to any of the consultants I am sure they would say it [FMU] should be closed because it's a waste of money. And it's an unfair allocation of resources, in a relatively resource-poor environment.*

*BInt3*

*Well it [FMU] is small and we do have to understand how viable it [FMU] is because you can't spread yourself so thin. And I mean, to be fair, we can only provide so much, you can't spread yourself too thinly and become unsafe. So it [FMU] is difficult to manage because we're covering so many other areas, and the birth rates numbers are very low.*

AInt3

*... That's essentially where we're coming from there, and also our plans look to shut the very small unit that we have ... because that's just not viable, the numbers are falling.*

DInt5

In addition, the start-up costs for staffing a new FMU were judged to be prohibitive at Ferndale, which had no MUs:

*You couldn't possibly do a standalone unit without having more staff, so it's a cost thing. It's staffing levels. And unless the trust are willing to put the money into it, you wouldn't be able to do it, it wouldn't be feasible.*

FInt2

### Adaptability

A second feature of the introduction of MUs was their perceived adaptability and compatibility with existing services. For example, finding an appropriate space was paramount. One approach has been to recommission space within an existing footprint, a less challenging and less costly option than commissioning a new build. This is how AMUs have been principally developed in the case study sites. However, that has also been problematic because of the increased birth rate nationally, so many existing OUs already had capacity issues:

*But the problem with [OUIAMU], it was designed for 4500 deliveries and they're now delivering 6700 through [OUIAMU].*

BInt7

Only one site commissioned a new build for a MU. More commonly, consideration of this option did not result in a new MU but years of plans, revisions and more plans:

*We had three kind of projects to rebuild in the last 12 years because we are underspaced, undercapacity, each of which have kind of got so far, got the architects plans and then the trust have said, actually we need an A&E [accident and emergency], or we need money for this ...*

BInt1

One potential solution to unequal provision of MUs would be for adjoining local maternity services to share MU facilities (e.g. one service that does not have a FMU could share with a neighbouring service that does have one). Our data showed that this rarely happened and, if it did, it created organisational and logistic problems, as well as access problems for women and their families. This was because of the tariff system of payment, premised on a competitive model:

*... at the moment the tariff does provide a complete barrier because if we were expecting our two trusts to work together then each trust is going to want to retain all the tariff for the women. So there isn't an incentive for the women living in the [trust] catchment area to be cared for by the [other trust] because they lost the tariff.*

BInt6

Two trusts operated other services from their FMUs, including antenatal clinics, antenatal education and scanning, as a way of attaching women to the service and optimising alternative uses for the building. Respondents believed that this helped justify continued investment in the FMU.



## Individual characteristics

### Beliefs about the intervention

Convictions about the benefits of an intervention are known to strongly influence its successful introduction.<sup>110,111</sup> Despite the evidence base of MUs being well known locally, interviews and focus groups revealed substantial ambivalence about value of MUs, especially among clinicians. It was clear that having an AMU or a FMU and working in them positively influenced perceptions, especially among midwives:

*... it is great and it's, you know, less medical intervention, it's cheaper and it's better for the women. It's just better all round ...*

AInt6

*I think the beauty of midwifery-led units is that it helps midwives to be autonomous practitioners. It allows for choice for the women.*

CInt2

Similar comments were made by obstetricians and neonatologists:

*I have mainly had positive experiences with midwifery-led units. I worked as a registrar in [place] and there was a co-located one there and from a neonatal point of view I wouldn't say there are any more troublesome deliveries there than there are elsewhere.*

BInt5

Some of the trust staff expressed a preference for an AMU over a FMU:

*I think majority of women and all my friends will opt for alongside, because most women do want the option of midwifery led but if anything goes wrong they just want to go down that corridor, through that door.*

DInt4

It was notable that, despite the national evidence indicating difference in rates of intervention according to setting, some midwives in strategic posts expressed the view that midwifery care for low-risk women could occur effectively within an OU, with or without dedicated low-risk rooms:

*Well there is what we call a midwifery-led unit which is incorporated within the delivery suite in the [OU2] which was set up by [name] which must be about 25 years ago ... two or three rooms where the midwife-led care was given.*

FInt1

*... it's about ensuring that you have quite a high percentage of vaginal delivery, and again midwifery-led care being delivered in labour ward and ... and the protection of it, that's the important thing ...*

EInt1

*... you can deliver a woman on midwife-led care wherever you are. We don't need to have these alongside units. A midwife is a midwife is a midwife.*

BInt2

The midwife manager cited above went on to criticise the OU staff for not utilising the three low-risk rooms within the OU:

*There are three beautiful, low-risk, midwife-led rooms on the end of the [OU] delivery suite. But for some reason the staff on that site cannot see them in that way, and instead want an AMU.*

BInt2

The view that FMUs were unsafe was held by some midwives according to the MFGs:

*We've had students come back to us and say that the [midwife] mentors have said they're [FMUs] not safe to birth with in, especially primips, because . . . and they've said to the women, you have a greater risk of dying.*

DMFG2

Finally, some staff believed that women from particular ethnic groups preferred OUs to MUs. Those expressing this view presented it as something that could not be addressed or changed:

*. . . We have women from ethnic minorities that back home, for them, they want the continuous monitoring, they want the doctors to deliver them. So they have that mentality. Yeah, we've got couches in our birth centre and they're like, where's the bed. On the birth centre, they won't stay here, there's no bed.*

EMFG2

*. . . women coming through of a different culture, and they particularly want it obstetric led.*

Blnt4

However, two sites with significant populations of women with Asian ethnic backgrounds had AMUs and FMUs that were popular and heavily used by these women. The staff discussed the strategies they used to engage with these communities and change inaccurate perceptions regarding MUs:

*We have had others suggest that Asian women are not going to buy into midwifery-led units. I used to speak the husbands, get them to come and visit and talk to them because they're, oh my husband doesn't want me . . . now he wants me to go to . . . one lady that came to my clinic and all her family had been to the OU so she was going there . . . I said, just come to the [FMU] and have a look round. And she came and had a fantastic birth. So it's word of mouth. The Asian girls love it, they absolutely love it.*

AMFG1

Although across all case study sites, the provision of MUs was generally viewed favourably, for some maternity stakeholders personal opinions or beliefs about them appeared to trump evidence and this is likely to have affected MU provision and utilisation in some of the case study sites.

### Inner setting

#### Access to knowledge and information

The provision of evidence-based sources and appropriate skills training by local health services is known to facilitate the introduction of optimum care models.<sup>112,113</sup> Working in MUs, although it should be the basic default skill set for every midwife, may require considerable adjustment for midwives more used to working in OUs. Many interviewees suggested that midwives were losing the skills for caring for normal labour and birth:

*Because everyone has worked in such a high-risk environment, you become deskilled to an extent, and feel a bit apprehensive about, I don't know, caring for . . . you know, trusting that women can have babies low risk.*

FMFG2

*One of the effects that that has had, is that is has decreased a lot of the midwives' confidence in this unit, of providing low-risk care, because they don't have the environment, a consistent one, in which to do it properly . . . when you're on labour ward you become over-reliant on the doctors . . .*

EMFG2

Respondents felt that midwives need particular sensory skills and a holistic outlook to work effectively in MUs:

*You're using your eyes and your ear and your hands and you're more tuned into that woman . . . which is what you need if you go midwifery led.*

*DInt4*

The ability to work autonomously was also seen as important:

*It's for us to show them [students] what working autonomously as a midwife looks like, and how these . . . you know, truly let our women labour uninterrupted under her own steam in a calm and peaceful environment, what it actually looks like. And that's a precious thing, it really is, and we need to spread the word.*

*AMFG1*

Midwives in the focus groups said there was a need for training in normal birth skills for qualified midwives:

*I'd like to make physiological birth and normal birth more accessible to them . . . our sort of mandatory week of training that we do is very obstetric led. So what I would love to do is a session, a day, on physiological birth, and normal birth, and making midwives more confident in doing it.*

*EMFG1*

Others suggested that the default training for student midwives should be in low-risk care. From there, midwives can then learn to recognise risk, rather than the other way around:

*I trained at the satellite birth centre and then went on to go to our birth centre. But not every student has the opportunity to actually train on the birth centre, so you are trained in that thought process. You are trained in completely low risk, and then you spot the high risk. Whereas there are a lot of new midwives who are trained solely on high risk because there aren't enough places on birth centres to send these students.*

One case study site had introduced NLS training, especially for midwives working in FMUs:

*. . . a few of the midwives in the birth centres are NLS instructors, so they have helped raise the profile of that even higher, so even more than what we thought was the basic requirement, they've actually taken it, you know, one step further . . . on every shift there was an NLS-trained midwife. So we've actually made that, mandatory really . . .*

*AInt7*

### Readiness for implementation

Consulting widely and inclusively, with a particular focus on meaningful and ongoing dialogue with local service users when developing MUs, was highlighted in many interviews:

*. . . it's that desire for genuine and well-informed public consultation so that they know really what is being proposed and what the implications are for it.*

*EInt4*

Armidale was especially effective in this area, particularly during the major reconfiguration, but many participants recognised the need to this to be ongoing:

*. . . there was a big consultation with service users, and that was called the Meeting Patient Needs programme . . . I think that was the big driver. It meant massive change for the service in [FMU place] having standalone unit.*

*AInt2*

*So I think having service users in at the ground level . . . Having genuine engagement with them rather than tick box; and I suppose also building a network of people that are interested in birth centres to work alongside the midwives, people from the community. But then they'll be back in their own communities talking to women and that helps filter out information.*

AMFG1

Some services struggled to engage with a truly representative sample of service users:

*We need to really reconsider how we're doing engagement with women. We've got a couple maternity service liaison committees, but they're not representative of our service users. So it might be a white middle-class woman who gave birth 8 years ago chairing them, and they've got chips on their shoulders about certain aspects of care.*

BInt6

*I've been what's known as a patient partner, and I think this might be unique, certainly in terminology. And it just means that I go give a patient's point of view at various board meetings. I'm not . . . I mean I'm not elected, I'm not a representative patient or anything like that, simply a patient.*

DInt2

Therefore, multidisciplinary collaboration within the trust, with sign-up across the organisation, was also identified:

*In order to get a birth centre off the ground, there has to be the political will and you need all the obstetricians on board.*

CInt7

*So you know, just good communication as well between the birth centre and labour ward that everybody is singing from the same hymn, and that includes, you know, the multidisciplinary, the obstetricians as well.*

EInt9

### **Culture, networks, communication**

Many of the MUs described a poor interface with their linked OUs:

*There will always be a 'them and us'. And I think, because of the medical model of obstetrics, I think there's always been higher importance put on obstetric care.*

AInt7

It seemed that a 'them and us' dynamic was exacerbated by individuals:

*I think unfortunately the issue was the previous lead. She managed to create that 'us and them'.*

EMFG1

*I think, we have certain sort of delivery suite co-ordinators who have no time for the birth centres at all . . . there is a bit of 'them and us'.*

EMFG2

One manifestation of this was the negative reception some FMU midwives received on the OU when transferring a woman:

**Research respondent (DMFG1):** *I went on a transfer, and the reception I got was non-existent.*

**Interviewer:** *What do you mean?*

**Research respondent (DMFG1):** *There was nobody waiting. They weren't waiting for me when we go there, there wasn't a cot in the room, no midwife came, I had to find somebody.*

**Interviewer:** *But they were told, they're always told ahead that you're coming?*

**Research respondent (DMFG1):** *Oh yeah, they know you're coming. I've been greeted with oh, here comes another failure from [FMU].*

The MU midwives felt that some OU staff had a perception that workload on MUs was less intense:

*I think there is this myth that we low-risk midwives perhaps sit around twiddling our thumbs quite often and we don't. I think that's something that's sort of spread around, the rumour. It's really sad, it is a very 'them and us' situation.*

*Blnt4*

It was noticeable that staff in FMUs in two of the three sites had felt detached from and unsupported by their host trusts. In one site, the staff's attempts at promoting the FMU have been frustrated by lack of engagement from the trust:

*And they [trust management] kept putting us back, putting us back . . . If you look at all the leaflets that they do send out from the trust, [FMU]'s this little add-on at the end, in the fine print at the bottom. It's not promoted, you know.*

*CMFG3*

The staff at another FMU said that the two linked OUs, which seemed ambivalent regarding encouraging women to birth in the FMU, were nevertheless happy to use them for postnatal transfers when they got busy:

**Interviewer:** *And they're quick to send women back to us with their feeding concerns, because obviously bed shortages over at their units.*

**Research respondent (DMFG3):** *Oh I see, you still take postnatal inpatients?*

**Interviewer:** *Yeah. From everywhere, yeah. Regularly. And that's what's promoted. If they're busy at their ward, which they always are because they're rammed, we get phone calls. Can you take them? . . . We're kind of like a half-way house sometimes, it feels like. But that's because that suits them. When we talk about being here [for births], they're – but you're too far out, nobody can come.*

## Process

### Planning

When establishing a new MU, promotional events and materials, especially regarding FMUs, was crucial. In one site, where a FMU was thriving, promotion initiatives and positive messages from the midwives were fundamental to its success:

*I think if you've got that promotion, and we've got films on our website where we are promoting the birth centre and so I think it's about promotional material to make sure women know.*

*Alnt5*

*I think there needs to be a very good website – because I know women shop around and look at websites and we've got films on our website where we are promoting the birth centre.*

*EInt1*

Promotional activities need to be ongoing, as another site with an established FMU stopped tours of the facility for women and this appeared to diminish bookings:

*One of the things I've heard, certainly around the standalone is that they used to have regular tours as part of the introduction for the women, but that was pulled. And I think women will hear about it and they can go and have a look, but it's that automatic tour that was part of the introduction that they felt affected the numbers.*

*BInt3*

One site actually performance managed their staff on recruiting women to their new FMU:

*Interviewer: I guess one of the thoughts was has integration of your community with your birth centre, has that influenced the promotion of birth centres by the community midwives?*

*Research respondent (AInt3): Yeah, greatly. When we were really, really trying to embed the unit and promote it, we really needed the midwives to embrace it. So we set targets . . . we had to audit everybody's referrals. To see how many mums they did, and if they didn't do any we wanted to know why. We said if you don't start referring women, we'll pull you off your clinic.*

Finally, writing a strong business case is especially important to help win the financial argument:

*It's a difficult business case to write and in the end the trust accepted that there would never be a financial motivation for this, that it would always be about patient satisfaction, pathway of patient care and it would be all about the patient, so it was not going really going to be about making more money.*

*CInt6*

*It really needs the trust, the managers of maternity services, to write a business case, and to get that signed off by their board.*

*EInt1*

### Engaging: champions

The second aspect in the process of developing a MU was harnessing the persuasive power of champions to engage and influence other key stakeholders, especially those who remain ambivalent about the change:

*If you can get a good obstetrician to support you, in terms of that, I think you need that one person to champion your corner from that clinical leadership side that would be key.*

*AInt1*

Champions are often individuals who have worked within the model previously as they are more likely to be familiar with the arguments against the change:

*I think they need a champion. There needs to be someone in the system that drives it who has worked in a midwifery-led unit in the past, they obviously have a very strong view and a very strong voice.*

*EInt4*

Having that presence at a strategic level is also important:

*I still think we have a long way to go at getting maternity services discussed at board level, and having an identified board-level champion within the CCG [Clinical Commissioning Group], as well as within the provider, and making sure that that role is more than just a name.*

*EInt6*

## Executing

One of the findings from the mapping survey in the first stage of the project was that a key to high utilisation of MUs was the streamlining of the care pathway to access them when women go into labour.

This did not happen in the majority of sites and was especially commented on by the WFGs.

Many women were not aware that they were birthing in a MU, or that they existed within their local maternity service. The actualising of choice was compromised by poor organisational processes that sometimes required a choice of place of birth at the beginning of pregnancy:

*I wasn't aware that you had to decide [where to birth] before you went in for your booking appointment, so I was asked on the spot and I didn't know. But the midwife said that you have to choose now because they have to book the hospital in advance. Then I called up my mum and she suggested [OU/AMU].*

BWFG1

*Yeah, because maybe sometimes you feel like well I've made my decision [about place of birth] now, so that's what I need to do. As opposed to knowing that it is actually changeable.*

DWFG2

However, on other occasions women were discouraged from booking in a FMU because they might develop complications:

*They said 'don't make the decision now . . . wait until towards the end and see if you are still OK' . . .*

Blnt4

This had a negative effect because the woman wanted the reassurance of having a plan.

Instead, a graduated discussion commencing at the booking appointment and then revisiting it on a later occasion and especially at 36 weeks was recommended:

*So I think that orientation into the community needs to include that birthplace discussion and promote birth centres . . . to make sure they offer low-risk women the birth centre.*

EInt7

*I think when they have their birth plans done at around 36 weeks it's worth mentioning it [MU] then, because at booking when you get bombarded with so much information, so many leaflets and often they'll say to us, oh I haven't read it, or I haven't had a chance to read it. So giving that a bit later on when they've had chance to digest all of that information, might be more beneficial.*

DMFG1

Having an opt-out policy was commonly viewed as the best way to maximise access to MUs:

*The AMU has a very well-established co-located MU and it works really well and it continues to. So the MU is the default place to go for everybody and that's where they go when they come in the door and then they're only sent to the higher-risk unit if there's a reason, so everybody is in the MU.*

DInt9

*I think whether you set it up as opt in or opt out makes a big difference. So if you're low risk you are automatically booked at the birth centre, unless you explicitly opt out. That probably encourages more people to use it because if you present to them this is the appropriate normal place for you to go for your birth because you are low risk, it's more likely that they'll agree with it, rather than saying which would you rather have?*

Flnt2



An opt-out policy would help with solving another recurrent issue, especially for AMUs in the case study sites: the frequency of MU midwives being moved regularly during shifts to OUs to care for women there. Midwives complained about this a lot:

*I think it's dangerous once we start seeing staffing pull from the birth centres to deal with problems in the obstetric unit . . . can be unsettling for the junior midwives coming in to [FMU] work and then being asked to go. And it limits their experience here, so they've not got the exposure to the lovely normal births, so they just see the birth centre and somewhere where they get moved from to go and cover the shifts at the OU.*

AInt2

*There's been a lot of staffing issues with [AMU], so they were constantly pulling off midwives and shutting it.*

BInt12

*They don't like coming out to help on delivery suite, and they probably feel like if they need help they don't get it as easily as they're dragged out to help on delivery suite. So that can cause a bit of friction.*

DInt2

Only a few sites saw addressing this as a priority for optimising the use of MUs:

*I think now it's been recognised that we've worked the wrong way round actually. You need to staff your alongside units, keep the capacity off the labour ward, and let midwives deal with the normal stuff.*

BInt4

Having core staff who could not be moved was one way of keeping MUs open:

*I would like birth centre to have a proper core of midwives. The staffing are separate from the labour ward, postnatal, so they, obviously they're still there, but they're not counted in the numbers. Because birth centre has its own numbers. So midwives can go there to work and not have this fear of being pulled.*

EMFG2

Only one site had an integrated staffing pattern with community midwives working shifts in both the FMU and the AMU. This clearly contributed a sense of ownership and pride in the facility and solidarity with the women:

*Because midwives like to see the women, you know, not just when they're coming in in labour, and it helps to give that approach. Although, you know, we can't do a named midwife as such, but then that helps us so that women fundamentally will only have like the maternity services, a group of four to six women that they know. So in the main the women at the [FMU] birth centre will have met the woman.*

AInt5

## Reflecting and evaluating

Respondents from one site in particular spoke about the need to audit and reflect on how their MUs were working:

*The important thing is to keep auditing their activity making sure that you know, lessons are learnt and people can sort of, you know help their practice get better . . . you know, get improved for the better really.*

AInt7



*And I think in establishing it I think that's important, but then also maintaining that. There's always a risk that things start dwindling if you don't constantly review and constantly make sure that those underpinning values are still there.*

*Alnt3*

This site had the largest FMU in England and one of the highest utilisation rate regarding their MUs.

## Summary

The case study analysis has distilled key themes that need addressing if the English maternity services want to maximise the dividend of MUs. The domains of the CFIR (outer setting, intervention characteristics, individual characteristics, inner setting and process) enable the complexity of change to be broken down into overlapping and interwoven processes that maintains a holistic perspective while identifying component parts that either facilitate or confound the introduction of MUs.

A number of broader societal discourses and factors in the national political landscape, such as the medicalisation of birth and NHS budgetary constraints, impinged on MU's development in all the case study sites. The latter linked directly to the perceived cost of the intervention itself and its propensity for adaptability into the existing service.

Despite MUs having a strong evidence base, personal beliefs about their efficacy and legitimacy, especially among individuals in strategic posts, had a considerable impact locally. In the case study sites, the readiness for implementation of MUs was dependant on midwives having the appropriate knowledge and skills, and on an inclusive, thorough engagement with maternity care stakeholders.

The process of implementing MUs required services to transit through the classic stages of change management: planning, in which robust promotional activities were especially important; executing, in which the more successful sites devised a streamlined pathway that maximised access and utilisation; and finally reflecting and evaluating, in which processes were tweaked to increase effectiveness.

The women's focus groups were a litmus test of how effective trusts had been with all of these stages of change, with many women being unaware that they had a choice of a MU and some even birthing in them without realising it.

One site had implemented a comprehensive MU service in recent years and provided an instructive template for others. Some of our sites had a long history of MUs, but their place within local maternity care provision had been progressively eroded by a number of the factors mentioned above. Other sites had resisted external pressure to open MUs or failed to follow through on existing strategic plans, whereas two other services had MUs but they were underperforming for mostly local contextual reasons.

High-performing sites shared similar tensions, challenges and uncertainties surrounding the utilisation of MUs as low-performing sites. We had anticipated, probably naively in retrospect, that high-performing sites would demonstrate the main facilitators that enhance MU utilisation and operation, and that low-performing sites would be illustrative of the barriers to this. However, the picture was more mixed, with high-performing sites exemplifying some of the barriers (poor leadership) and low-performing sites the facilitators (clear vision for MUs).

The central challenge in all sites was that of embedding an alternative configuration into an existing mainstream, 'taken for granted' model.

Fundamental to addressing these complexities is effective leadership, especially at the top of organisations, and investment from a broad constituency of maternity care stakeholders, especially service users whose

voices were marginalised in most case study settings. This has to be sustained and maintained by streamlined care pathways and organisational processes.

The next chapter details the third stage of the project: a stakeholder workshop that aimed to arrive at a consensus of how to address the barriers to and facilitators of establishing MUs that had been identified in the findings.

## Chapter 5 Findings phase 3: stakeholder workshop

The programme for the stakeholder event followed the structure below. A social media embargo was requested to avoid publication of preliminary findings. Attendees were provided with copies of presentations on arrival and seated in mixed constituency groups, with roundtable discussions jointly facilitated by a member of the project's advisory group/research team and a member of the service user panel.

### Programme

- A presentation by a member of the research team (CG) of the findings on utilisation and organisation of MUs in England.
  - This was followed by a general discussion to achieve early participation of all attendees.
- A presentation delivered jointly by a member of the research team (CG) and a service user collaborator (LS), reporting the findings of women's views and perceptions of MUs.
- A presentation by the chief investigator (DW) and a member of the research team (CG) on barriers to and facilitators of MUs in England.
  - This was followed by group discussions and generation of suggestions to consider barriers to and facilitators of increased access to and utilisation of MUs.
- The suggestions were generated and collated under themes and a further group activity required attendees working in groups to suggest interventions that might improve the uptake of AMUs and FMUs over the short term (up to 6 months), medium term (6–18 months) and longer term (18 months to 3 years).
- The final activity required attendees to suggest priorities for interventions that could be carried forward by different constituencies:
  - service providers, including leaders and managers, clinical midwives, obstetricians and neonatologists
  - commissioners
  - service user groups
  - professional bodies.

The sections below provide a summary of the responses to the presentations and questions posed, the range of interventions identified, by time periods, and responsible group.

### *Response of stakeholders to barriers and facilitators*

#### Keeping midwifery-led units

The importance of keeping MUs open, especially FMUs, by using them for a range of activities and recognising them as community/family resource/early year's assets was considered helpful. Some of the suggested activities that could be provided in FMUs include antenatal clinics, childbirth education classes, outreach high-risk antenatal clinics, complementary therapies and smoking cessation support.

#### Frame midwifery-led units as a real option

It was considered important to frame MUs as a real option. Encouraging women to identify and retain MUs as an option in their birth planning, rather than the majority contemporary approach of requiring that

women make binding decisions about birthplace early in pregnancy. There was support for presenting MUs as the default option for healthy women without pregnancy complications and for whom a straightforward labour and birth can be anticipated. This was suggested as an approach that would engender confidence in MUs as a place of birth. This would also require that women are provided with information about different options to counter fears about out-of-hospital birth that are prevalent.

### **Influential individuals**

The importance of influential individuals believing in MUs who should be active in their support was identified. Such individuals included obstetricians and senior midwifery managers; the latter should be in positions in which they influence service provision and commissioning decisions (e.g. trust and commissioning boards).

### **Risk culture**

The prevalent risk culture that dominates NHS maternity services was considered a significant negative factor for MUs.

### **Use of financial information**

There were particular concerns around the understanding and use of financial information related to MUs, with perceptions that finance directors required access to better data and improved understanding of the evidence base.

### **Continuity of midwifery carer**

The relative dearth of NHS trusts where care in a MU could be accompanied by access to continuity of a midwifery carer was of particular concern. Other aspects of the organisation of midwifery staffing also perceived as threats related to the default option of supporting OUs by drawing on midwives from AMUs and FMUs.

### **General comments**

General comments included the need for ways to change the discussion around MUs. This encompassed moving from discussion of MUs as a 'nice opportunity' to a conversation related to safety.

The provision of information both in a range of ways and at different times in women's pregnancies was considered important to meet the needs of different families. The need to broaden conversations to consider care provided prior to transfer, rather than simply the birth and increased use of the internet for local maternity systems to demonstrate what their 'offer' is to women, were all ideas that should also be considered. The imperative to provide accurate information was considered the responsibility of a wide range of health-care staff, including GPs, receptionists and community midwives. Increased use of MUs again featured, ensuring appropriate senior trust staff, rather than OU labour wards midwives, made decisions on closing units on a short-term basis.

Midwifery leaders were charged with the importance of collecting robust data and utilising it appropriately, including publishing annual reports for their MUs.

Boundary issues featured as current obstacles to women's ability to access a MU. Ways of sharing access to notes through common care portals and enabling women to access options across trust boundaries were suggested.

## **Key themes and how to address them**

Key themes were beliefs, change, leadership, organisation and management, resources, staffing and training. For each theme, methods of addressing these barriers were sought. Some of the issues and actions overlap those identified above.

### **Interventions to address beliefs**

Reliance on the evidence base was considered insufficient to address some individual's beliefs. It was acknowledged that using established, theoretically based approaches, such as implementation science or MU champions, was required. The goal should be to ensure equity of access through avoiding stereotypical assumptions about the preferences of women from different ethnic groups. The influence of individual practitioner's beliefs or views of evidence could be reduced by engaging in a more public campaign, including a range of media (local and social) to raise the local profile of MUs. Additionally, involving those who have recently used a service and community groups (e.g. the Women's Institute) would enable a range of contributions. Language should move from the terminology of risk assessment to that of birth planning. Learning from and sharing positive experiences, and increasing the collection and use of good-quality data, were all considered approaches that might address concerns and to modify beliefs about MUs.

### **Interventions to support change**

Some of the interventions identified above (see *Interventions to address beliefs*) also featured here, including involving women and the wider community; using media; increasing use of MUs for activity, in addition to intrapartum care (e.g. antenatal education); changing from a predominantly opt-in to an opt-out model; and utilising appropriate language. Additional potential interventions related to reviewing culture and interdisciplinary relationships within trusts, increasing normalisation of birth in OUs and training for health-care professionals in the provision of information about birthplace.

### **Interventions to address leadership**

Identifying what has worked elsewhere, including internationally, and supporting midwifery leaders, including consultant midwives, heads and directors of midwifery, were considered important, although specific approaches were not identified. It was suggested that midwifery leaders for MUs and OUs should have similar levels of responsibility. Relationships also required enhancing across organisations, for example between midwifery leaders and commissioners; local maternity systems could support cross-trust collaborations and alignment of policies.

### **Interventions to address organisational and managerial issues**

Several aspects related to business and performance were identified as having negative impacts on use of MUs. Tariffs were considered a particularly urgent problem requiring review; these encompassed systems of financial coding that supported a 'forcing' of women's birthing choices in early pregnancy and lack of subsequent opportunity to flex these. Reducing the impacts of cross-boundary restrictions and increasing the use of FMUs for a broader range of activity were identified as important organisational interventions that would require the development of new business cases. There was also a view that current key performance indicators are obstetrically defined and may not reflect important aspects of MU activity.

Effort should be engaged in moving away from an 'us and them' culture within trusts and enhancing cohesion across community and hospital midwifery and between MU and OU midwives.

### **Interventions to address resource issues**

The challenges of communicating resource issues was identified. It was noted that cost-effectiveness can be misrepresented as rationing. The local maternity systems were considered to have a role in these communications and there was a need to try to equalise perceived power imbalances within trusts, between OUs and MUs. Again, several suggestions were made to achieve a multipurpose use of MUs to encompass, for example, antenatal education and breastfeeding support. Women should have access to information about all of the options available to them for planned place of birth, including achieving equal information provision for all women. Clearer communication is required about the importance of investment in maternity services and the resulting benefits accrued across other NHS services, beyond maternity. Key features of AMUs were considered to be an assessment room, its own entrance, location on a separate floor to the OU, its own triage area and separate telephone line. As stated above, models that are based around the needs of women, rather than the organisation/trust configuration, were seen as key. The support of NHS England and the transformation team in publicising a small number of easily identifiable messages was recommended.

### ***Interventions to address staffing and training***

Supporting midwives to work in continuity models and in how to present information to women were recurrent themes. Re-evaluating the midwifery and related team as a whole, including the contribution of support workers to postnatal care, was considered to offer a potential means to help midwives in achieving continuity models.

Training that supports normality, rather than a focus on risk and frameworks that give due acknowledgement to competencies in normal labour and birthing, was considered important in redressing the current weighting towards higher-risk skill development. Identifying midwives to provide that training and to act as role models was challenging. Maintaining 'high-risk skills' for midwives working in MUs was essential and multidisciplinary training comprising midwives, doctors and paramedics was considered important.

For this and interventions to tackle some of the other barriers, the importance of starting during midwifery training was identified. Current challenges for student midwives in achieving an optimal amount of experience in MUs were acknowledged.

### ***Short-, medium- and long-term actions***

The next part of the programme required attendees to identify interventions that could be actioned in the short, medium and long term. Owing to the nature of group work, some interventions appeared more than once, as different groups envisaged them as action at different time points. Some contributions comprised comment rather than intervention.

#### **Interventions that could be actioned in the short term**

An intervention to ensure that women have access to high-quality, evidence-based information to inform their decision-making about place of birth, which may require support by existing or new tools that should be available in different languages or with the provision of language support. Information and discussion of place of birth should not be a single event, but something that is revisited several times during pregnancy. Women should not be required to make binding decisions on place of birth in early pregnancy.

Use of an 'opt-out' model for MU use should be considered, when this is not already in place.

Midwifery-led units need leadership and management by midwives, without competing responsibilities. Consultant midwives appear ideally placed to lead and champion MUs, but may need support in achieving this.

Linkage with the Midwifery Unit Network (established in 2016, but probably underutilised) may be helpful for individual organisations to benefit from shared good practice and support with developing their business case.

Midwifery-led units require a marketing campaign, including local and social media, with endorsement of their value by national NHS leaders/local members of parliament/similar.

Maintaining a MU requires collection of robust data, including outcomes relevant to MU care and approaches. Consideration could be given to developing a MU 'kite mark' award and for AMU and FMU data to be included in dashboards.

Midwives working in, or rotating to, MUs require access to a continuing education programme that both supports the maintenance of skills related to the care of women with straightforward maternities, but also in maintaining skills if emergencies occur.

Consideration should be given to how continuity of midwifery care can be provided.

Language and terminology should reflect a focus on normality and positive choices and outcomes.

Free-standing midwifery units should be used for a wider range of activity in addition to intrapartum care. This may include consideration of use by other agencies in order that they are identified as a community resource, open continuously or for longer periods of time, and thus perceived as less costly to maintain.

### **Interventions that could be actioned in the medium term**

Several of the interventions suggested for the medium-term action echoed those identified for short-term action. This may have been an artefact caused by the nature of parallel group work or because they were seen as requiring continuing effort. Publicity about MUs is one example and developing educational provision for both qualified midwives and those in training another. Leadership and management, data collection, staffing (continuity and rotational) models and ensuring FMUs were seen as a community hub were all identified as interventions to be applied in the medium term.

Interventions that first appeared in the medium-term grouping comprised those with a wider political perspective and achieving influence (e.g. engaging politicians as allies through the secretary of state/prime minister's office or engaging influential women's groups). Engaging local maternity systems as influencers, ensuring senior midwives were appropriately positioned on boards, and involving service users on appointment panels for midwives and obstetricians were all identified. An additional medium-term intervention concerned offering place of birth discussions for groups rather than individual women.

Mentioned for the first time was the need to consider the 32 units where there was currently no MU available to women, although this lacked specific actions.

### **Interventions that could be actioned in the long term**

Similar themes emerged to those reported previously, but with an emphasis on actions that could be embedded to achieve sustained change. It was acknowledged that this would not be without challenge. Here, interventions were linked with the contemporary maternity policy priorities of embedding personalised care planning and integrating MUs fully into maternity transformation plans. Models of midwifery working were again considered important through scaling up continuity approaches and there was emphasis on preparing student midwives during training for work in those models on registration. Cultural and systems issues, again, featured with changes to the risk and blame culture in maternity, advocated together with financial and contracting changes required, including tariff.

### ***Interventions for midwives, obstetricians and neonatologists***

These included promotion and awareness-raising related to MUs as a means of increasing perception of MUs as a choice. Avoiding divisions and enabling positive and respectful cultures within organisations, and working across boundaries and with service users in a co-production approach, were all seen as interventions for this group. Preparing future midwives to have the appropriate skills to work confidently in low-risk settings and moving beyond safety as the only outcome to celebrate excellence, innovation and improved experience through collaboration at all levels of the system were also ascribed to this group.

### ***Interventions for commissioners***

During the stakeholder meeting, it became evident that some commissioners were perceived as lacking a detailed knowledge of the evidence base supporting use of MUs. Their future role was seen as supporting continuity models and of utilising existing NHS performance measures, such as CQUIN (Commissioning for Quality and Innovation), to ensure targets exist and are reached for the use of MUs. The commissioners' role encompassed supporting personalised care and influencing local maternity system redesign. Commissioners' perceived remit, to support collaborative activity, was seen as key to including work with providers and local maternity systems and in promoting information about all options for labour and birthing. Their role in ensuring quality and safety encompassed influencing training provision to achieve appropriately skilled practitioners across all settings.



### *Interventions for professional bodies*

There was some uncertainty about how professional bodies were currently influencing policy and transformation of services at the level of local maternity systems. Influencing local maternity systems now was seen as imperative.

Professional bodies should promote use of evidence, support shared educational provision and the development of jointly agreed standards. Development of leadership focusing on normality and within professional groups required action.

### *Interventions for service user groups*

A number of ways were envisaged to involve service user groups, both maternity-specific users of individual services and members of the wider community in intervening on behalf of MUs.

A number of approaches used to gain service user perspectives and feedback were shared. These included the Maternity Voices project. Local service users could contribute to professional training, involvement in guideline development, as 'Friends of the Birth Centre' or in providing a 'meet and greet' service for potential MU users. It was considered that evidence of service user impact was required to draw down resources that would increase service user involvement. The latter was valued as a means of making experiential knowledge visible and as a means of influencing a broader range of markers of experience than those currently used; the example of dignity was provided.

## Summary

The extent to which similar comments were made, and the interventions suggested for different barriers, offers encouragement that some interventions may reach a range of targets. This encouragement may be needed in the context that some of the challenges are complex, longstanding and require considerable change for systems and, in some cases, for individual practitioners.

The ideas below are derived from the research findings, discussion and contributions at the stakeholder event, and further input from the research team.

### *Ideas for increasing the utilisation of midwifery-led units*

#### Local

- Ensure leadership within trusts, named champions and designated time for those managing MUs. Consideration should be given to the involvement of consultant midwives in leadership of MUs where this system does not currently exist.
- Heads and directors of midwifery should be enabled to operate at a strategic level in which they can inform and champion MUs. Such locations include trust boards, local maternity system boards and commissioning groups.
- Midwifery managers responsible for MUs should be at an equivalent level in their organisation to those responsible for OU birth facilities and free of competing work.
- In each trust, an obstetrician should act as champion for MU.
- MUs require fresh campaigns to raise awareness among various groups: commissioners, health professionals and the local community. This may include a range of local and social media. Campaigns to promote use may benefit from involving those who have used and wish to be ambassadors for these services. Consideration should be given to the involvement of key women's groups in the local community and in engaging national maternity policy-makers or politicians.



- To enable women to have a realistic choice of accessing MUs, barriers that need to be removed include the absence of information about MUs as an option. This information should be available to all women and include existing and, if required, new tools to present women with information about all of the options for birthplace in language that moves beyond the current emphasis on risk.
- Discussions about birthplace should not be available 'once only' in early pregnancy and subsequently binding. They should be revisited throughout pregnancy, especially at 36 weeks, as part of a birth options discussion and again at onset of labour.<sup>114</sup> Encouraging women to retain a number of options should be encouraged, and discussions and language should follow an approach in which normality is the default expectation for the majority of childbearing women.
- Getting potential service users across the threshold was perceived as key in enabling women to start to consider MUs as an option. All of the above should be embedded in a midwife-led care pathway that is standardised across the entire service and addresses criteria for referral from midwifery to obstetric services and the process of referral.
- The current predominant model is that birthing in MUs is available as an opt in rather than opt out. This should be changed so that offering AMUs, where available, should become the default for women with straightforward maternity and should be explored by trusts as the default in settings with FMUs; impacts on utilisation should subsequently be evaluated.
- The ongoing collection of robust data related to MU use, women's experiences, as well as outcomes, is a priority, as is the regular publication of these. Consideration should be given to framing outcomes in the context of supporting women's perinatal mental health.
- In the context of MU utilisation, reconsideration of models of midwifery working. There are two main components to this. First, the need to reduce diminishing MU midwifery resources by moving midwives from MUs to OUs in times of high workload, as this may be followed by closure and threaten unit viability. A key to addressing this is the embedding of the MU as equal and necessary as the OU so that women are cared for in the appropriate setting. One suggestion was that in OUs, once per shift, a review is done of the risk status of women to see if any can be transferred to the AMU. Second, the need for women accessing MUs also to benefit from continuity models.
- Reconsideration is required for developing and maintaining skill sets. This includes increasing attention to the skills required to support normality in birthing, including consideration of an advanced competency set that focuses on supporting normal childbirth and thereby increasing midwives' confidence for normality-focused practice settings. However, maintaining skills for practice when complications develop or when, for example, babies require more assistance at birth is also essential and it may be beneficial to increase multidisciplinary education to support this. Random emergency skill drills in FMUs was highly valued by staff in one case study site and is worthy of consideration by other FMUs.
- Finance managers should be provided with detailed information about the evidence base and wider health economic implications related to utilisation of MU.
- Women's choice should not be constrained by geographical or organisational boundaries. Systems that support appropriate access to maternity records across geographical areas require exploration. The development of digital records as recommended in *Implementing Better Births: A Resource Pack for Local Maternity Systems*<sup>115</sup> is a priority.
- Within organisations, attention must be given to avoiding divisions between staff groups and encouraging respect for different roles. Maintaining the sense of coherence of a wider service is essential, together with the acknowledgement made by each part of a service. The provision of multidisciplinary education and training may facilitate this.
- Increasing the use of FMUs to include activities beyond intrapartum care has potential to result in FMUs being open for longer periods or all of the time. This may counter both perceptions that FMUs are closed most of the time and some women's concerns about whether or not the unit will be available to them when their labour starts. Utilisation of FMUs for other activities and as the community hubs, envisaged in *Implementing Better Births: A Resource Pack for Local Maternity Systems*<sup>115</sup> may counter perceptions of elite and limited services and, depending on services using them, has potential to increase income into the maternity directorate.

## Commissioning

- Commissioners may benefit from a clear and detailed briefing on the evidence base to MUs and how these can support their efforts to ensure high-quality, accessible services for all women. All Clinical Commissioning Groups (CCGs) should appoint a clinical lead for maternity and, as a minimum, ensure that the focus is specifically detailed in the job description of a CCG clinical lead.
- The option to co-commission services such as FMUs should be explored across geographical and commissioning boundaries, with the development of clear referral pathways. This would facilitate collaboration and provide potential efficiencies.
- The potential for local maternity systems to provide leadership and support for development and utilisation of MUs should be explored.

## Midwifery education

- The importance of continuing education for the qualified midwifery workforce was addressed above.
- Preparation of future practitioners needs to include work in continuity models, with consideration of the numbers of births that should be achieved in MU, or similar, settings. Preceptorship following qualification may need review to incorporate support in developing confidence in birth in MU settings.

## General

- The Midwifery Unit Network is a useful resource and source of support for individuals and organisations, enabling sharing of good practice and preparation of business cases.
- The use of social marketing campaigns to increase awareness of MUs should be considered.

The subsequent chapter considers all findings in the context of contemporary policy and extant evidence.

## Chapter 6 Discussion

This chapter examines the findings from all phases of the project to better understand substantive mechanisms that may explain and underpin them. It commences with a summary of the findings from stage 1 and the picture that the findings paint of current MU provision in England as marginalised and undervalued. We then discuss possible explanations for this, based on the case study findings, highlighting the role of medicalisation, risk, financial constraints, managerialism and the interplay between beliefs and evidence. The status of FMUs is explored in some detail.

The second half of the chapter discusses possible strategies to address these issues.

### Availability of midwifery-led units

According to NICE intrapartum guidance,<sup>39</sup> optimum provision of MUs consists of having an AMU attached to each trust and the option of a FMU in 'the local area or in a neighbouring area'. The mapping exercise revealed that, although significant increases have occurred in both the availability and utilisation of MUs across England, just under one-quarter of all local maternity services do not have any MUs and nearly all those that do are significantly underutilised. Only 17% of trusts in England have both an AMU and a FMU. Furthermore, our mapping revealed that the 10% growth in all births in MUs since 2011 has occurred almost exclusively in AMUs where numbers have nearly doubled, whereas FMUs have remained broadly the same. These results remain broadly consistent with those of the recent national audit of maternity services, which confirmed the trend of a steady increase in numbers of AMUs, but stagnation in FMUs.<sup>116</sup> Women's access to FMUs is poor in some major population centres. This is especially concerning given the recent publication of a subanalysis of the Birthplace in England study,<sup>3</sup> which showed that FMUs are associated with a lower rate of instrumental delivery and a higher rate of vaginal birth than AMUs<sup>25</sup> and a lower rate of serious maternal morbidity (third- or fourth-degree perineal trauma or maternal admission to higher-level care) among multiparous women than in AMUs.<sup>25</sup>

For the project we calculated that the optimum use of MUs approximated to  $\geq 30\%$  of all births,<sup>88</sup> but our mapping survey found only one trust achieved this, with a relatively small number achieving between 20% and 30%. Over 70% of trusts had  $< 20\%$  of births in the MU.

The results from the survey of the organisational and operational features of MU, in combination with the findings from the in-depth case studies across six sites, provided persuasive rationales for why MU provision is so unequal and so underutilised across England. A picture emerged of an alternative model of provision (MUs) struggling to embed itself alongside the existing, historical, 'taken for granted', default model (OUs), which is supported by powerful interest groups and dominant societal norms.

### Evidence of the undervaluing of midwifery-led units

A number of findings from our study pointed towards a picture of MUs being a marginalised, optional service that always gave way to the demands of the OU service, as McCourt *et al.*<sup>49</sup> also suggested in their case studies of AMUs.

Ninety-seven per cent of AMU midwives and 50% of FMU midwives were moved regularly during shifts, usually to the OU, with the resultant effect of one-third of AMUs and half of FMUs being closed more than once every 3 months for short periods of time. The net result was that often MU midwives were looking after low-risk women in OUs while the AMUs or FMUs stood vacant. Midwives in all the case study sites complained about this scenario. AMUs that were underutilised (i.e. birthing  $< 20\%$  of all women) were closed three times as frequently as units birthing  $> 20\%$  women. Miah and Adamson<sup>117</sup> comment on the

implications of regularly moving midwives back to the OU in their case study of the establishment of a new AMU. It undermined the ability of staff to build a 'safe normality' culture in the AMU because they were not only regularly removed from their preferred setting but had to adjust their philosophy to practice in the high-risk environment of the OU. Blaaka and Schauer Eri<sup>118</sup> describe this experience of ambivalence as a consequence of trying to straddle two belief systems and link it to occupational stress. Russell<sup>119</sup> also alludes to this in her review of factors that facilitate the embedding of midwifery-led care in hospital settings, suggesting that organisational and bureaucratic obstacles can 'make it impossible for workers to achieve a way of working true to their value and beliefs'.<sup>119</sup> The only exception to this would be the movement of midwives from MUs to OUs when women are transferred as it enables continuity of carer to be maintained,<sup>120</sup> though this was uncommon in the case study sites.

Women's focus groups revealed that the choice of a MU, though supported by all the provider interviewees in the case study sites that had MUs, did not translate into the experience of choice for service users. Some did not know that MUs were a birthplace option, some gave birth in MUs without knowing it and some did not even know a MU existed. At the same time, providers suggested that particular groups of women, sometimes based on ethnicity, did not like MUs, although this was not borne out by the women's responses. This echoes the findings of McCourt *et al.*'s study<sup>49</sup> of AMU provision, which was published prior to the updating of NICE intrapartum guidelines.<sup>91</sup> There was also considerable variation across the case study sites regarding the process for accessing MUs and this could vary not just by organisational idiosyncrasies but also by how local policies and processes were interpreted and enacted by individual midwives. Thus, a picture emerged across many sites of a haphazard, muddled pathway for gaining access to MUs, which defaulted to the dominant OU model frequently. A number of authors have critiqued the framing of birthplace choice, with evidence strongly suggesting that health-care professionals may guide women's choices by offering little information about alternatives to OU birth,<sup>121</sup> resulting in what has been variously called 'protecting steering'<sup>122</sup> or 'informed compliance'.<sup>123,124</sup> This was also found in our media analysis.

## Factors that have an impact on midwifery-led units

### *Economic*

The case study findings helped illuminate potential underlying mechanisms that begin to explain the low status of MU in contemporary maternity services. The first of these is the NHS climate of financial constraints.

Financial probity within trusts was mentioned across all sites as frustrating the development of MUs, thus illustrating the impact of the economic policy of austerity.<sup>125</sup> All respondents appeared to accept the need for trusts to save money as a 'fait accompli' and positioned maternity as competing with other trust services for a share of a limited budget. Within this competition for limited resources, management decisions from within the trusts were criticised for diverting resources to other specialisms away from maternity and MUs.

McCourt *et al.*<sup>49</sup> reported that MUs were often perceived by maternity care managers as a drain on the human and economic resources of OUs, with more limited awareness in evidence of the ways in which they provide cost-effective care through reducing the throughput of women in busy OUs and rates of unnecessary intervention.

We also found evidence that the understanding of tariffs and contracting in maternity services was poorly understood by clinicians within trusts. Cross-border collaboration, especially in regard to accessing neighbouring FMUs, was frowned on by some providers because they lost income to the FMU's host trust and were disliked by some women because, if they needed an intrapartum transfer, they could be moved to another hospital much further from home. Thus, the competitive nature of an internal market in health generated perverse incentives<sup>126</sup> and mitigated against choice.

### Risk and safety

The second factor gleaned from the case study sites with deleterious impacts on MUs was how culture and beliefs affected the respondents' interpretation of the evidence base of MUs. Risk<sup>127</sup> and safety<sup>128</sup> concerns were major contributors to these beliefs, with an acceptance that the medicalisation of birth was inevitable. These beliefs were shared across professional groups and have undermined efforts to develop MUs; they have effectively countered the evidential claims of the benefits of MUs.<sup>39</sup> Clinicians' concerns about risk in MU services are especially anomalous because the MUs-intended client group is, by definition, low risk, and one of the primary advantages of the model is lowering the risk of caesarean in this group.<sup>3</sup> Thus, the strapline for MUs should be that they improve the safety of low-risk women. However, respondents seemed unable or unwilling to make this distinction. Recent policy papers from the NHS England<sup>129</sup> and the RCOG<sup>130</sup> on safety in relation to reducing stillbirth omit mention of the contribution of midwifery-led care and continuity of carer to the broader context of safety, even though systematic reviews on both of these aspects of midwifery care show lower preterm birth rates and lower overall fetal and neonatal death rates.<sup>131</sup>

Medicalisation and a preoccupation with risk reduction may well have influenced the disproportionate increase in the numbers of AMUs in comparison with FMUs, reflecting a bias towards the hospitalisation of birth as AMUs are co-located with OUs by definition. Some of our case study data indicate provider preference for AMUs, with respondents assuming an equivalence in regard to the evidence base of AMUs and FMUs. However, the Birthplace in England study<sup>3</sup> unequivocally showed the superior performance of FMUs over AMUs, in both clinical outcomes and cost of each,<sup>46,132</sup> and subsequent analysis has strengthened this difference.<sup>25</sup> Our findings on institutional marginalisation and neglect of FMUs may also illustrate ambivalence in providers about the primary or secondary care status of low-risk maternity care. Policy documents already endorse community hubs and the choice of home birth. The vast majority of antenatal and postnatal services are situated in a community context, albeit provided by a mix of primary and secondary services, and keeping patients out of secondary care is a central driver for broader health-care policy.<sup>133</sup> Already a FMU has opened in a community hub,<sup>134</sup> so conceptualising low-risk maternity care as an explicitly primary care domain could assist in protecting women's option of a FMU birth.

Another aspect of the risk and safety discourse that became evident in the HoM interviews was closures of FMUs. This concerned the safety implications of a transfer time from FMU to OU. A transfer time in excess of 30 minutes was given as another rationale for closure, despite the fact that audits of transfers from FMUs suggest that more than half are non-urgent.<sup>87</sup> In addition, there was no evidence from the Birthplace in England study<sup>3</sup> of poorer neonatal or maternal outcomes from FMUs<sup>132</sup> that are rurally located, and birth outcomes in countries with very rural populations, including Scotland,<sup>135</sup> New Zealand,<sup>51</sup> Canada<sup>38</sup> and Australia,<sup>24</sup> indicate that careful risk assessment and judicious decision-making that anticipates complications can ameliorate this.<sup>136</sup> In fact, none of the FMU closures from the media analysis or the HoM interviews had been precipitated by clinical incidents.

Our data highlight a further unintended consequence of medicalisation: the deskilling of midwives in supporting normal labour and birth. This has been a consistent concern of authors ever since the almost universal hospitalisation of birth in the UK from the early 1970s.<sup>42,137,138</sup> At one level, this is a disturbing finding, as the World Health Organization, Nursing and Midwifery Council, which regulates midwifery practice in the UK, and university undergraduate midwifery programmes all define the role of the midwife in relation to normal birth skills.<sup>139,140</sup> Respondents in our study recommended mandatory training in normal birth skills to address this concern. Linked to a perceived deficit in skills, and arguably more influential, was a lack of confidence to make decisions in MU settings where midwives are more autonomous. The research on MUs shows that they provide exactly the environment to facilitate and develop this ability.<sup>47,96</sup>

### ***Inadequate leadership***

One of the curious findings from the case study sites was the ambivalence expressed by midwifery leaders and clinical midwives about the value of MUs given their well disseminated evidence base and the opportunity they present as a discrete, autonomous sphere of practice to bolster the professional status, work satisfaction, retention and well-being of midwives. We have already suggested that this may be partly explained by the internalisation by midwives of risk and medicalisation discourses that they are constantly exposed to and the lack of support for midwives from their managers when adverse events occur.<sup>141</sup> Organisational theory proffers another explanation: system justification theory.<sup>142</sup> This states that individuals hold system-justifying beliefs, even when it works against their interests, because it serves a palliative psychological function, protecting them from unknowns while perpetuating a sense of dependence. System-justifying theory applies in the context of individuals or groups with a relative sense of powerlessness<sup>143</sup> and a body of research has illuminated this phenomenon in NHS midwives.<sup>68,144,145</sup> This resonates with Roberts' analysis<sup>146</sup> of the behaviours of oppressed groups, using nursing as a focus, and may explain why some midwifery managers express ambivalence about MUs. Roberts<sup>146</sup> suggests that in order to gain promotion, managers learn to acquiesce to the values of the dominant group, in this case obstetricians, who are more likely to be opposed to MUs.<sup>147</sup>

### ***Gender***

Finally, in seeking to make explicit how Waring's<sup>84</sup> typology of power, organisation, culture and knowledge intersect to undermine the embedding of MUs into maternity services, an examination of gender is apposite, as MUs serve women and are staffed almost exclusively by women. Like wider society, the NHS reflects patriarchal values and practices regarding the gender pay gap,<sup>148</sup> gendered effects on health inequality,<sup>149</sup> fewer promotional opportunities for women in the medical specialties,<sup>150</sup> under-researching of women's health<sup>151</sup> and the subordination of the predominantly female nursing and midwifery professions.<sup>152,153</sup> Midwifery and maternity care has a well-documented history of gender discrimination,<sup>68,154</sup> a legacy of which persists through to the present.<sup>155</sup> In addition, some feminists have criticised managerialism as toxic to innovation and self-governing small teams,<sup>156</sup> both of which are characteristic of FMUs, in particular.<sup>93,157</sup> Though no specific references were made by respondents to the impact of gender on the development and sustainability of MUs, the nature of the broader contextual factors support this view.

## **The plight of free-standing midwifery units**

### ***Rationale for closures***

The stagnation in the growth of FMUs since the Birthplace in England study<sup>3</sup> (while AMUs have nearly doubled in numbers), was a surprising finding and is further evidence that FMUs are viewed as an optional and marginal element in service provision. The findings from the media analysis and HoM interviews of closed FMUs demonstrate that FMUs function within the influence of strong cultural norms around place of birth, and that awareness and understanding of the evidence is low not only among media reporters but also among health service decision-makers.

The two dominant problems posited as reasons for closure – that FMUs were underused and too expensive – were used to frame the media coverage. These were underpinned by a number of strong cultural assumptions around provision of a FMU service:

- the superior safety of the medical model
- that FMUs are costly and not sustainable
- that FMUs and AMUs offer essentially an identical service
- that women have a free choice about where to give birth and do not choose this care.



Despite evidence to the contrary about each of these assumptions, media reporting presented proposed closures of FMUs and the justifications for them in the above terms, using women, their families and campaigners against closures to offer an 'alternative perspective', with the harder task of refuting the dominant narrative and countering these assumptions.

These rationales for closure were common, despite the extant scientific evidence that FMUs are as safe as hospital for babies and safer for mothers,<sup>3</sup> and that FMUs are the most cost-effective birthplace for low-risk women, even when occupancy is at an average rate of 30%.<sup>46,54</sup> They also failed to acknowledge the evidence that women are offered limited information<sup>138</sup> and that the choice to plan birth out of hospital is highly constrained by social norms.<sup>158</sup>

One way of understanding the rationale for closures is that decision-making often takes place within managerial utilitarian frameworks,<sup>156</sup> which consider the directly observable local costs of buildings and staffing of FMUs, without including reference to corresponding savings in the acute service of, for example, theatre time or medical staffing. Nor do the economic implications for the whole maternity service or the negative impact on rural communities appear to figure in these judgements. It also reflects a widespread belief that consumer choices of women are primary and that women have the means to exercise free informed choice in relation to place of birth. Positioning the service user as a 'consumer' therefore favours existing models that are already known to women and accepted and preferred by many health professionals. A managerialist framework also suggests that maternity services should operate on a market model and that such a model produces efficiency and effectiveness;<sup>159</sup> this sets up an expectation that the service should sustain itself through its own generated income and mitigates against the more comprehensive analysis provided by health economic evaluation, which takes into account the consequences of decisions and actions by the individual woman and other parts of the system (e.g. the costs of higher intervention rates in OUs).

In contrast to the managerial view described above, service users and politicians campaigning against closure of FMUs privileged women's rights to birth locally. They believed that trusts had a duty to provide FMUs and support women's opportunities to choose them. This 'rights' model implies that a hospital trust would have responsibility to provide a clinically effective service, regardless of whether or not it was financially self-sustaining. The arguments for or against closure in the media analysed were rarely supported by evidence on the cost or clinical outcomes of FMUs themselves, possibly as commentators' lack access to such knowledge.

Thematic analysis of the HoM interviews where FMUs had closed demonstrated an acceptance of the underutilisation and cost rationales that dominated the media coverage. In regard to underutilisation, no justification exists in the literature of a threshold of viability for FMUs. Our mapping survey revealed that some FMUs only open for intrapartum care, whereas others run other maternity-related services (e.g. antenatal and postnatal clinics, antenatal education classes and ultrasound scanning) out of these facilities. This helps justify the ongoing utility costs. We found only one trust that kept their rural FMUs open to honour local women's choice of birthing there, rather than close them as a perception of saving money, in an echo of the 'rights' model mentioned above. The rarity of this illustrates how much financial arguments dominate trusts' decision-making.

### ***Institutional control***

Although findings from the media analysis help to explain the stagnation in numbers of FMUs, the case study data suggest another dynamic at work. FMUs are by definition detached and separate from their trust host sites and their scale is dwarfed by comparison. We found evidence that they can be subjected to a mixture of managerial neglect and authoritarian control from their host trusts. This manifests in using FMUs to solve capacity crises in the host trust, while threatening them with closure at other times, restricting opportunities for FMU staff to promote their services, low FMU visibility in maternity notes that record place of birth choice, FMU midwives experiencing a negative reception in OUs when transferring

women in labour and FMU staff not being consulted on strategic changes that affect them. These behaviours are suggestive of a form of institutional or organisational bullying/discrimination in which a dominant model takes precedence over a subordinate model.

We did an extensive search of the literature to help explain the treatment of smaller organisational units within a larger umbrella institution. We are capturing another dynamic of 'organisational/institutional bullying' that operates at the organisational/institutional level and should not be explained away by blaming rogue individual managers.<sup>160,161</sup> This does not wholly capture the dynamic we observed. Part of the explanation may reside with the advent of new managerialism exercised within the NHS,<sup>162</sup> which emphasises organisational control, a centralised hierarchy and performance. This provides a strong rationale for penalising underperformance (e.g. low birth numbers in a FMU) without examining how this could be addressed collaboratively. Douglas's theory<sup>163</sup> of grids and groups in organisation refers to enclaves: autonomous, non-hierarchical small spaces, which McCourt *et al.*<sup>95</sup> liken to MUs. Though enclaves can create a therapeutic space in which both staff and clients can flourish, they tend to have an uneasy relationship with their host organisations, which operate hierarchically. Over a decade ago, the contrast between host trust and FMU management styles were juxtaposed as typical of modern compared with postmodern organisations,<sup>93</sup> with the former characterised by 'command and control' and the latter by a decentralised and autonomous ethos.<sup>164</sup> The current NHS England strategic initiative of sustainability and transformation plans (STPs)<sup>165</sup> appears to exhibit some features of the modern organisation. Walshe<sup>166</sup> has criticised STPs for not consulting local stakeholders and being driven by an imperative to rationalise services, a claim supported by findings from two case study sites in which midwives advised that STPs are recommending the closure of their respective FMUs.

There also appears to be an element of horizontal bullying among midwives, particularly from OU midwives of FMU midwives at the point of transfer from FMU to OU, a phenomena that McCourt *et al.*<sup>49</sup> found at the AMU/OU interface and also Curtis *et al.*<sup>145</sup> in the broader maternity services.

### **Unpopular with women?**

One key finding from across the study was that there is a widely held belief that women are unlikely to willingly choose FMUs, and this was frequently cited within our case studies and in our media analysis as a reason for either closing or failing to establish a FMU. However, previous research has suggested this notion requires further critical engagement. van Teijlingen *et al.*'s<sup>167</sup> reflections challenge this idea. They expounded on the limitations of satisfaction surveys in maternity care by coining the phrase 'what is, must still be best'. This phrase captures the idea that people default to what they have experienced when asked to appraise one type of care in comparison to an alternative not currently available. In addition, previous studies examining information provision for services users have found that women are frequently either not provided with information or provided with information that is not neutral and evidence based.<sup>49,168</sup> An instructive example of its application occurred in the 1990s post the Changing Childbirth Report,<sup>169</sup> which recommended that women be cared for by a known midwife in labour. This required major change to midwives' work pattern and was resisted by many local maternity services that argued that women were happy with the status quo of being cared for in labour by a competent, kind but unknown midwife.<sup>170</sup> However, as the evaluations of continuity of carer schemes, such as case load midwifery, were published, it became clear that having a known carer in labour was highly valued by women who experienced it<sup>171,172</sup> and has subsequently become a central feature of current maternity care policy.<sup>173</sup> Thus, provider beliefs that service users would not choose FMUs may spring from a spurious rationale.

## **Increasing the utilisation of midwifery-led units**

### **Leadership and champions**

We have identified a number of the underlying factors that deter the development of MUs in England. We now turn to ways of addressing these by examining evidence-based strategies shown to assist large organisational change and exemplars of good practice from our case study sites.



A body of organisational research has systematically reviewed the research on change of this magnitude in health-care systems. Best *et al.*'s<sup>174</sup> realist review found five factors that facilitated large-scale system change. They were:

1. blending designated leadership (someone in charge of the programme) with distributed leadership (professionals/partner organizations sharing responsibility for delivering the programme)
2. establishing a feedback loop (measures of effectiveness)
3. attending to history (local timeline, events and circumstances)
4. engaging physicians
5. including patients and families.

The importance of leadership was a key finding from our case studies. For the successful development and operationalisation of MUs, leadership needs to be exercised vertically, via the layers of organisational hierarchy, and horizontally, across different professional groups, and at each of these levels designated leadership and distributive leadership should be combined.

Armidale best illustrated this approach. There was a strategic vision for MUs that was shared across the senior managers from the trust, the maternity unit and the commissioners. A well-networked and respected leader led the project (first factor). There was sign-up by middle and clinical managers and their teams in the maternity unit hierarchy, including obstetricians and paediatricians (fourth factor), one of whom acted as an additional champion. This was followed by an extensive engagement exercise with service users (fifth factor). Apart from achieving a consensus from maternity unit stakeholders, this strategic approach acted as a catalyst for devising organisational models and processes that facilitated the realisation of the vision in practice. Reflection and evaluation were part of the process (third factor). Other case study sites lacked this planned approach or the ability to sustain a plan over time and were characterised by procrastination, frequent revision of existing plans and poor organisational processes when plans were implemented. Leaders' ambivalence regarding the vision for MUs, contradictory views about the appropriate model of MUs among clinicians and the absence of serious engagement with a representative sample of service users were also evident in some of the case study sites.

An important component of leadership was the identification and subsequent impact of having 'champions'. Champions of MUs were clinicians, managers or service users who were highly influential in promoting the service and recruiting support for it. The marketing research literature is instructive in evidencing the value of brand champions<sup>175</sup> and how leaders can facilitate the identification and empowering of brand champions.<sup>176</sup> Morhart *et al.*<sup>176</sup> demonstrated that a combination of both transactional (*quid pro quo*) leadership and transformational (inspiring and modelling) leadership contribute to producing brand champions. This was reflected in our data, in which services employed an element of performance management targets to increase MU usage and high-visibility, passionate advocates to lead MU initiatives.

More often in the case study sites, individuals lamented the lack of leadership and the absence of champions, which they believed was a central contributor to the under performance of their MUs.

### **Core staff and consultant midwives**

Having core staff, especially in AMUs, may contribute to better utilisation and although this is an established principle in recent Australian maternity care reform,<sup>177</sup> there is very little mention of it in the UK maternity care literature. McCourt *et al.*<sup>95</sup> commented on the presence of core staff in MUs in their case studies of AMUs, reporting that managers saw an appropriate level of core staffing as vital to maintain skills and continuity of care in the unit. Our mapping revealed almost universal presence of core staff in AMUs, perhaps reflecting the wisdom of promoting ownership of AMUs by their presence. Having a clinical lead midwife in an AMU was less common; however, those trusts with a clinical lead midwife also had a higher

percentage of overall births in their AMU. However, it is the role of a consultant midwife that may be the most effective way of both developing and supporting MUs. The RCM and the RCOG<sup>92</sup> recommend the employment of one consultant midwife per 900 low-risk births and Guest *et al.*'s<sup>178</sup> review of the role found that it increased midwifery-led care births. The opening of some MUs has been led by consultant midwives<sup>179</sup> and our data suggest that their presence in MUs increases their utilisation. However, only 40% of MUs in our mapping survey had a consultant midwife. When consultant posts in nursing and midwifery were introduced in 2000, the policy rhetoric was that they were a nursing/midwifery equivalent to consultants in the medical specialities. However, 20 years on, consultant midwife numbers in maternity units are nowhere near approaching those of obstetricians, whose absence from OUs would be unthinkable. The original intention of this role was to provide better outcomes for patients by improving the quality of services, strengthen clinical leadership and to assist in retaining experienced nurses and midwives by increasing the range of career options.<sup>178</sup> We are therefore encouraging every trust with MUs birthing > 900 women per year to consider appointing a consultant midwife.

### Operational models

Our evidence suggests that having a policy whereby low-risk women are routinely allocated to the AMU (opt out) contributed significantly to higher usage. McCourt *et al.*<sup>49</sup> stressed that this organisational arrangement optimised AMU use in their ethnographic studies related to the Birthplace in England study.<sup>3</sup> It could be argued that an opt-out policy compromises women's choice of an OU if they are low risk. However, it is how the choice is framed that is the key. It was clear from our study (see *Chapter 4*) that inequality of access to information is primarily a matter of women not being given information about the option of MU care. Similarly, McCourt *et al.*,<sup>49</sup> in their study of AMUs, found that women's key concern in relation to informed choice was that of not having information that MUs were an option for them. The opt-out policy reflects the research evidence concerning the benefits of AMUs for low-risk women and therefore should be understood as the appropriate care setting in the same way that an OU is the appropriate setting for a woman with pregnancy or labour complications. As AMUs are adjacent to OUs, transfer if requested by women can be seamless. Having an opt-out policy for FMUs could also be explored. FMUs have the additional advantage of being a local provision and therefore meeting the wider health service principle of moving care closer to home.<sup>180</sup> If particular ethnic groups have reservations about an opt-out policy, this can be addressed by how staff approach engaging with them as demonstrated in case study site 1 (see *Chapter 4, Individual characteristics*).

Another interesting finding from our survey was the frequency of access criteria being changed to allow medium-risk women into AMUs. This may have inflated the utilisation of higher-performing AMUs and resulted in more obstetric involvement in them, presumably because complications occurred more often. This appears inconsistent with clinical governance policy, especially when some suitable low-risk women are being cared for on OUs. However, Gillen and Healy<sup>181</sup> make the argument for more flexible criteria for access to AMUs on the basis that immediate back-up is available, and they have produced new guidance for Northern Ireland in this regard. McCourt *et al.*<sup>49</sup> reported that obstetric consultants often expressed a preference for higher-risk women to be admitted to an AMU outside usual guidelines, in preference to a choice to birth at home, although some clinical midwives expressed concerns about the possible implications for practice in MUs. This perhaps reflects the documented view in obstetrics that AMUs offer a kind of halfway option owing to their proximity to the OU.<sup>182</sup> McCourt *et al.*<sup>49</sup> also found in their AMU study that consultant midwives played a key role in some sites in facilitating higher-risk women birthing in AMUs where they ran special clinics in close liaison with obstetricians. Nonetheless, an analysis of the clinical outcomes of higher-risk women in the Birthplace in England study<sup>3</sup> found that higher-risk women who planned birth at home had comparable outcomes to those who planned birth in an OU.<sup>183</sup> Rates of adverse outcome overall were greater than for lower-risk women, but no difference was found between OUs and out-of-hospital settings. The women who opted for home birth 'out of guidelines' tended to have more moderate risk levels, such as one prior caesarean section. Their profile is perhaps similar to that of women who are in some cases able to plan care in AMUs. The issue requires investigation in further studies.

## Increasing the availability of free-standing midwifery units

Addressing the plight of FMUs is urgent in the current climate. The most successful FMU in our case study (Armidale) was introduced following an extensive engagement process with multiple maternity care stakeholders, particularly service representative groups. Armidale's experience challenged the notion that some ethnic groups resist FMUs because a minority community that the FMU serves accepted and embraced the idea after the engagement period. After the opening of the FMU, trust maternity staff prioritised promoting the service to the local population and continue to do so. As it is a new service and therefore unfamiliar to childbearing women, this promotion was essential in their view. The midwives actively recruit women into the FMU and this recruitment was regularly reviewed. The integrated staffing model promoted a sense of ownership and attachment to the FMU among the midwives, and increased the likelihood of them caring for women in labour from their case load, which further incentivised them to attract women to the unit.

Most importantly, trusts need to view their FMU(s) as central to the broader maternity service provision and a necessary choice for low-risk women. In particular, the common perception that FMUs are a financial burden unless operating at maximum capacity is challenged by the available evidence stating that they are cheaper than birthing the same women in an OU, even when they are being used around 30% of the time. This is because health economists factored in the savings they generate in less maternal morbidity.<sup>46,54</sup> FMU facilities could also be used for other outpatient services and could arguably operate as part of a community hub as envisaged by the Better Births<sup>115,173</sup> policy document. Wirral University Teaching Hospital NHS Foundation Trust has opened a 'pop-up' FMU within Seacombe Children's Centre in an innovative response to the government's call for more women to birth in MUs.<sup>134</sup> They view it as a transition phase towards a permanent FMU for women in that area.

## Addressing professional territorialism

An 'us and them' culture between MUs and OUs found in the case study sites reprises an existing theme in the midwifery literature, highlighted in research into both midwifery-led care<sup>47</sup> and birth centres.<sup>184</sup> Research and policy have previously asserted the importance of team work for ensuring a safe maternity service,<sup>128,185</sup> but this has sometimes been invoked to resist separate midwifery-led spaces in maternity hospitals<sup>21</sup> and to install obstetricians as heads of teams.<sup>186</sup> Walsh and Devane<sup>47</sup> have written about the need for mutual respect, trust and collaboration at the interface of midwifery-led care and obstetric-led care, a relationship that mirrors the interface between primary and secondary care.<sup>187</sup> Role modelling from midwifery and obstetric leaders,<sup>188</sup> regular audit meetings based on equality and reciprocity<sup>22</sup> and a shared vision for quality in service delivery<sup>189</sup> can ameliorate any conflict at this interface.

## Continuity models

Finally, our findings regarding case-loading services available across MUs in England have implications for the implementation plan following on from Better Births,<sup>115,173,190</sup> which has the objective of embedding continuity of carer models (e.g. case load) through all phases of childbirth care. Case loading was extremely uncommon in our study, with only 1–2% of women having access to it. However, service users expressed a strong desire for continuity of carer models, including during the intrapartum phase, and some expected it to be integral to MU care. We believe that the development of MUs provides an ideal opportunity for trusts to explore continuity of carer models. In addition, a case-loading model, building on the integration of community midwifery teams with some MUs, may help to address some of the staffing challenges reported by maternity services managers, including the 'pulling' of midwives identified in our mapping survey.

The next chapter details the overall conclusions from the study, the study's strengths and weaknesses and the implications for policy, education, practice and research.



## Chapter 7 Conclusions

Maternity care policy has remained consistent on the need for women to be offered choice regarding place of birth in England, to specifically include MUs, both alongside and freestanding, as well as provision for home birth care, since 2007.<sup>2,173</sup> Since 2014, the NICE intrapartum guidelines have recommended MUs for low-risk women because they reduce labour and birth interventions, notably caesarean rates.<sup>39</sup> Our mapping showed that there are now more MUs than ever before and that the growth has been in AMUs.<sup>88</sup> There has been an associated increase in the percentage of births in MUs in England by 9% over a 6-year period. However, the growth in MUs is unequally distributed across the country, there remains a minority of trusts without any MUs and the provision of FMUs is limited compared with AMUs. In addition, the utilisation of MUs is extremely variable, with the majority providing birthing services for < 20% of their total population. Best available evidence suggests that this figure could be as high as 36%,<sup>5</sup> but only one trust in our survey exceeded 30%.

The stagnation in the numbers of FMUs is concerning, given their marginally better evidence base, both in clinical effectiveness and in cost-effectiveness, compared with AMUs.<sup>25,46,54</sup>

One can extrapolate from these results that many low-risk women continue to birth in OUs where the risk of caesarean and other birth interventions is increased, maternal satisfaction is decreased and care is more expensive. Potentially, this could represent around 45,000 low-risk women per year in England who could birth in a MU but currently have no access to one or are not using existing ones.<sup>7</sup>

The mapping exercise also described suboptimal organisational processes within MUs, with the frequent movement of staff out of them to work on OUs and the regular closure of MUs as a consequence. Access to MUs was frustrated by the absence of a streamlined care pathway during pregnancy and inadequate mechanisms for service users to obtain information and exercise choice about and for them.

Local media analysis of a recognised cycle of opening and closing of FMUs revealed how dominant discourses of safety<sup>191</sup> and austerity<sup>192</sup> resist the competing discourse of women's choice regarding place of birth.<sup>173</sup> In fact, it co-opts the choice discourse by repositioning it as evidence that women do not want FMUs. Interviews with senior midwifery managers in sites where a FMU had closed revealed that these safety and austerity discourses were broadly endorsed by them.

The case study analysis helped illuminate why MUs are still not available in some trusts and underused in many. The OU model has had decades to establish itself as the default, overwhelmingly dominant place of birth in England. Home birth and FMU have existed alongside it over those decades, but in a marginal way, consistently accounting for < 3% of all birth.<sup>193</sup> AMUs are a relatively new phenomenon, yet they have seen an exponential increase in use over the past 6 years, which, in itself, could reflect a bias to an OU model, as AMUs are co-located. Our analysis revealed the potent influence of a number of discourses favouring the status quo, including risk<sup>127</sup> and medicalisation.<sup>194</sup> Managerialism in large host trusts, emphasising organisational control, a centralised hierarchy and performance,<sup>162</sup> can result in the marginalisation of smaller, detached organisational units, like FMUs, which become a soft target for closure.

Based on the findings from all three phases of the study, we have suggested a range of potential strategies in *Chapter 6* to increase the access and utilisation of MUs within current English maternity services. These are directed at providers, commissioners, educational institutions and service users. This 'whole systems'<sup>195</sup> approach may be required to address the powerful underlying mechanisms shaping current service provision.

The next section summarises these implications.

## Implications

For maternity services to maximise women's choice and to develop and fully utilise FMUs and AMUs, commissioners need a thorough knowledge of the evidence base of both FMUs and AMUs, both their clinical and their financial benefits. They also need to understand the clinical and organisational differences between these two forms of MU and their respective merits for service users and midwives. CCGs could consider appointing a clinical lead for maternity. Joint commissioning of FMUs could be explored across geographical and commissioning boundaries so that FMUs are an option for women wherever they live. Issues around tariffs, sharing maternal records and maintaining clinical continuity would need to be resolved to make this seamless.

Our research suggests that local maternity systems<sup>115</sup> could provide leadership and support for development and utilisation of both AMUs and FMUs and their interface with STPs needs to be addressed.

The following suggestions, aimed at providers, are offered to address the current low status and priority that MUs occupy compared with OUs; addressing these has potential to achieve a more integrated and balanced approach to maternity service provision.

Our research suggests that heads and directors of midwifery could operate at a strategic level to include trust boards, local maternity system boards and commissioning groups, where they can inform and champion MUs. Trusts with > 1000 birth per year in their MUs could consider appointing a consultant midwife to oversee that provision. In addition, MUs could explore having a designated midwifery and obstetric champion and MU managers being at an equivalent level in their organisation to those responsible for OUs.

There is a need to raise the profile of MUs among commissioners, primary care health professionals and the local community, and this could include social media platforms and local media outlets. One approach to extending choice is making sure all women are provided with information about MUs as a place of birth option in accessible language that communicates their evidence base. Discussion about birthplace could be raised by community midwives in early pregnancy and revisited throughout the pregnancy, especially at 36 weeks as part of a birth options discussion, and again at onset of labour.<sup>114</sup> Given the prior evidence and the findings from case studies within this research, one approach that could be considered for more general adoption is allocating women to AMUs and FMUs as an 'opt out' rather than a secondary option. Visiting an AMU or FMU, hosting antenatal clinics and holding antenatal education in them is to be encouraged for all women considering them as a place of birth. Audit data related to MU use, women's experiences and outcomes is important. All of the above could be embedded in a midwife-led care pathway that is standardised across the entire service and addresses criteria for referral from midwifery to obstetric services and the process of referral.

The study found frequent movement of staff out of MUs to OUs and altering these staffing arrangements would appear to be important in maximising MU availability and utilisation. This could be addressed by robust triaging at the point of labour admission so that women labour in the appropriate setting for their risk status. Transfer of midwives from AMU to OU is sensible in the context of accompanying a woman who has developed complications to ensure continuity of carer, though this was uncommon in our case study sites. Arguably, implementing case load models would be the most rational way of ending frequent staff movement, as then a midwife would follow the woman she is caring for according to the woman's clinical need.

The stakeholder discussion proposed that the nurturing of skills for working in MUs be addressed through incorporating a range of normal birth skills as part of mandatory training requirements. These could include examining decision-making processes, using actual case scenarios, especially when there is clinical uncertainty. The maintenance of emergency skills drills, already mandatory, could be augmented by random emergency skill drills in FMUs, which were highly valued by midwives in one of the case study sites.

The discussion also highlighted that to help avoid divisions between staff groups and location settings (OUs and MUs), multidisciplinary education and review meetings could be considered.

Finally, the stakeholders emphasised that trust finance managers may benefit by being provided with detailed but accessible information about the evidence base and wider health economic implications related to utilisation of MUs.

Free-standing midwifery units in some of the case study sites were used for a variety of day and evening clinics and/or education purposes for local childbearing women. This served the dual role of maximising the usefulness of the space and countering negative perceptions held by some women that FMUs were closed if they were not being used for births. Another potential use is as a community hub envisaged in *Implementing Better Births: A Resource Pack for Local Maternity Systems*<sup>15</sup> and, depending on services using them, this has potential to increase income for the maternity service.

## Recommendations for future research

Our recommendations for future research comprise questions to further evaluate and explicate MU provision and the appropriate combination of mixed methods for examining major organisational change:

- examine optimum staffing models for MUs, including case load, integrated community and hospital midwives' models and the core staff model
- undertake a comparison of adjacent AMUs and different floor locations of AMUs to ascertain optimum functioning
- more detailed mapping of MU organisational processes to identify best practice, to include developing a more streamlined MU pathway that tracks referrals back from obstetric-led care if complications resolve
- action research to examine best practice at the MU/OU interface
- examine how best to integrate, value and sustain FMU provision within the envelope of other maternity service provision
- explore rural settings where multiple small FMUs exist, to investigate how appropriate models can be developed and sustained.

## Strengths and limitations

Securing a 100% response rate was important in undertaking a service mapping of all provision of MUs in England. However, service configurations are constantly changing, in terms of trusts merging, the opening of AMUs and FMUs and the closing of FMUs in particular, so our results will need updating within 5 years. Data on the number of births in MUs were revised sometimes by HoMs when their initial figures were at variance with Which? data that we already had. The robustness of data systems varies across trusts so we cannot be sure of the accuracy of exact birth figures, but we are confident that they are accurate  $\pm 100$  births per year.

We were able to identify organisational characteristics of MUs not previously recorded in the literature that either facilitated or created barriers to MU use (e.g. movement of MU staff, process for accessing MUs). These were subsequently fed back to the stakeholder workshop and stimulated attendees to devise possible strategies to address them. However, the examination of organisational processes within MUs was hampered by missing data in a few of the categories (e.g. frequency and time length of closures of FMUs). In addition, the structured questionnaire did not capture enough detail in some of the categories to adequately understand some processes. Though we had piloted the questionnaire, there are so many organisational variations between MUs that our questions could not cover all variants. Thus, our ability to delineate processes was hampered. However, the strength of a comparative case study methodology is the



richness and breadth of data that can be captured across multiple sites with contrasting organisational characteristics. In addition, focus groups generated discussion and insight that is unlikely to be obtained by individual interviews. They were particularly effective in comparing service user perspectives with provider perspectives from within the same case. We were unable to get access to trust documentation regarding MU policies and organisation, which may have helped triangulate data from the interviews and focus groups. However, we did interview a wide spectrum of stakeholders across all case study sites and the focus groups were well attended. Inevitably, we were not able to include all representative groups of service users in the focus groups (e.g. we did not have translation services), so all respondents needed to speak English. In addition, as previously mentioned, we were reliant on local informants to assist us with recruitment to service user focus groups. This resulted in a spread of women of different parity, age, ethnicity and from rural and metropolitan areas, but was not as successful in relation to social class. Another limitation was that we did not consider factors, apart from geography, that could impact equity of access as a criterion for service user recruitment. Despite considerable efforts, we were only able to recruit one finance director and this may have reduced the comprehensiveness of our finance-related data. Having only six case study sites out of a possible 134 may compromise the transferability of our implications, although we developed careful criteria for selecting the sites to make them as representative as possible.

The CFIR utilised for analysing the case study data was helpful in making explicit generic categories that had an impact on implementation. However, it was less useful when complex interventions had been introduced over varying time frames, across a range of sites, because some of the domains of the framework (e.g. process) assume a comparable timeline.

The strength of the stakeholder workshop was in bringing together and achieving multiconstituency discussion of barriers to and facilitators of the utilisation of MUs in England. It is by no means easy to engage some of these constituencies because of the varied demands on them. A further strength was in the continued active contribution of members of the service user group for this research through presentation and co-facilitation of group discussions.

Perhaps unsurprisingly, the focus of discussions prioritised barriers and interventions to address these. In hindsight, although some very innovative examples of good practice were shared, greater emphasis on identifying supportive factors and how those could be further enabled may have generated additional actionable strategies.



# Acknowledgements

We are extremely grateful to all who contributed to the study, including HoMs for their support to the stage 1 mapping phase, all who contributed in interviews or focus groups in the stage 2 case study phase and participants at the stage 3 stakeholder event.

We would also like to thank the members of the service user reference panel for their invaluable contributions: Melissa Thomas, Leanne Stamp, Samantha Foulke and Joanne Wyler.

We would like to thank Dr Juliet Rayment for her contribution to the media analysis of FMUs that had closed and Which? Birth Choice for allowing us access to their data.

We would also like to acknowledge and thank Sheila Adamson at the University of Nottingham for all her work as the research secretary over 24 months.

## Contributions of authors

**Denis Walsh** (Chief Investigator, Associate Professor in Midwifery) was the principal author, was responsible for drafting and revising content critically for important intellectual content, provided substantial contribution to the interpretation of data, provided final approval of the version to be published, and agreed to be accountable for all aspects of the work, ensuring that questions related to the accuracy or integrity of any part of the work are appropriately investigated and resolved.

**Helen Spiby** (Co-investigator, Professor in Midwifery) authored *Chapter 5*, drafted and revised content critically for important intellectual content, provided substantial contribution to the interpretation of data, provided final approval of the version to be published and agreed to be accountable for all aspects of the work, ensuring that questions related to the accuracy or integrity of any part of the work are appropriately investigated and resolved.

**Christine McCourt** (Co-investigator, Professor in Maternal Health) was the author of *Chapter 3*, drafted and revised content critically for important intellectual content, provided substantial contribution to the interpretation of data, provided final approval of the version to be published and agreed to be accountable for all aspects of the work, ensuring that questions related to the accuracy or integrity of any part of the work are appropriately investigated and resolved.

**Dawn Coleby** (Senior Research Fellow) was responsible for drafting and revising content critically for important intellectual content, provided substantial contribution to the interpretation of data, provided final approval of the version to be published and agreed to be accountable for all aspects of the work, ensuring that questions related to the accuracy or integrity of any part of the work are appropriately investigated and resolved.

**Celia Grigg** (Research Fellow) was the author of the updated literature review and women's focus group findings (see *Chapters 1 and 4*), drafted and revised content critically for important intellectual content, provided substantial contribution to the interpretation of data, provided final approval of the version to be published and agreed to be accountable for all aspects of the work, ensuring that questions related to the accuracy or integrity of any part of the work are appropriately investigated and resolved.

**Simon Bishop** (Co-investigator, Senior Lecturer in Business School) was responsible for drafting and revising content critically for important intellectual content, provided substantial contribution to the interpretation of data, provided final approval of the version to be published and agreed to be accountable for all aspects of the work, ensuring that questions related to the accuracy or integrity of any part of the work are appropriately investigated and resolved.

**Miranda Scanlon** (Co-investigator, Service User) drafted and revised content critically for important intellectual content, provided substantial contribution to the interpretation of data, provided final approval of the version to be published and agreed to be accountable for all aspects of the work, ensuring that questions related to the accuracy or integrity of any part of the work are appropriately investigated and resolved.

**Lorraine Culley** (Co-investigator, Emeritus Professor of Social Science and Health) drafted and revised content critically for important intellectual content, provided substantial contribution to the interpretation of data, provided final approval of the version to be published and agreed to be accountable for all aspects of the work, ensuring that questions related to the accuracy or integrity of any part of the work are appropriately investigated and resolved.

**Jane Wilkinson** (GP Commissioner) drafted and revised content critically for important intellectual content, provided final approval of the version to be published, provided substantial contribution to the interpretation of data and agreed to be accountable for all aspects of the work, ensuring that questions related to the accuracy or integrity of any part of the work are appropriately investigated and resolved.

**Lynne Pacanowski** (HoM) drafted and revised content critically for important intellectual content, provided final approval of the version to be published, provided substantial contribution to the interpretation of data and agreed to be accountable for all aspects of the work, ensuring that questions related to the accuracy or integrity of any part of the work are appropriately investigated and resolved.

**Jim Thornton** (Professor of Obstetrics) drafted and revised content critically for important intellectual content, provided substantial contribution to the interpretation of data, provided final approval of the version to be published and agreed to be accountable for all aspects of the work, ensuring that questions related to the accuracy or integrity of any part of the work are appropriately investigated and resolved.

## Publications

Walsh D, Spiby H, Grigg CP, Dodwell M, McCourt C, Culley L, *et al.* Mapping midwifery and obstetric units in England. *Midwifery* 2018;**56**:9–16.

Walsh D, Spiby H, McCourt C, Grigg C, Coleby D, Bishop S, *et al.* Factors influencing the utilisation of free-standing and alongside midwifery units in England: a qualitative research study. *BMJ Open* 2020;**10**:e033895.

## Data-sharing statement

All available data can be obtained by contacting the corresponding author.

## References

1. Walsh D, Spiby H, McCourt C, Grigg C, Coleby D, Bishop S, *et al.* Factors influencing the utilisation of free-standing and alongside midwifery units in England: a qualitative research study. *BMJ Open* 2020;**10**:e033895. <https://doi.org/10.1136/bmjopen-2019-033895>
2. Department of Health and Social Care. *Maternity Matters: Choice, Access and Continuity of Care in a Safe Service*. London: Department of Health and Social Care; 2007.
3. Brocklehurst P, Hardy P, Hollowell J, Linsell L, Macfarlane A, McCourt C, *et al.* Perinatal and maternal outcomes by planned place of birth for healthy women with low risk pregnancies: the Birthplace in England national prospective cohort study. *BMJ* 2011;**343**:d7400. <https://doi.org/10.1136/bmj.d7400>
4. National Institute for Health and Care Excellence (NICE). *Intrapartum Care Quality Standard*. London: NICE; 2015.
5. Sandall J, Murrells T, Dodwell M, *et al.* The efficient use of the maternity workforce and the implications for safety and quality in maternity care: a population-based, cross-sectional study. *Health Serv Deliv Res* 2014;**2**(38). <https://doi.org/10.3310/hsdr02380>
6. National Audit Office (NAO). *Maternity Services in England*. London: NAO; 2013.
7. Walsh D, Spiby H, McCourt C, Bishop S, Dodwell M, Culley L, *et al.* *Factors Influencing the Utilisation of Free-standing and Alongside Midwifery Units in England: A Mixed Methods Research Study*. URL: [www.journalslibrary.nihr.ac.uk/programmes/hsdr/140428/#/](http://www.journalslibrary.nihr.ac.uk/programmes/hsdr/140428/#/) (accessed 10 September 2019).
8. Bernitz S, Rolland R, Blix E, Jacobsen M, Sjøborg K, Øian P. Is the operative delivery rate in low-risk women dependent on the level of birth care? A randomised controlled trial. *BJOG* 2011;**118**:1357–64. <https://doi.org/10.1111/j.1471-0528.2011.03043.x>
9. Cheung NF, Mander R, Wang X, Fu W, Zhou H, Zhang L. Clinical outcomes of the first midwife-led normal birth unit in China: a retrospective cohort study. *Midwifery* 2011;**27**:582–7. <https://doi.org/10.1016/j.midw.2010.05.012>
10. Hendrix M, Van Horck M, Moreta D, Nieman F, Nieuwenhuijze M, Severens J, Nijhuis J. Why women do not accept randomisation for place of birth: feasibility of a RCT in the Netherlands. *BJOG* 2009;**116**:537–42. <https://doi.org/10.1111/j.1471-0528.2008.02103.x>
11. Berger ML, Dreyer N, Anderson F, Towse A, Sedrakyan A, Normand SL. Prospective observational studies to assess comparative effectiveness: the ISPOR good research practices task force report. *Value Health* 2012;**15**:217–30. <https://doi.org/10.1016/j.jval.2011.12.010>
12. Yang W, Zilov A, Soewondo P, Bech OM, Sekkal F, Home PD. Observational studies: going beyond the boundaries of randomized controlled trials. *Diabetes Res Clin Pract* 2010;**88**(Suppl. 1):3–9. [https://doi.org/10.1016/S0168-8227\(10\)70002-4](https://doi.org/10.1016/S0168-8227(10)70002-4)
13. Jepsen P, Johnsen SP, Gillman MW, Sørensen HT. Interpretation of observational studies. *Heart* 2004;**90**:956–60. <https://doi.org/10.1136/hrt.2003.017269>
14. Downe S. Beyond evidence-based medicine: complexity and stories of maternity care. *J Eval Clin Pract* 2010;**16**:232–7. <https://doi.org/10.1111/j.1365-2753.2009.01357.x>
15. Sackett D, Straus S, Richardson W, Rosenberg W, Haynes RB. *Evidence-Based Medicine: How to Practice and Teach EBM*. London: Churchill Livingstone; 2000.

16. Keirse MJ. Evidence-based medicine and perinatal care: from dawn to dusk. *Birth* 2012;**39**:296–300. <https://doi.org/10.1111/birt.12004>
17. Hodnett ED, Downe S, Walsh D. Alternative versus conventional institutional settings for birth. *Cochrane Database Syst Rev* 2012;**8**:CD000012. <https://doi.org/10.1002/14651858.CD000012.pub4>
18. Laws PJ, Xu F, Welsh A, Tracy SK, Sullivan EA. Maternal morbidity of women receiving birth center care in New South Wales: a matched-pair analysis using linked health data. *Birth* 2014;**41**:268–75. <https://doi.org/10.1111/birt.12114>
19. Gaudineau A, Sauleau EA, Nisand I, Langer B. Obstetric and neonatal outcomes in a home-like birth centre: a case-control study. *Arch Gynecol Obstet* 2013;**287**:211–16. <https://doi.org/10.1007/s00404-012-2553-6>
20. Eide BI, Nilsen AB, Rasmussen S. Births in two different delivery units in the same clinic – a prospective study of healthy primiparous women. *BMC Pregnancy Childbirth* 2009;**9**:25. <https://doi.org/10.1186/1471-2393-9-25>
21. Gottvall K, Winbladh B, Cnattingius S, Waldenström U. Birth centre care over a 10-year period: infant morbidity during the first month after birth. *Acta Paediatr* 2005;**94**:1253–60. <https://doi.org/10.1111/j.1651-2227.2005.tb02085.x>
22. Hofmeyr GJ, Mancotywa T, Silwana-Kwadjo N, Mgudlwa B, Lawrie TA, Gülmezoglu AM. Audit of a new model of birth care for women with low risk pregnancies in South Africa: the primary care onsite midwife-led birth unit (OMBU). *BMC Pregnancy Childbirth* 2014;**14**:417. <https://doi.org/10.1186/s12884-014-0417-8>
23. Dencker A, Smith V, McCann C, Begley C. Midwife-led maternity care in Ireland – a retrospective cohort study. *BMC Pregnancy Childbirth* 2017;**17**:101. <https://doi.org/10.1186/s12884-017-1285-9>
24. Monk A, Tracy M, Foureur M, Grigg C, Tracy S. Evaluating Midwifery Units (EMU): a prospective cohort study of freestanding midwifery units in New South Wales, Australia. *BMJ Open* 2014;**4**:e006252. <https://doi.org/10.1136/bmjopen-2014-006252>
25. Hollowell J, Li Y, Bunch K, Brocklehurst P. A comparison of intrapartum interventions and adverse outcomes by parity in planned freestanding midwifery unit and alongside midwifery unit births: secondary analysis of ‘low risk’ births in the birthplace in England cohort. *BMC Pregnancy Childbirth* 2017;**17**:95. <https://doi.org/10.1186/s12884-017-1271-2>
26. Overgaard C, Møller AM, Fenger-Grøn M, Knudsen LB, Sandall J. Freestanding midwifery unit versus obstetric unit: a matched cohort study of outcomes in low-risk women. *BMJ Open* 2011;**1**:e000262. <https://doi.org/10.1136/bmjopen-2011-000262>
27. Davis D, Baddock S, Pairman S, Hunter M, Benn C, Wilson D, et al. Planned place of birth in New Zealand: does it affect mode of birth and intervention rates among low-risk women? *Birth* 2011;**38**:111–19. <https://doi.org/10.1111/j.1523-536X.2010.00458.x>
28. Homer CS, Thornton C, Scarf VL, Ellwood DA, Oats JJ, Foureur MJ, et al. Birthplace in New South Wales, Australia: an analysis of perinatal outcomes using routinely collected data. *BMC Pregnancy Childbirth* 2014;**14**:206. <https://doi.org/10.1186/1471-2393-14-206>
29. Kataoka Y, Eto H, Iida M. Outcomes of independent midwifery attended births in birth centres and home births: a retrospective cohort study in Japan. *Midwifery* 2013;**29**:965–72. <https://doi.org/10.1016/j.midw.2012.12.020>
30. Stapleton SR, Osborne C, Illuzzi J. Outcomes of care in birth centers: demonstration of a durable model. *J Midwifery Womens Health* 2013;**58**:3–14. <https://doi.org/10.1111/jmwh.12003>

31. Morano S, Cerutti F, Mistrangelo E, Pastorino D, Benussi M, Costantini S, Ragni N. Outcomes of the first midwife-led birth centre in Italy: 5 years' experience. *Arch Gynecol Obstet* 2007;**276**:333–7. <https://doi.org/10.1007/s00404-007-0358-9>
32. Jackson DJ, Lang JM, Swartz WH, Ganiats TG, Fullerton J, Ecker J, Nguyen U. Outcomes, safety, and resource utilization in a collaborative care birth center program compared with traditional physician-based perinatal care. *Am J Public Health* 2003;**93**:999–1006. <https://doi.org/10.2105/AJPH.93.6.999>
33. Wax JR, Pinette MG, Cartin A, Blackstone J. Maternal and newborn morbidity by birth facility among selected United States 2006 low-risk births. *Am J Obstet Gynecol* 2010;**202**:152.e1–5. <https://doi.org/10.1016/j.ajog.2009.09.037>
34. Grünebaum A, McCullough LB, Sapra KJ, Brent RL, Levene MI, Arabin B, Chervenak FA. Apgar score of 0 at 5 minutes and neonatal seizures or serious neurologic dysfunction in relation to birth setting. *Am J Obstet Gynecol* 2013;**209**:323.e1–6. <https://doi.org/10.1016/j.ajog.2013.06.025>
35. Grünebaum A, McCullough LB, Sapra KJ, Brent RL, Levene MI, Arabin B, Chervenak FA. Early and total neonatal mortality in relation to birth setting in the United States, 2006–2009. *Am J Obstet Gynecol* 2014;**211**:390.e1–7. <https://doi.org/10.1016/j.ajog.2014.03.047>
36. Snowden JM, Tilden EL, Snyder J, Quigley B, Caughey AB, Cheng YW. Planned out-of-hospital birth and birth outcomes. *N Engl J Med* 2015;**373**:2642–53. <https://doi.org/10.1056/NEJMs1501738>
37. Benatar S, Garrett AB, Howell E, Palmer A. Midwifery care at a freestanding birth center: a safe and effective alternative to conventional maternity care. *Health Serv Res* 2013;**48**:1750–68. <https://doi.org/10.1111/1475-6773.12061>
38. Van Wagner V, Osepchook C, Harney E, Crosbie C, Tulugak M. Remote midwifery in Nunavik, Québec, Canada: outcomes of perinatal care for the Inuulitsivik health centre, 2000–2007. *Birth* 2012;**39**:230–7. <https://doi.org/10.1111/j.1523-536X.2012.00552.x>
39. National Institute for Health and Care Excellence (NICE). *Intrapartum Care: Care of Healthy Women and their Babies During Childbirth. Clinical Guideline 190*. London: NICE; 2014.
40. Goer H, Romano A, Sakala C. *Vaginal or Cesarean BIRTH: What is at Stake for Women and Babies? A Best Evidence Review*. New York, NY: Children Connection; 2012.
41. Olde E, van der Hart O, Kleber R, van Son M. Posttraumatic stress following childbirth: a review. *Clin Psychol Rev* 2006;**26**:1–16. <https://doi.org/10.1016/j.cpr.2005.07.002>
42. Walsh D. *Evidence and Skills for Normal Labour and Birth: A Guide for Midwives*. Abingdon: Routledge; 2011. <https://doi.org/10.4324/9780203357361>
43. Anim-Somuah M, Smyth RM, Jones L. Epidural versus non-epidural or no analgesia in labour. *Cochrane Database Syst Rev* 2011;**12**:CD000331. <https://doi.org/10.1002/14651858.CD000331.pub3>
44. Oscarsson ME, Amer-Wählin I, Rydhstroem H, Källén K. Outcome in obstetric care related to oxytocin use. A population-based study. *Acta Obstet Gynecol Scand* 2006;**85**:1094–8. <https://doi.org/10.1080/00016340600804530>
45. Carroli G, Mignini L. Episiotomy for vaginal birth. *Cochrane Database Syst Rev* 2009;**1**:CD000081. <https://doi.org/10.1002/14651858.CD000081.pub2>
46. Schroeder E, Petrou S, Patel N, Hollowell J, Puddicombe D, Redshaw M, Brocklehurst P, Birthplace in England Collaborative Group. Cost effectiveness of alternative planned places of birth in woman at low risk of complications: evidence from the Birthplace in England national prospective cohort study. *BMJ* 2012;**344**:e2292. <https://doi.org/10.1136/bmj.e2292>

47. Walsh D, Devane D. A metasynthesis of midwife-led care. *Qual Health Res* 2012;**22**:897–910. <https://doi.org/10.1177/1049732312440330>
48. Care Quality Commission. *National Findings From the 2013 Survey of Women's Experiences of Maternity Care*. London: 2013.
49. McCourt C, Rayment J, Rance S, Sandall J. An ethnographic organisational study of alongside midwifery units: a follow-on study from the Birthplace in England programme. *Health Serv Deliv Res* 2014;**2**. <https://doi.org/10.3310/hsdr02070>
50. Bailey DJ. Birth outcomes for women using free-standing birth centers in South Auckland, New Zealand. *Birth* 2017;**44**:246–51. <https://doi.org/10.1111/birt.12287>
51. Grigg CP, Tracy SK, Tracy M, Daellenbach R, Kensington M, Monk A, Schmied V. Evaluating Maternity Units: a prospective cohort study of freestanding midwife-led primary maternity units in New Zealand-clinical outcomes. *BMJ Open* 2017;**7**:e016288. <https://doi.org/10.1136/bmjopen-2017-016288>
52. Monk AR, Grigg CP, Foureur M, Tracy M, Tracy SK. Freestanding midwifery units: maternal and neonatal outcomes following transfer. *Midwifery* 2017;**46**:24–8. <https://doi.org/10.1016/j.midw.2017.01.006>
53. de Jonge A, Peters L, Geerts CC, van Roosmalen JJM, Twisk JWR, Brocklehurst P, Hollowell J. Mode of birth and medical interventions among women at low risk of complications: a cross-national comparison of birth settings in England and the Netherlands. *PLOS ONE* 2017;**12**:e0180846. <https://doi.org/10.1371/journal.pone.0180846>
54. Schroeder L, Patel N, Keeler M, Rocca-Ihenacho L, Macfarlane AJ. The economic costs of intrapartum care in Tower Hamlets: a comparison between the cost of birth in a freestanding midwifery unit and hospital for women at low risk of obstetric complications. *Midwifery* 2017;**45**:28–35. <https://doi.org/10.1016/j.midw.2016.11.006>
55. Cresswell J, Klassen AC, Clark VLP, Smith KC. *Best Practices for Mixed Methods Research in the Health Sciences*. Bethesda, MD: Office of Behavioral and Social Sciences Research; 2013.
56. *Which? Birth Choice*. URL: [www.which.co.uk/birth-choice](http://www.which.co.uk/birth-choice) (accessed 10 August 2016).
57. Redshaw M, Rowe R, Schroeder L, Puddicombe D, Macfarlane A, Newburn M, et al. *Mapping Maternity Care: The Configuration of Maternity Care in England. Birthplace in England Research Programme. Final Report Part 3*. Southampton: NIHR Service Delivery and Organisation Programme; 2011.
58. McCombs M. *Setting the Agenda: Mass Media and Public Opinion*. Chichester: John Wiley & Sons; 2014.
59. Bacchi C. *Analysing Policy*. Australia: Pearson Higher Education; 2009.
60. Anderson RA, Crabtree BF, Steele DJ, McDaniel RR. Case study research: the view from complexity science. *Qual Health Res* 2005;**15**:669–85. <https://doi.org/10.1177/1049732305275208>
61. Yin RK. *Case Study Research: Design and Methods*. UK: Sage; 2013.
62. Payne G, Williams M. Generalization in qualitative research. *Sociology* 2005;**39**(2):295–314. <https://doi.org/10.1177/0038038505050540>
63. Grol R, Grimshaw J. From best evidence to best practice: effective implementation of change in patients' care. *Lancet* 2003;**362**:1225–30. [https://doi.org/10.1016/S0140-6736\(03\)14546-1](https://doi.org/10.1016/S0140-6736(03)14546-1)
64. Cooksey D. *A Review of UK Health Research Funding*. London: The Stationery Office; 2006.
65. Iles V, Sutherland K. *Change: A Review for Health Care Managers, Professionals and Researchers*. London: National Co-ordinating Centre for NHS Service Delivery and Organisation; 2002.



66. Greenhalgh T, Robert G, Bate P, Kyriakidou O, Macfarlane F, Peacock R. *How to Spread Good Ideas: A Systematic Review of the Literature on Diffusion, Spread and Sustainability of Innovations in Health Service Delivery and Organisation*. Southampton: IHR Service Delivery and Organisation Programme; 2004. <https://doi.org/10.1002/9780470987407>
67. Ferlie E, Fitzgerald L, Wood M, Hawkins C. The nonspread of innovations: the mediating role of professionals. *Acad Manag J* 2005;**48**:117–34. <https://doi.org/10.5465/amj.2005.15993150>
68. Donnison J. *Midwives and Medical Men: A History of Inter-Professional Rivalry and Women's Rights*: London: Heinemann Educational Books; 1977.
69. Smith AH, Dixon AL, Page LA. Health-care professionals' views about safety in maternity services: a qualitative study. *Midwifery* 2009;**25**:21–31. <https://doi.org/10.1016/j.midw.2008.11.004>
70. Wise J. Litigation in maternity care is rising, says National Audit Office. *BMJ* 2013;**347**:f6737. <https://doi.org/10.1136/bmj.f6737>
71. Hankins GD, MacLennan AH, Speer ME, Strunk A, Nelson K. Obstetric litigation is asphyxiating our maternity services. *Obstet Gynecol* 2006;**107**:1382–5. <https://doi.org/10.1097/01.AOG.0000220531.25707.27>
72. Morris T, McInerney K. Media representations of pregnancy and childbirth: an analysis of reality television programs in the United States. *Birth* 2010;**37**:134–40. <https://doi.org/10.1111/j.1523-536X.2010.00393.x>
73. Pope C, Robert G, Bate P, Le May A, Gabbay J. Lost in translation: a multi-level case study of the metamorphosis of meanings and action in public sector organizational innovation. *Public Adm* 2006;**84**:59–79. <https://doi.org/10.1111/j.0033-3298.2006.00493.x>
74. Damschroder LJ, Aron DC, Keith RE, Kirsh SR, Alexander JA, Lowery JC. Fostering implementation of health services research findings into practice: a consolidated framework for advancing implementation science. *Implement Sci* 2009;**4**:50. <https://doi.org/10.1186/1748-5908-4-50>
75. Scott WR. *Institutional Change and Healthcare Organizations: From Professional Dominance to Managed Care*. Chicago, IL: University of Chicago Press; 2000.
76. Reay T, Goodrick E, Casebeer A, Hinings CR. Legitimizing new practices in primary health care. *Health Care Manage Rev* 2013;**38**:9–19. <https://doi.org/10.1097/HMR.0b013e31824501b6>
77. Sorensen JL, Kosten T. Developing the tools of implementation science in substance use disorders treatment: applications of the consolidated framework for implementation research. *Psychol Addict Behav* 2011;**25**:262–8. <https://doi.org/10.1037/a0022765>
78. Damschroder LJ, Lowery JC. Evaluation of a large-scale weight management program using the consolidated framework for implementation research (CFIR). *Implement Sci* 2013;**8**:51. <https://doi.org/10.1186/1748-5908-8-51>
79. Kirk MA, Kelley C, Yankey N, Birken SA, Abadie B, Damschroder L. A systematic review of the use of the Consolidated Framework for Implementation Research. *Implement Sci* 2016;**11**:72. <https://doi.org/10.1186/s13012-016-0437-z>
80. Lash SJ, Timko C, Curran GM, McKay JR, Burden JL. Implementation of evidence-based substance use disorder continuing care interventions. *Psychol Addict Behav* 2011;**25**:238–51. <https://doi.org/10.1037/a0022608>
81. Breimaier HE, Heckemann B, Halfens RJ, Lohrmann C. The Consolidated Framework for Implementation Research (CFIR): a useful theoretical framework for guiding and evaluating a guideline implementation process in a hospital-based nursing practice. *BMC Nurs* 2015;**14**:43. <https://doi.org/10.1186/s12912-015-0088-4>

82. Waring J, Allen D, Braithwaite J, Sandall J. Healthcare quality and safety: a review of policy, practice and research. *Sociol Health Illn* 2016;**38**:198–215. <https://doi.org/10.1111/1467-9566.12391>
83. Braun V, Clarke V. Using thematic analysis in psychology. *Quali Res in Psychol* 2006;**3**:77–101. <https://doi.org/10.1191/1478088706qp063oa>
84. Waring J. What Safety II Might Learn From the Socio-Cultural Critique of Safety I. In Hollnagel E, Braithwaite J, editors. *Resilient Health Care*. Farnham: Ashgate Publishing; 2013. pp. 39–48.
85. Guba EG, Lincoln YS. Competing paradigms in qualitative research. *Handb Qual Res* 1994;**2**:105.
86. Smith A, Dixon A. *The Safety of Maternity Services in England*. London: The King's Fund; 2007.
87. Walsh D, Spiby H, Grigg CP, Dodwell M, McCourt C, Culley L, et al. Mapping midwifery and obstetric units in England. *Midwifery* 2018;**56**:9–16. <https://doi.org/10.1016/j.midw.2017.09.009>
88. Rowe RE, Townend J, Brocklehurst P, Knight M, Macfarlane A, McCourt C, et al. Duration and urgency of transfer in births planned at home and in freestanding midwifery units in England: secondary analysis of the birthplace national prospective cohort study. *BMC Pregnancy Childbirth* 2013;**13**:224. <https://doi.org/10.1186/1471-2393-13-224>
89. Rowe RE, Fitzpatrick R, Hollowell J, Kurinczuk JJ. Transfers of women planning birth in midwifery units: data from the birthplace prospective cohort study. *BJOG* 2012;**119**:1081–90. <https://doi.org/10.1111/j.1471-0528.2012.03414.x>
90. Dodwell M. *Trends in Freestanding Midwife-led Units in England and Wales 2001–13*. Edinburgh: Royal College of Midwives; 2013.
91. National Institute for Health and Care Excellence (NICE). *Intrapartum Care: Care of Healthy Women and Their Babies During Childbirth (CG190)*. London: NICE; 2014.
92. Royal College of Obstetricians and Gynaecologists (RCOG). *Safer Childbirth: Minimum Standards for the Organisation and Delivery of Care in Labour*. London: RCOG; 2007.
93. Walsh D. *Improving Maternity Services: Small is Beautiful – Lessons From a Birth Centre*. Abingdon: Radcliffe Publishing; 2006.
94. Deery R, Hughes D, Kirkham M. *Tensions and Barriers in Improving Maternity Care: The Story of a Birth Centre*. Abingdon: Radcliffe Publishing; 2010.
95. McCourt C, Rayment J, Sandall J, Rance S. Place of birth and concepts of wellbeing: an analysis from two ethnographic studies of midwifery units in England. *Anthropol Action* 2016;**23**:17–29. <https://doi.org/10.3167/aia.2016.230303>
96. Kirkham M, Morgan R, Davies C. *Why Do Midwives Stay*. UK: Bedfordshire & Hertfordshire Workforce Development Confederation, Department of Health and Social Care; 2006.
97. Editor. Maternity decision based on safety – comment on this story. *Scarborough Evening News*, 1 May 2008. p. 40.
98. Graham N. Breaking news: Grantham Hospital to lose maternity unit in health shake-up. *Grantham Journal*, 21 November 2012.
99. Royston J. First mother – I was happy with it. *Kentish Gazette*. July 2008.
100. Kirk T. Birthing centre closure supported. *Harrow Times*, 28 September 2007.
101. Mallett C. 'Overwhelming' support to save birth centre. *Derby Evening Telegraph*, 7 October 2011.
102. Health chief has 'nothing to hide' over birth centre. *Hull Daily Mail*, 22 January 2011.
103. Commissioner in 'Call for North Tyneside mothers to have their say on maternity services' *Chronicle Live*, 21 January 2014.



104. Boles N. Nick Boles: I support decision to close midwifery unit. *Grantham Journal*, 26 June 2013.
105. Williams A. Health bosses receive our 450 named petitions. *Kentish Gazette*, 20 October 2011. p. 26. <https://doi.org/10.1177/1536504211399047>
106. Chance to have say on future of birthing centre. *East Kent Mercury*, 13 October 2011.
107. BBC1. *Yorkshire and Lincolnshire Regional News and Weather*. 9:30 p.m. GMT, 26 June 2013.
108. Davies K. Mums lead calls to save at-risk maternity unit. *Evening Chronicle*, 11 December 2013.
109. Wood K. Birthing centre will shut doors for good. *Hull Daily Mail*, 1 February 2012.
110. Kulier R, Gee H, Khan KS. Five steps from evidence to effect: exercising clinical freedom to implement research findings. *BJOG* 2008;**115**:1197–202. <https://doi.org/10.1111/j.1471-0528.2008.01821.x>
111. Downe S. Beliefs and values moderate evidence in guideline development. *BJOG* 2016;**123**:383. <https://doi.org/10.1111/1471-0528.13634>
112. Straus SE, Ball C, Balcombe N, Sheldon J, McAlister FA. Teaching evidence-based medicine skills can change practice in a community hospital. *J Gen Intern Med* 2005;**20**:340–3. <https://doi.org/10.1111/j.1525-1497.2005.04045.x>
113. O'Brien MA, Rogers S, Jamtvedt G, Oxman AD, Odgaard-Jensen J, Kristoffersen DT, *et al*. Educational outreach visits: effects on professional practice and health care outcomes. *Cochrane Database Syst Rev* 2007;**4**:CD000409. <https://doi.org/10.1002/14651858.CD000409.pub2>
114. Hinton L, Dumelow C, Rowe R, Hollowell J. Birthplace choices: what are the information needs of women when choosing where to give birth in England? A qualitative study using online and face to face focus groups. *BMC Pregnancy Childbirth* 2018;**18**:12. <https://doi.org/10.1186/s12884-017-1601-4>
115. NHS England. *Implementing Better Births: A Resource Pack for Local Maternity Systems*. London: NHS England; 2017.
116. Blotkamp A, Cromwell D, Dumbrell B, Gurol-Urganci I, Harris T, Hawdon J, *et al*. *National Maternity and Perinatal Audit: Organisational Report 2017*. London: Royal College of Obstetricians and Gynaecologists; 2017.
117. Miah R, Adamson. Creating a culture of 'safe normality': developing a new inner city alongside midwifery unit. *Br J Midwifery* 2015;**23**:498–508. <https://doi.org/10.12968/bjom.2015.23.7.498>
118. Blaaka G, Schauer Eri T. Doing midwifery between different belief systems. *Midwifery* 2008;**24**:344–52. <https://doi.org/10.1016/j.midw.2006.10.005>
119. Russell K. Factors that support change in the delivery of midwifery led care in hospital settings. A review of current literature. *Women Birth* 2018;**31**:e134–e141. <https://doi.org/10.1016/j.wombi.2017.08.129>
120. Rowe R, Kurinczuk J, Locock L, Fitzpatrick R. Women's experience of transfer from midwifery unit to hospital obstetric unit during labour: a qualitative interview study. *BMC Pregnancy Childbirth* 2012;**12**:129. <https://doi.org/10.1186/1471-2393-12-129>
121. Coxon K, Chisholm A, Malouf R, Rowe R, Hollowell J. What influences birth place preferences, choices and decision-making amongst healthy women with straightforward pregnancies in the UK? A qualitative evidence synthesis using a 'best fit' framework approach. *BMC Pregnancy Childbirth* 2017;**17**:103. <https://doi.org/10.1186/s12884-017-1279-7>
122. Levy V. Protective steering: a grounded theory study of the processes by which midwives facilitate informed choices during pregnancy. *J Adv Nurs* 2006;**53**:114–22. <https://doi.org/10.1111/j.1365-2648.2006.03688.x>

123. Stapleton H, Kirkham M, Thomas G. Qualitative study of evidence based leaflets in maternity care. *BMJ* 2002;**324**:639. <https://doi.org/10.1136/bmj.324.7338.639>
124. McCourt C. Supporting choice and control? Communication and interaction between midwives and women at the antenatal booking visit. *Soc Sci Med* 2006;**62**:1307–18. <https://doi.org/10.1016/j.socscimed.2005.07.031>
125. Jordà Ò, Taylor AM. The time for austerity: estimating the average treatment effect of fiscal policy. *Economic J* 2016;**126**:219–55. <https://doi.org/10.1111/eoj.12332>
126. Marshall L, Charlesworth A, Hurst J. *The NHS Payment System: Evolving Policy and Emerging Evidence*. London: The Nuffield Trust; 2014.
127. Scamell M. Childbirth within the risk society. *Sociol Compass* 2014;**8**:917–28. <https://doi.org/10.1111/soc4.12077>
128. Department of Health and Social Care. *Safer Maternity Care: The National Maternity Safety Strategy – Progress and Next Steps*. London: The Stationery Office; 2017.
129. NHS England. *Saving Babies' Lives. A Care Bundle for Reducing Stillbirth*. London: NHS England; 2016.
130. Robertson L, Knight H, Snelling EP, Petch E, Knight M, Cameron A, et al. *Each Baby Counts: National Quality Improvement Programme to Reduce Intrapartum-Related Deaths and Brain Injuries in Term Babies. Seminars in Fetal and Neonatal Medicine*. London: Elsevier; 2017. <https://doi.org/10.1016/j.siny.2017.02.001>
131. Sandall J, Soltani H, Gates S, Shennan A, Devane D. Midwife-led continuity models versus other models of care for childbearing women. *Cochrane Database Syst Rev* 2015;**9**:CD004667. <https://doi.org/10.1002/14651858.CD004667.pub4>
132. Hollowell J, Puddicombe D, Rowe R, Linsell L, Hardy P, Stewart M, et al. *The Birthplace National Prospective Cohort Study: Perinatal and Maternal Outcomes by Planned Place of Birth Birthplace in England Research Programme*. Oxford: National Perinatal Epidemiology Unit; 2011.
133. Purdy S. *Avoiding Hospital Admissions. What Does the Research Evidence Say?* London: The King's Fund; 2010.
134. Pop up' birthing centre offers new choice to pregnant women. *Wirral View*, 25 January 2018.
135. Harris FM, van Teijlingen E, Hundley V, Farmer J, Bryers H, Caldwell J, et al. The buck stops here: midwives and maternity care in rural Scotland. *Midwifery* 2011;**27**:301–7. <https://doi.org/10.1016/j.midw.2010.10.007>
136. Denham S, Humphrey T, Taylor R. Quality of care provided in two Scottish rural community maternity units: a retrospective case review. *BMC Pregnancy Childbirth* 2017;**17**:198. <https://doi.org/10.1186/s12884-017-1374-9>
137. Robinson S, Golden J, Bradley S. *A Study of the Role and Responsibilities of the Midwife*. London: Chelsea College, University of London; 1983.
138. McCourt C, Rayment J, Rance S, Sandall J. Organisational strategies and midwives' readiness to provide care for out of hospital births: an analysis from the birthplace organisational case studies. *Midwifery* 2012;**28**:636–45. <https://doi.org/10.1016/j.midw.2012.07.004>
139. Renfrew MJ, McFadden A, Bastos MH, Campbell J, Channon AA, Cheung NF, et al. Midwifery and quality care: findings from a new evidence-informed framework for maternal and newborn care. *Lancet* 2014;**384**:1129–45. [https://doi.org/10.1016/S0140-6736\(14\)60789-3](https://doi.org/10.1016/S0140-6736(14)60789-3)

140. Hands C, Reid E, Meredith P, Smith GB, Prytherch DR, Schmidt PE, Featherstone PI. Patterns in the recording of vital signs and early warning scores: compliance with a clinical escalation protocol. *BMJ Qual Saf* 2013;**22**:719–26. <https://doi.org/10.1136/bmjqs-2013-001954>
141. Stapleton H, Kirkham M, Thomas G, Curtis P. Midwives in the middle: balance and vulnerability. *BR J Midwifery* 2002;**10**:607–11. <https://doi.org/10.12968/bjom.2002.10.10.10621>
142. Jost JT, Banaji MR, Nosek BA. A decade of system justification theory: accumulated evidence of conscious and unconscious bolstering of the status quo. *Polit Psychol* 2004;**25**:881–919. <https://doi.org/10.1111/j.1467-9221.2004.00402.x>
143. van der Toorn J, Feinberg M, Jost JT, Kay AC, Tyler TR, Willer R, Wilmuth C. A sense of powerlessness fosters system justification: Implications for the legitimation of authority, hierarchy, and government. *Polit Psychol* 2015;**36**:93–110. <https://doi.org/10.1111/pops.12183>
144. Kirkham M. The culture of midwifery in the National Health Service in England. *J Adv Nurs* 1999;**30**:732–9. <https://doi.org/10.1046/j.1365-2648.1999.01139.x>
145. Curtis P, Ball L, Kirkham M. Why do midwives leave? (Not) being the kind of midwife you want to be. *Br J Midwifery* 2006;**14**:27–31. <https://doi.org/10.12968/bjom.2006.14.1.20257>
146. Roberts SJ. Development of a positive professional identity: liberating oneself from the oppressor within. *ANS Adv Nurs Sci* 2000;**22**:71–82. <https://doi.org/10.1097/00012272-200006000-00007>
147. Behruzi R, Klam S, Dehertog M, Jimenez V, Hatem M. Understanding factors affecting collaboration between midwives and other health care professionals in a birth center and its affiliated Quebec hospital: a case study. *BMC Pregnancy Childbirth* 2017;**17**:200. <https://doi.org/10.1186/s12884-017-1381-x>
148. Smith J, Gosling J. Moving on up: women in healthcare leadership. *Pract Manag* 2017;**27**:24–7. <https://doi.org/10.12968/prma.2017.27.2.24>
149. Scott-Samuel A, Crawshaw P, Oakley A. ‘Men behaving badly’: patriarchy, public policy and health inequalities. *Int J Mens Health* 2015;**14**:250.
150. Crompton R, Lyonette C. Women’s career success and work–life adaptations in the accountancy and medical professions in Britain. *Gend Work Organ* 2011;**18**:231–54. <https://doi.org/10.1111/j.1468-0432.2009.00511.x>
151. Payne S, Doyal L. Women, Men and Health. In Detels R, Gulliford M, Karim QA, Tan CC, editors. *Oxford Textbook of Public Health*. Oxford: Oxford University Press; 2009. pp. 1419–33. <https://doi.org/10.1093/med/9780199218707.003.0084>
152. Kouta C, Kaite CP. Gender discrimination and nursing: a literature review. *J Prof Nurs* 2011;**27**:59–63. <https://doi.org/10.1016/j.profnurs.2010.10.006>
153. Witz A. *Professions and Patriarchy*. UK: Routledge; 2013. <https://doi.org/10.4324/9780203167786>
154. Stewart M. *Pregnancy, Birth and Maternity Care: Feminist Perspectives*. London: Books for Midwives Press; 2003.
155. Walsh D. Gender inequality in maternity services. *Int J Childbirth* 2015;**5**:178–9. <https://doi.org/10.1891/2156-5287.5.4.178>
156. Davies B. Death to critique and dissent? The policies and practices of new managerialism and of ‘evidence-based practice’. *Gend Educ* 2003;**15**:91–103. <https://doi.org/10.1080/0954025032000042167>
157. Kirkham M. *Birth Centres: A Social Model for Maternity Care*. UK: Elsevier Health Sciences; 2003.

158. Coxon K, Sandall J, Fulop NJ. To what extent are women free to choose where to give birth? How discourses of risk, blame and responsibility influence birth place decisions. *Health Risk Soc* 2013;51–67. <https://doi.org/10.1080/13698575.2013.859231>
159. Pollock AM, Price D, Viebrock E, Miller E, Watt G. The market in primary care. *BMJ* 2007;**335**:475–7. <https://doi.org/10.1136/bmj.39303.425359.AD>
160. Cilliers F. A systems psychodynamic description of organisational bullying experiences. *SA J Ind Psychol* 2012;**38**:44–55. <https://doi.org/10.4102/sajip.v38i2.994>
161. Pope R. A model of organisational dysfunction in the NHS. *J Health Organ Manag* 2013;**27**:676–97. <https://doi.org/10.1108/JHOM-10-2012-0207>
162. O'Reilly D, Reed M. The grit in the oyster: professionalism, managerialism and leaderism as discourses of UK public services modernization. *Organ Stud* 2011;**32**:1079–101. <https://doi.org/10.1177/0170840611416742>
163. Douglas M. *Natural Symbols: Explorations in Cosmology*. London: Routledge; 1970.
164. Iles V, Sutherland K. *Organisational Change: A Review for Health Care Managers, Professionals and Researchers*. London: National Co-ordinating Centre for NHS Service Delivery and Organisation Research and Development; 2001.
165. Ham C. *Sustainability and Transformation Plans (STPs) Explained*. London: The King's Fund; 2017. URL: [www.kingsfund.org.uk/topics/integrated-care/sustainability-transformation-plans-explained](http://www.kingsfund.org.uk/topics/integrated-care/sustainability-transformation-plans-explained) (accessed 21 March 2018).
166. Walshe K. Sustainability and transformation plans for the NHS in England: radical or wishful thinking? *BMJ* 2017;**356**:j1043. <https://doi.org/10.1136/bmj.j1043>
167. van Teijlingen ER, Hundley V, Rennie AM, Graham W, Fitzmaurice A. Maternity satisfaction studies and their limitations: 'what is, must still be best'. *Birth* 2003;**30**:75–82. <https://doi.org/10.1046/j.1523-536X.2003.00224.x>
168. Henshall C, Taylor B, Kenyon S. A systematic review to examine the evidence regarding discussions by midwives, with women, around their options for where to give birth. *BMC Pregnancy Childbirth* 2016;**16**:53. <https://doi.org/10.1186/s12884-016-0832-0>
169. Expert Maternity Group. *Changing Childbirth: Report of the Expert Maternity Group; Part 2: Survey of Good Communications Practice in Maternity Services*. London: HM Stationery Office; 1993.
170. Green JM, Renfrew MJ, Curtis PA. Continuity of carer: what matters to women? A review of the evidence. *Midwifery* 2000;**16**:186–96. <https://doi.org/10.1054/midw.1999.0208>
171. Forster DA, McLachlan HL, Davey MA, Biro MA, Farrell T, Gold L, et al. Continuity of care by a primary midwife (caseload midwifery) increases women's satisfaction with antenatal, intrapartum and postpartum care: results from the COSMOS randomised controlled trial. *BMC Pregnancy Childbirth* 2016;**16**:28. <https://doi.org/10.1186/s12884-016-0798-y>
172. McCourt C, Stevens T. Continuity of carer: what does it mean and does it matter to midwives and birthing women. *Can J Midwifery Res Pract* 2005;**4**:10–20.
173. NHS England. *National Maternity Review. Better Births; Improving Outcomes of Maternity Services in England*. London: NHS England; 2016.
174. Best A, Greenhalgh T, Lewis S, Saul JE, Carroll S, Bitz J. Large-system transformation in health care: a realist review. *Milbank Q* 2012;**90**:421–56. <https://doi.org/10.1111/j.1468-0009.2012.00670.x>

175. Löhndorf B, Diamantopoulos A. Internal branding: social identity and social exchange perspectives on turning employees into brand champions. *J Serv Res* 2014;**17**:310–25. <https://doi.org/10.1177/1094670514522098>
176. Morhart FM, Herzog W, Tomczak T. Brand-specific leadership: turning employees into brand champions. *J Mark* 2009;**73**:122–42. <https://doi.org/10.1509/jmkg.73.5.122>
177. Hartz DL, White J, Lainchbury KA, Gunn H, Jarman H, Welsh AW, et al. Australian maternity reform through clinical redesign. *Aust Health Rev* 2012;**36**:169–75. <https://doi.org/10.1071/AH11012>
178. Guest D, Peccei R, Rosenthal P, Redfern S, Wilson-Barnett J, Dewe P, et al. *An Evaluation of the Impact of Nurse, Midwife and Health Visitor Consultants*. London: King's College London; 2014.
179. Richardson J. Are you normal? Implementing normality in the maternity unit. *RCM Midwives* 2005;**8**:462–3.
180. Monitor. *Moving Healthcare Closer to Home: Literature Review of Clinical Impacts*. London: Monitor; 2015.
181. Gillen P, Healy M. *Planning Birth in a Midwife-Led Unit: GAIN Guideline for the Admission to Midwife-led Units in Northern Ireland*. London: Royal College of Midwives; 2016.
182. Royal College of Obstetricians and Gynaecologists. *RCOG Statement on the Results of the NPEU Birthplace Study*. London: Royal College of Obstetricians and Gynaecologists; 2011. URL: [www.rcog.org.uk/what-we-do/campaigning-and-opinions/statement/rcog-statement-results-npeu-birthplace-study](http://www.rcog.org.uk/what-we-do/campaigning-and-opinions/statement/rcog-statement-results-npeu-birthplace-study) (accessed 15 July 2019).
183. Li Y, Townend J, Rowe R, Brocklehurst P, Knight M, Linsell L, et al. Perinatal and maternal outcomes in planned home and obstetric unit births in women at 'higher risk' of complications: secondary analysis of the Birthplace national prospective cohort study. *BJOG* 2015;**122**:741–53. <https://doi.org/10.1111/1471-0528.13283>
184. Walsh DJ. A birth centre's encounters with discourses of childbirth: how resistance led to innovation. *Sociol Health Illn* 2007;**29**:216–32. <https://doi.org/10.1111/j.1467-9566.2007.00545.x>
185. Day-Stirk F, McConville F, Campbell J, Laski L, Guerra-Arias M, Hoop-Bender PT, et al. Delivering the evidence to improve the health of women and newborns: State of the World's Midwifery, report 2014. *Reprod Health* 2014;**11**:89. <https://doi.org/10.1186/1742-4755-11-89>
186. Walsh D. *Euphemisms for an Obstetric-Led Agenda*. London: MA Healthcare; 1999. <https://doi.org/10.12968/bjom.1999.7.7.8293>
187. Hibberd PA. The primary/secondary interface. Cross-boundary teamwork – missing link for seamless care? *J Clin Nurs* 1998;**7**:274–82. <https://doi.org/10.1046/j.1365-2702.1998.00233.x>
188. Byrom S, Downe S. 'She sort of shines': midwives' accounts of 'good' midwifery and 'good' leadership. *Midwifery* 2010;**26**:126–37. <https://doi.org/10.1016/j.midw.2008.01.011>
189. Reiger K, Morton C. Standardizing or individualizing? A critical analysis of the 'discursive imaginaries' shaping maternity care reform. *Int J Childbirth* 2012;**2**:173–86. <https://doi.org/10.1891/2156-5287.2.3.173>
190. NHS England. *Implementing Better Births: Continuity of Carer*. London: NHS England; 2017.
191. Walker KF, Cohen AL, Walker SH, Allen KM, Baines DL, Thornton JG. The dangers of the day of birth. *BJOG* 2014;**121**:714–18. <https://doi.org/10.1111/1471-0528.12544>
192. Braedley S, Luxton M. *Neoliberalism and Everyday Life*. Montreal, QC: McGill–Queen's University Press; 2010.
193. National Audit Office. *Maternity Services in England*. London: National Audit Office; 2013.

194. Johanson R, Newburn M, Macfarlane A. Has the medicalisation of childbirth gone too far? *BMJ* 2002;**324**:892–5. <https://doi.org/10.1136/bmj.324.7342.892>
195. Davies J. Off centre. Whole systems approach is a driver of change in prompting a new direction of travel in impenetrable NHS jargon. *Health Serv J* 2004;**114**:14–15.



EME  
HS&DR  
HTA  
PGfAR  
PHR

Part of the NIHR Journals Library  
[www.journalslibrary.nihr.ac.uk](http://www.journalslibrary.nihr.ac.uk)

*This report presents independent research funded by the National Institute for Health Research (NIHR).  
The views expressed are those of the author(s) and not necessarily those of the NHS, the NIHR or the  
Department of Health and Social Care*

***Published by the NIHR Journals Library***