

Discovery of a Fungal Copper Radical Oxidase with High Catalytic Efficiency Towards 5- hydroxymethylfurfural and Benzyl Alcohols for Bioprocessing.

*Yann Mathieu¹, Wendy A. Offen², Stephanie M. Forget^{1,3}, Luisa Ciano^{3,+}, Alexander Holm
Viborg¹, Elena Blagova³, Bernard Henrissat^{4,5}, Paul H. Walton³, Gideon J. Davies³, Harry
Brumer^{1,2,6,7,*}*

¹Michael Smith Laboratories, University of British Columbia, 2185 East Mall, Vancouver, BC,
V6T 1Z4, Canada;

²Department of Chemistry, University of York, Heslington, YO10 5DD, York, UK.

³Department of Chemistry, University of British Columbia, 2036 Main Mall, Vancouver, BC,
V6T 1Z1, Canada;

⁴Architecture et Fonction des Macromolécules Biologiques (AFMB), CNRS, Aix-Marseille
University, Marseille, 13288, France;

⁵INRA, USC1408 Architecture et Fonction des Macromolécules Biologiques (AFMB),
Marseille, 13288, France;

⁶Department of Biochemistry and Molecular Biology, University of British Columbia, 2350
Health Sciences Mall, Vancouver, BC, V6T 1Z3, Canada;

⁷Department of Botany, University of British Columbia, 3200 University Boulevard, Vancouver,
BC, V6T 1Z4, Canada

⁺ Current address: School of Chemistry and Photon Science Institute, University of Manchester,
Oxford Road, Manchester, M13 9PL, UK

Corresponding Author

*Harry Brumer: brumer@msl.ubc.ca

Supporting Tables

Table S1: Initial activity screens* of *CgrAAO*-WT and its variants

	Substrate	Specific activity ($\mu\text{mole}\cdot\text{min}^{-1}\cdot\text{mg}^{-1}$)		
		<i>CgrAAO</i> -WT	<i>CgrAAO</i> -Y334F	<i>CgrAAO</i> -Y334W
Carbohydrates	D-Galactose (300 mM)	1.80 ± 0.03	4.1 ± 0.1	34.9 ± 0.3
	D-Lactose (300 mM)	1.93 ± 0.05	4.4 ± 0.1	12.6 ± 0.3
	Melibiose (300 mM)	9.9 ± 0.7	20.6 ± 1.2	46.9 ± 0.5
	Raffinose (300 mM)	8.5 ± 0.1	38.3 ± 1.1	51.4 ± 0.3
	D-Glucose (300 mM)	0.050 ± 0.002	n.m.§	n.m.§§
	D-Xylose (300 mM)	0.950 ± 0.005	3.80 ± 0.08	0.88 ± 0.01
	L-Arabinose (300 mM)	0.74 ± 0.01	n.m.§	n.m.§
	D-Ribose (300 mM)	0.37 ± 0.01	0.67 ± 0.01	0.38 ± 0.03
	D-Fructose (300 mM)	0.117 ± 0.006	n.m.§	n.m.§
	D-Mannose	0.066 ± 0.004	n.m.§	0.070 ± 0.006
	Sucrose (300 mM)	0.045 ± 0.001	n.m.§	n.m.§
	Maltose (300 mM)	0.051 ± 0.002	n.m.§	n.m.§
	Cellobiose (300 mM)	0.115 ± 0.002	n.m.§	0.14 ± 0.01
	Carob Galactomannan (2.5 mg.mL ⁻¹)	0.43 ± 0.02	0.90 ± 0.02	0.063 ± 0.004
	Xyloglucan (2.5 mg.mL ⁻¹)	0.060 ± 0.002	n.m.§	n.m.§
Polyols	Glycerol (300 mM)	7.2 ± 0.4	18.4 ± 0.3	12.3 ± 0.4
	Sorbitol (300 mM)	0.760 ± 0.007	0.60 ± 0.03	0.32 ± 0.02
Diols	1,2-Propanediol (300 mM)	4.02 ± 0.04	6.3 ± 0.2	0.35 ± 0.02
	1,3-Propanediol (300 mM)	10.9 ± 0.1	42.7 ± 0.9	1.87 ± 0.03
	1,4-Butanediol (300 mM)	2.6 ± 0.1	n.m.§	2.2 ± 0.1
Aldehyde	Methyl glyoxal (5 mM)	n.m.§	1.3 ± 0.1	n.m.§
Primary Alcohols	Methanol (300 mM)	0.81 ± 0.02	1.50 ± 0.07	0.19 ± 0.01
	Ethanol (300 mM)	0.42 ± 0.04	0.70 ± 0.01	0.050 ± 0.002
	1-Butanol (300 mM)	0.85 ± 0.02	n.m.§	n.m.§
	1-Propanol (300 mM)	0.50 ± 0.01	n.m.§	n.m.§
Secondary Alcohols	2-Propanol (10 mM)	0.036 ± 0.002	n.m.§	n.m.§
	1-Phenyl Ethanol (10 mM)	n.m.§	n.m.§	n.m.§
	2-Phenyl Ethanol (10 mM)	n.m.§	n.m.§	n.m.§
Benzyl Alcohols	Benzyl alcohol (5 mM)	3.4 ± 0.1	10.6 ± 0.1	1.24 ± 0.06
	m-Anisyl alcohol (5 mM)	3.1 ± 0.2	8.2 ± 0.2	1.63 ± 0.05
	p-Anisyl alcohol (5 mM)	2.9 ± 0.1	6.6 ± 0.2	1.03 ± 0.02
	Veratryl alcohol (5 mM)	3.71 ± 0.05	10.8 ± 0.3	1.48 ± 0.08
	Cinnamyl alcohol (5 mM)	2.8 ± 0.2	6.4 ± 0.3	0.64 ± 0.08
	4-Hydroxy benzyl alcohol (5 mM)	3.3 ± 0.1	7.8 ± 0.4	1.3 ± 0.1
	Coniferyl alcohol (5 mM)	n.m.§	n.m.§	n.m.§
Furans	HMF (5 mM)	26.4 ± 1.1	16.4 ± 0.9	1.39 ± 0.06
	HMFA (5 mM)	2.8 ± 0.3	2.1 ± 0.1	0.66 ± 0.04
	DFF (5 mM)	0.0010 ± 0.0001	0.051 ± 0.001	0.100 ± 0.005
	FFCA (5 mM)	0.0020 ± 0.0001	0.003 ± 0.001	0.0030 ± 0.0001

* Measurements were performed in triplicates at 25 °C in 100 mM sodium phosphate buffer pH 7 using the HRP/ABTS assay. Activities were monitored using concentrations indicated within parentheses for each substrate.

§No activity detected with a specific activity limit of detection of $9 \times 10^{-4} \mu\text{mole}\cdot\text{min}^{-1}\cdot\text{mg}^{-1}$ using 65 μmole of protein, which is 5-fold

Table S2: EPR spin Hamiltonian parameters from simulations of cw X band spectra for CgrAAO-WT, -Y334F and -Y334W^a

		CgrAAO-WT	CgrAAO-Y334F	CgrAAO-Y334W
g values	g_1	2.059	2.059	2.049
	g_2	2.072	2.072	2.061
	g_3	2.278	2.278	2.275
A_{Cu} (MHz)	$ A_1 $	40	40	50
	$ A_2 $	45	40	50
	$ A_3 $	530	530	515
SHF principal values (MHz) *	A_N	43, 43	43, 43	45, 45
		±3	±3	±3
A_{Cu} (MHz)	strains	55, 65, 130	35, 75, 130	50, 65, 130
Line widths (mT)		0.7, 0.7	0.7, 0.7	0.8, 0.8
Frequency (GHz)		9.2986	9.2995	9.2982

* error estimated from quality of simulated fits

^a. Spectra were recorded in the presence of 10% glycerol in 100 mM Na phosphate buffer pH 7.0. For coupled nitrogen nuclei, only the principal coupling value could be determined from the simulations of the superhyperfine (SHF); the two values refer to the two different N nuclei.

Table S3: Comparison of catalytic parameters of *CgrAAO* with other enzymes acting on HMF and its derivatives*

	HMF			DFF			HMFOA			FFCA		
	K_m (mM)	k_{cat} (s ⁻¹)	k_{cat}/K_m (M ⁻¹ .s ⁻¹)	K_m (mM)	k_{cat} (s ⁻¹)	k_{cat}/K_m (M ⁻¹ .s ⁻¹)	K_m (mM)	k_{cat} (s ⁻¹)	k_{cat}/K_m (M ⁻¹ .s ⁻¹)	K_m (mM)	k_{cat} (s ⁻¹)	k_{cat}/K_m (M ⁻¹ .s ⁻¹)
Bacterial HMFO^a	1.4	9.9	7.1 x 10 ³	1.7	1.6	940	73	8.5	120	NM	NM	<10
PerAAO^b	1.6 ± 0.2	0.33 ± 0.01	220 ± 43	3.3 ± 0.2	0.52 ± 0.01	158.0 ± 9.2	NM	NM	NM	NM	NM	NM
MtGLOx^c	20.2 ± 9.0	15.9	982	NM	NM	NM	NA	NA	NA	NA	NA	NA
Pciglox1^d	15.66 ± 2.35	1.59 ± 0.12	101.66 ± 0.01	4.3 ± 0.1	0.54 ± 0.24	124.39 ± 0.01	NA	NA	NA	0.85 ± 0.14	0.03 ± 0.01	38.55 ± 0.01
Pciglox2^d	5.87 ± 2.04	0.56 ± 0.09	96.04 ± 0.01	0.0 ± 0.1	4.80 ± 0.24	2.34 ± 0.01 x 10 ⁴	NA	NA	NA	1.40 ± 0.39	2.02 ± 0.03	1.40 ± 0.01 x 10 ³
Pciglox3^d	6.35 ± 1.32	0.75 ± 0.07	118.35 ± 0.01	0.0 ± 0.1	1.28 ± 0.09	7.30 ± 0.01 x 10 ³	NA	NA	NA	0.61 ± 0.58	0.04 ± 0.01	72.03 ± 0.01
<i>CgrAAO</i>^e	6.5 ± 0.3	126.0 ± 1.5	0.09 x 10 ⁴	NM	NM	NM	26.9 ± 3.0	28.3 ± 1.3	1.1 ± 0.1 x 10 ³	NM	NM	NM

* NM not measurable; NA non assessed

^a Kinetic data from ¹; ^b Kinetic data from ²; ^c Kinetic data from ³; ^d Kinetic data from ⁴; ^e Kinetic data derive from Table 1

Table S4 : PCR primers^a

	Primers name	Primers sequence 5' - 3'
Mutagenesis	<i>CgrAAO</i> -Y334W-f	GGTGGGCTTggTCAGGTGAGC
	<i>CgrAAO</i> -Y334W-r	AATAGTGAAGACCTTACCATTAC
	<i>CgrAAO</i> -Y334F-f	GGTGGGGCTTtTTCAGGTGAG
	<i>CgrAAO</i> -Y334F-r	AATAGTGAAGACCTTACCATTAC

^a. Primer sequences used for site directed mutagenesis. Mutated bases are in lowercase.

Supporting Figures

A

FgrGalOx Q01745	G L G R W G P T I D L P I V P A A A A I E P - - - T S G R V L M W S S Y R N D A F G G S P G G I - T L T S S W D P S T G	86
CgrAlcOx EFQ30446	N V G K W G P M V K F P V V P V A V A L V P - - - E T G N L L V W S S G W P N R W T T A G N G K - T Y T S L Y N V N T G	86
CglAlcOx ELA25906	G L G Q W S P L I K F P V V P V S V A L L P - - - E S G N L L V W S S G W P N R W T T A G N G K - T Y T S L Y N V N T G	86
CgrRafOx EFQ36699	Q N G Q W S P I Q T L P L N P V A A Y L V P A Y P V V Q D F L S F S S F S P F T F G G G P A Y F N T A F M R Y N I K S S	80
PorAlcOx XP_003719369	S A G Q W G P I V K F P V V P V S V A L I P - - - E S G D L I V W S S G W P D R F T N G G N G K - T Y T S I Y N V Q T G	86
ChiAlcOx OBR05259	N V G Q W G P M V K F P V V P V A V A L V P - - - E T G N L L V W S S G W P N R W T T A G N G K - T Y T S I Y N V Q T G	86
PruAA5_2A CAP96757	N G G V W G P T I D L P V V A V S G A V I P - - - E T N E V L V W S S W A K D D Y L H S - R G Y - T L T A V W M M D N	85
CgrAAO EFQ27661	V K G K W G D L I R L P V I P V A A Y I V P S Y P E P S R L L F F S S W S N D A F S G A - S G M - T Q F G D Y D F A T G	88
* * * * * : * * * * * : * * * * * : * * * * * : * * * * * : * * * * * : * * * * * : * * * * * : * * * * * : * * * * * : * * * * *		
FgrGalOx Q01745	I V S D R T V T V T K H D M F C P G I S M D G N G Q I V V T G G N D A K K T S L Y D S S - - - S D S W I P G P D M Q V A	813
CgrAlcOx EFQ30446	N I S D A I V Q N T Q H D M F C P G T S L D A D G R I I V T G G S S A A K T S V L D F K K G E S S P W T P L S N M Q I S	816
CglAlcOx ELA25906	N V S D A V I Q N T Q H D M F C P G T S L D A E G R I I V T G G S S A A K T S V L D F K N G E S S S W T A L S N M Q I S	816
CgrRafOx EFQ36699	A A S Q F N V A E T K H D M F C P G M N H L A D G R L V I N G G N T D A A V T I Y D P F - - - A N T W T R A A N M N M G	817
PorAlcOx XP_003719369	N V S E A I I Q N T S H D M F C P G T S M D E F G R I I V T G G S G A A K T S V F D F Q N G Q R S P W M P A S D L T N P	816
ChiAlcOx OBR05259	K V S D A L I Q N T Q H D M F C P G T S M D E N G R I I V T G G S S A S K T S V L D F K K G E F S S W T P L S N M Q I S	816
PruAA5_2A CAP96757	S V T Q R K V Q E T H H D M F C S G M S Y D G K G E L L V T G G N D K S T S I F D P A - - - S G K W T E G N T M I I T	812
CgrAAO EFQ27661	A I S Q R T V T N T H H D M F C P G I S Q L E D G R I L I Q G S D A D T V S I Y D P A - - - T N E F T R G P N M T L A	815
: : : : : * * * * * : * * * * * : * * * * * : * * * * * : * * * * * : * * * * * : * * * * * : * * * * * : * * * * * : * * * * *		
FgrGalOx Q01745	R G Y Q S S A T M S D G R V F T I G G S W S G G V - - - - - F E K N G E V Y S P S S K T W T S L P N A K V N P M L T A	867
CgrAlcOx EFQ30446	R G Y Q S S C T T S E G K I F V I G G S F S G A G - - - - - T R N G E V Y D P K A N T W T K L A G C P V K P L V M Q	869
CglAlcOx ELA25906	R G Y Q S S C T T S E G K I F V I G G S F S G A G - - - - - T R N G E I Y D T A T N K W T K L A G C P V K P L V M Q	869
CgrRafOx EFQ36699	R G Y Q S S V T L S D G R G F T I G G S Y T G G I G G Q N G T P M K N G E V Y D P K L N K W T A L P G A L V A P M L T A	877
PorAlcOx XP_003719369	R G Y Q S S V T T S E G K I F T I G G T F S G N G - - - - - K R D G E V Y D V N A N K W T K L P G C P A T I M R V A	869
ChiAlcOx OBR05259	R G Y Q S S C T T S E G K I F V I G G S F S G A G - - - - - R R D G E V Y D P K A N T W T K L A G C P V K P L V M Q	869
PruAA5_2A CAP96757	R G Y Q A S A T I A D G R V F I G G S W N G G T N - - - - - Y D K D G E I Y D P D T E K Y S F L K N A L R P N M Q I S	867
CgrAAO EFQ27661	R G Y Q T S C T L S N G K V F T I G G A Y S G E R - - - - - V G K N G E V Y D P V A N A W T Y L P G A D F R P M L T N	869
* * * * * : * * * * * : * * * * * : * * * * * : * * * * * : * * * * * : * * * * * : * * * * * : * * * * * : * * * * *		
FgrGalOx Q01745	- D K Q G L Y R S D N H A W L F G W K K G S V F Q A G P S T A M N W Y Y T S G S G D V K S A G K R Q S N R G V A P D A M	826
CgrAlcOx EFQ30446	- - - - R G M F P D S H A W L W S W K N G S V L Q A G P S K M N W Y D T K G T G S N T P A G L R G - - - T D E D S M	821
CglAlcOx ELA25906	- - - - L G M F P D S H A W L W S W K N G S V L Q A G P A K Q M N W Y D T K G T G S N T P A G L R G - - - A D Q D S M	821
CgrRafOx EFQ36699	Y D N A G A W R T D N H A W L Y A W S N G S V F Q A G P S K M N W Y S T S G Q G S V K G A G Q R N - - - T Q N D Q M	833
PorAlcOx XP_003719369	- - - - G G L Y P D S H T W L W G W K D G F V L Q A G P S K M N W F D T K G T G N K P A G T R G - - - A D Q D S M	821
ChiAlcOx OBR05259	- - - - R G L F P D S H A W L W S W K N G T V L H A G P A K Q M N W Y Y T K G T G A N T P A G L R G - - - A D D S M	821
PruAA5_2A CAP96757	- D Q D S G Y R E D S H G W L F G W K N D T V F Q A G P S K M N W Y Y T H G D G D Q K P A G T R A - - - D A N D S M	822
CgrAAO EFQ27661	- D H E G I W R E D N H A W L F G W K N G S I F Q A G P S K D Q H W Y G I Q N G N T V A K A A T R - - - D D D A M	823
: * * * * * : * * * * * : * * * * * : * * * * * : * * * * * : * * * * * : * * * * * : * * * * * : * * * * * : * * * * *		
FgrGalOx Q01745	C G N A V M Y D A V A G K I L T F G G S P D Y Q D S D A T T N A H I I T L G - E P G T S P N T V F A - - - S N G L Y F	881
CgrAlcOx EFQ30446	C G V S V M Y D A V A G K I F T Y G G G K Y T G Y D S T S N A H I L T L G - E P G Q A V Q V Q K - - - L A N G K Y	875
CglAlcOx ELA25906	C G V S V M Y D A V A G K I F T Y G G G K Y T G Y Q S T S N A H I L T L G - E P G Q V Q V Q K - - - L Q N G Q Y	875
CgrRafOx EFQ36699	C G V T V M Y D S - - G K I F A A G A Q S Y S D D K A L Y A A H R I T L N - G V N Q S P T V Q K - - - L P N A K Y	885
PorAlcOx XP_003719369	C G V T A M Y D A A A G K V F T Y G G L R Y T G E S S N A A H V L T L P D T P G D L V A V E R - - - V S D G Q F	876
ChiAlcOx OBR05259	C G V S V M Y D A V A G K I F T Y G G K A Y T G V S S S N A H I L T L G - E P G Q A V Q V Q K - - - L Q N G K F	875
PruAA5_2A CAP96757	S G N A V M F D A V A N G K I I T F G G S P Y E N S Y A T T D A Y L I E I D - E P G S Q P K V T A A K N P N G E G M A F	881
CgrAAO EFQ27661	C G V W V M Y D A V A G K I F S A G G S P D Y T D S P A T Q R A H I T T I G - E P N T P A E V E R - - - V A D M G F	877
: * * * * * : * * * * * : * * * * * : * * * * * : * * * * * : * * * * * : * * * * * : * * * * * : * * * * * : * * * * *		
FgrGalOx Q01745	A R T F H T S V V L P D G S T F I T G G Q R R G I P F E D S T P V F T P E I Y V P E Q D T F Y K Q N P N S I V R V Y H S	841
CgrAlcOx EFQ30446	N R G F A N A V M P D G K I W V V G G M Q K M W L F S D T T P Q L T P E L F D P A T G S F T P T P H T V P R N Y H S	835
CglAlcOx ELA25906	N R G F A N A V M P D G K I W V V G G M Q K M A L F S D A T P Q L T P E L F D P A T G K F T P T A A H T V P R N Y H S	835
CgrRafOx EFQ36699	A R I F A Q A I V L P N G Q V F V T G G Q A Y A A G F T D T L S V L Q A E V Y D P V A N T F T P V A A L A V T P R N Y H S	846
PorAlcOx XP_003719369	G R Y H N A V V L P D G K V F V V G G M S R M A L F S D G S P Q L F P E I W D P A T G G F T M R P I T P R N Y H S	836
ChiAlcOx OBR05259	N R G F A N A V M P D G K I W V V G G M Q K M L F S D S T P Q L T P E L F D P A T G V F T P T P H T V P R N Y H S	835
PruAA5_2A CAP96757	A R T F H T S V V L P D G G V F T A G G S Y G V P F N D S N A H L T P E L Y D P K T N Q F N E Q Q P N S I V R V Y H S	841
CgrAAO EFQ27661	P R G F A N A V V L P D G Q V L V T G G Q R M S L V F T N T D G I L V A E L F N P E T R E W K Q M A P M A V P R N Y H S	837
* * * * * : * * * * * : * * * * * : * * * * * : * * * * * : * * * * * : * * * * * : * * * * * : * * * * * : * * * * *		
FgrGalOx Q01745	I S L L L P D G R V F N G G G L C G - - - - - D C T T N H F D A Q I F T P N Y L Y N S N G N - L A T R P K	889
CgrAlcOx EFQ30446	T A L L M A D A T I W S G G G L C G - - - - - A N C K E N H F D G Q F W S P P Y L F E A D G V T P A K R P V	885
CglAlcOx ELA25906	T A L L M A D G T I W S G G G L C G - - - - - A G C A A N K F D G Q F W S P P Y L F E A D G K T P A K R P V	897
CgrRafOx EFQ36699	T G L L L P D G R V M N G G G L C Y V G G - - - - - G - C N S G N H P D L Q F W T P P Y M F D A R G N - P A T R P Q	885
PorAlcOx XP_003719369	T A L M L M A D G T V F S G G G L C G - - - - - A G C S A N H F D G Q F F S P P Y L F Q A D G R T P A Q R P V	886
ChiAlcOx OBR05259	T A L L M A D A T I W S G G G L C G - - - - - A N C K E N H F D G Q F W S P P Y L F E A D G K T P A K R P V	885
PruAA5_2A CAP96757	I S L L L P D G R V F N G G S G L G V - - - - - S A P T N H F D A Q I Y S P H Y L F N Q D G S - L A T R P T	889
CgrAAO EFQ27661	V S I L L P D A T V F S G G G M C W V Q N V G D S T A G C D K T V D H S D G E I F E P P Y L F N E D G S - R A A R P V	896
: * * * * * : * * * * * : * * * * * : * * * * * : * * * * * : * * * * * : * * * * * : * * * * * : * * * * * : * * * * *		
FgrGalOx Q01745	I T R T S T Q S - - - - - V K V G G R I T I S T D - - S S I S K A S L I R Y G T A T H T V N T D Q R R I P L T L T N	840
CgrAlcOx EFQ30446	I Q S L S D T - - - - - A V R A G A P I T I T M Q D A - G A Y T F S M I R V S A T T H T V N T D Q R R I P L D G Q D	837
CglAlcOx ELA25906	I E S L S D E - - - - - T V K A G A A L T I N M Q D E - G K Y T F S M I R V S A T T H T V N T D Q R R I P L D G Q D	837
CgrRafOx EFQ36699	I S S I S A S Q S G N Q V R V S P G G K L T V L G S S G A N L G H V L V R M G S G T H S I D T D Q R R I P L T V Y S	857
PorAlcOx XP_003719369	I R S L G P A S G A N G A V E R R A G D Q V T V T M Q D A - G A Y S F S M I R T G S T T H T V N T D S R R I P L A G Q D	845
ChiAlcOx OBR05259	I Q D L S E T - - - - - T V K A G A A I T V T M Q D A - G A Y T F S M I R V S A T T H T V N T D Q R R I P L D G Q D	837
PruAA5_2A CAP96757	I D S V A N K N - - - - - L R A G D K L S I S A S - - I D V K N A S L I R Y G T T T H T V N T D Q R R I S L D S W T	840
CgrAAO EFQ27661	I S A I S A D P - - - - - I K A G A T L T F T V E G V E G Q G T A A L I R L G S V T H S V N S D Q R R V P L N V T V	849
* * * * * : * * * * * : * * * * * : * * * * * : * * * * * : * * * * * : * * * * * : * * * * * : * * * * * : * * * * *		
FgrGalOx Q01745	N G - G N S Y S F Q V P S D S G V A L P G Y W M L F V M N S A G V P S V A S T I R V T Q	483
CgrAlcOx EFQ30446	G G D G K S F T V N V P N D Y G V A I P G Y M L F A M N E A G V P C V A Q F F K V S L	481
CglAlcOx ELA25906	G G D G K S F S V N M P S D Y G V V I P G Y M F A M N E A G T P C V A K F F K V S L	481
CgrRafOx EFQ36699	T N - G N T V A L S I P N D N G V P P G F W Y Y F A V A P S G V H S I G L T V N V L A	500
PorAlcOx XP_003719369	V G G G - S Y V V T V P S D Y G I A T P G Y M L F A L S E A G V P A V A K F F R V G L	488
ChiAlcOx OBR05259	G G D G Q A F T V N V P A D Y G V A V P G Y M L F A M N E A G V P C V A K F F K V S L	481
PruAA5_2A CAP96757	A N - E G S Y E T T L P D G S G I L L P G P W M L F I L N D D G V P S V S Q T I H I Q V	483
CgrAAO EFQ27661	- S - G N E Y S A T L P D D Y G I L L P G Y Y L F V S T P Q G T P S I A K T V H I L	491
: * * * * * : * * * * * : * * * * * : * * * * * : * * * * * : * * * * * : * * * * * : * * * * * : * * * * *		

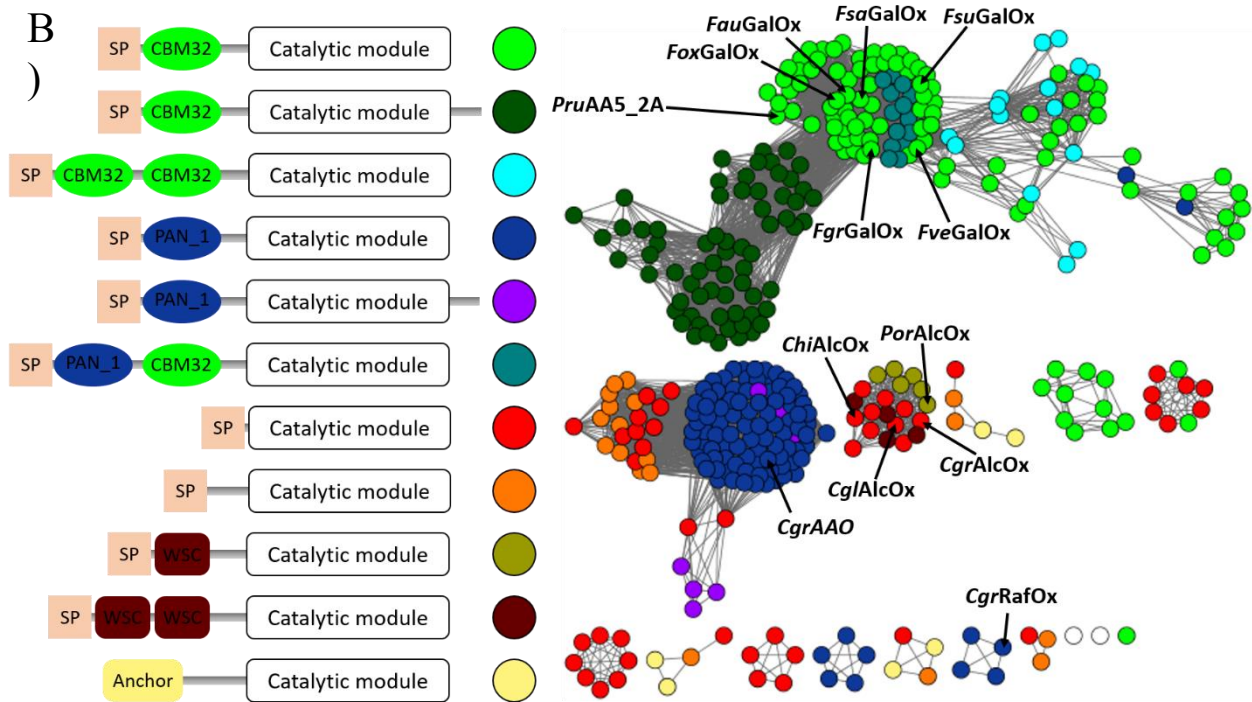


Figure S1. (A) Sequence alignment of *Colletotrichum graminicola* aryl alcohol oxidase (*CgrAAO*) with characterized AA5_2 members. (B) Sequence similarity network at an alignment score cut-off of 10^{-550} of 392 catalytic modules from the AA5_2 subfamily with their corresponding modularity. For each panel, predicted native signal peptides and additional N-terminal modules have been removed. Conserved active-site catalytic residues and residues involved in substrate recognition are highlighted in yellow and green, respectively (A). Each node is colored according to its modularity. Catalytic modules are shown in white, carbohydrate binding modules are in green⁵, PAN_1 domains are blue⁶, WSC are brown⁷ and GPI anchor are yellow (B). *CgrAlcOx* = *Colletotrichum graminicola* alcohol oxidase, *CglAlcOx* = *Colletotrichum gloeosporioides* alcohol oxidase, *CgrRafOx* = *Colletotrichum graminicola* raffinose oxidase, *PruAA5_2A* = *Penicillium rubens Wisconsin 54-1255* AA5_2 oxidase, *FgrGalOx* = *Fusarium graminearum* galactose oxidase, *ChiAlcOx* = *Colletotrichum higginsianum* alcohol oxidase and *PorAlcOx* = *Pyricularia oryzae* alcohol oxidase.

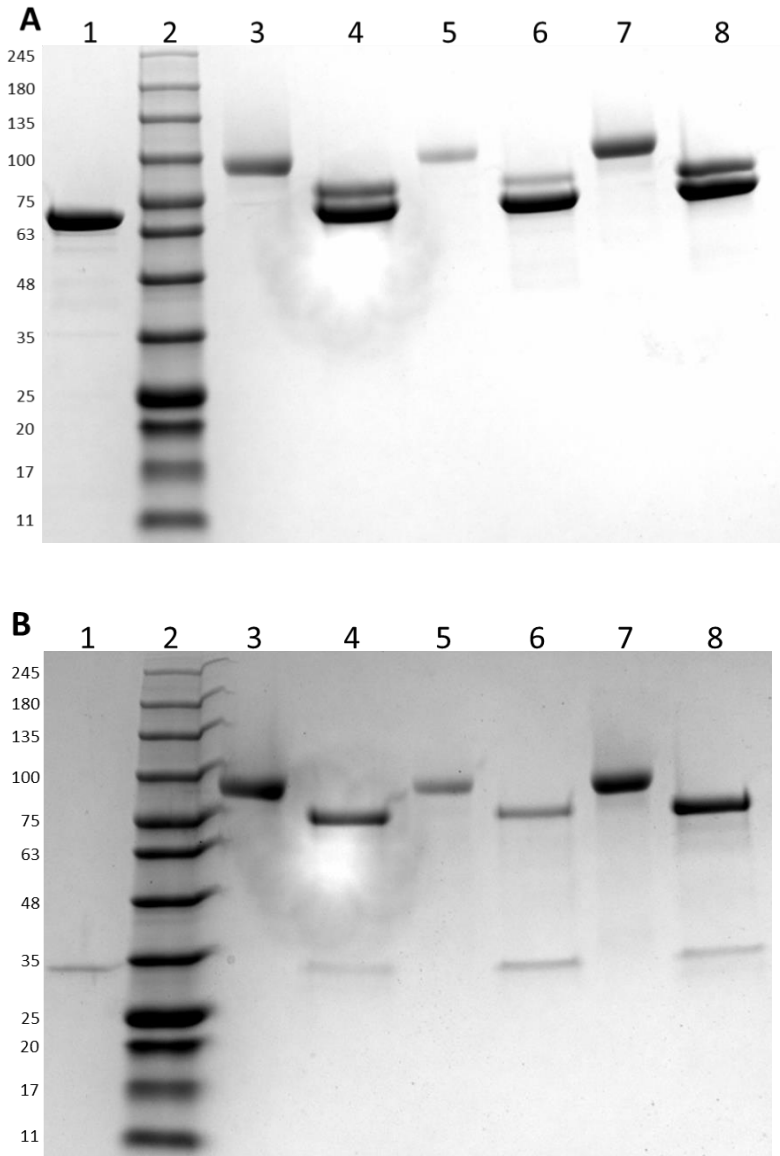


Figure S2. SDS-PAGE of *CgrAAO*-WT, *CgrAAO*-Y334F and *CgrAAO*-Y334W & *N*-deglycosylation studies.

Enzymes were *N*-deglycosylated under denaturing conditions with either PNGaseF (A) or EndoH (B).

(A): 1: EndoH, 2: molecular weight marker, 3: *CgrAAO*-WT (5 μ g), 4: *CgrAAO*-WT (5 μ g) + EndoH, 5: *CgrAAO*-Y334W (5 μ g), 6: *CgrAAO*-Y334W (5 μ g) + EndoH, 7: *CgrAAO*-Y334F (5 μ g), 8: *CgrAAO*-Y334F (5 μ g) + EndoH

(B): 1: PNGaseF, 2: molecular weight marker, 3: *CgrAAO*-WT (5 μ g), 4: *CgrAAO*-WT (5 μ g) + PNGaseF, 5: *CgrAAO*-Y334W (5 μ g), 6: *CgrAAO*-Y334W (5 μ g) + PNGaseF, 7: *CgrAAO*-Y334F (5 μ g), 8: *CgrAAO*-Y334F (5 μ g) + PNGaseF

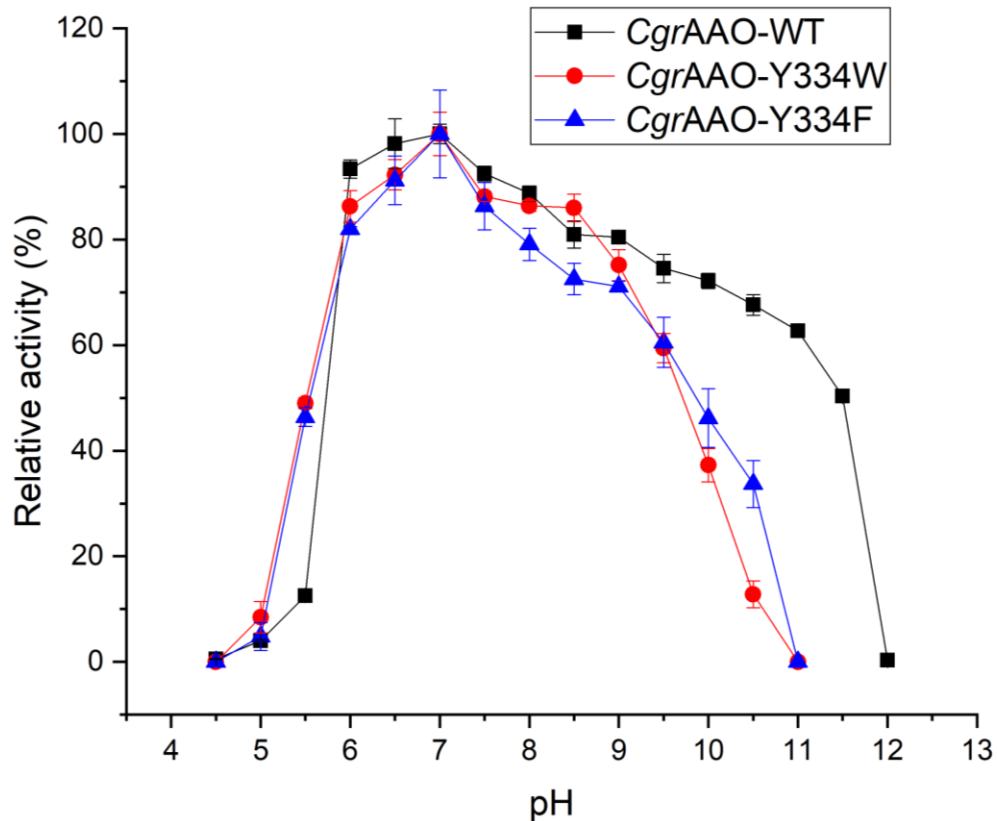


Figure S3. pH-rate profiles of *CgrAAO*-WT and mutants. Data are represented as means \pm standard deviations ($n = 3$). Activities were determined by the HRP/ABTS assay monitoring absorbance at 420 nm using 50 mM HMF for *CgrAAO*-WT and *CgrAAO*-Y334F, and 500 mM melibiose for *CgrAAO*-Y334W. pH rate profiles were determined after 1-min incubations at the desired pH, pH range 4-6 was maintained using 100 mM phosphate-citrate buffers, pH range 6-8 was maintained using 100 mM phosphate buffers and pH range 8- 12 was maintained using glycine-sodium hydroxide buffers.

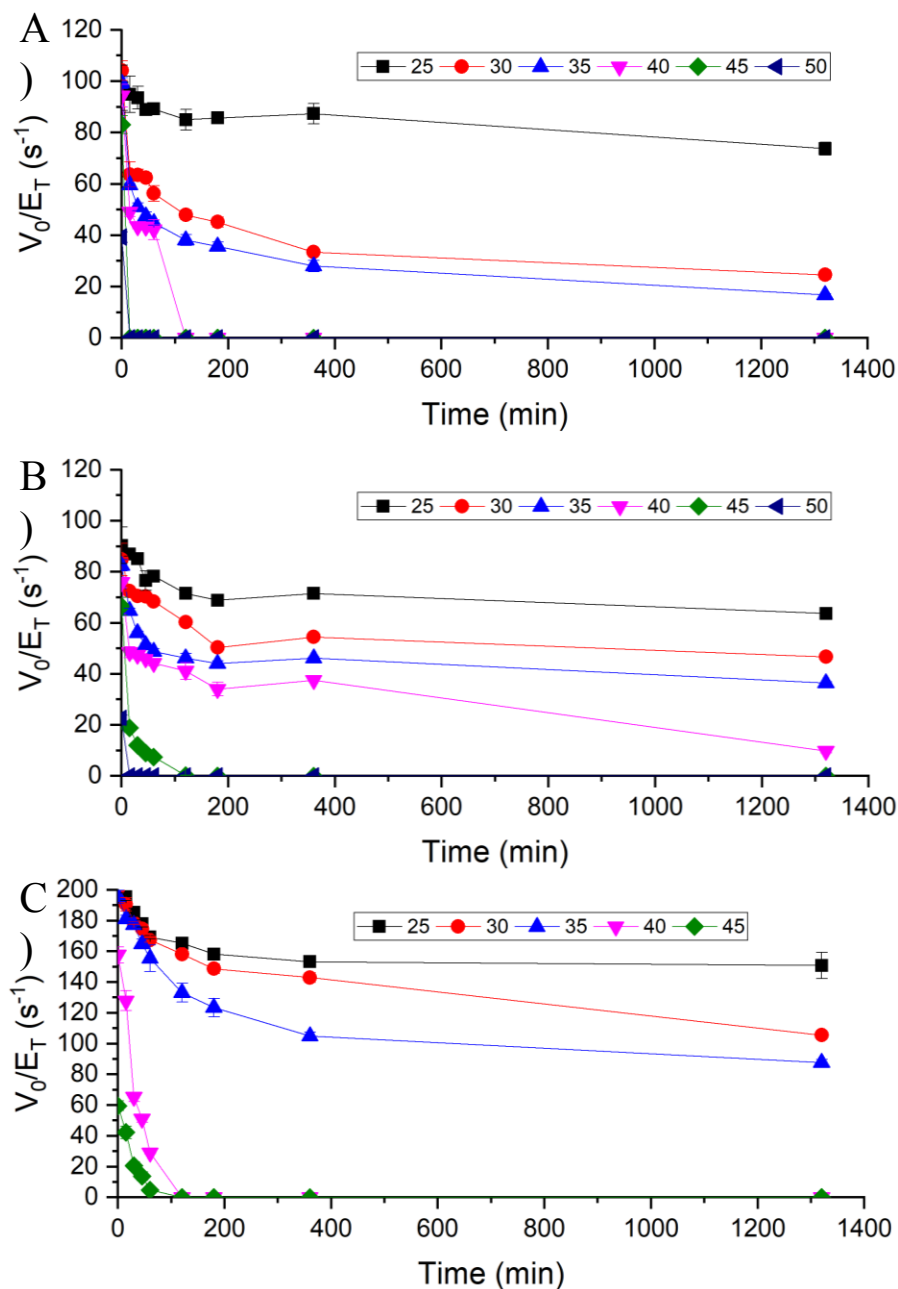
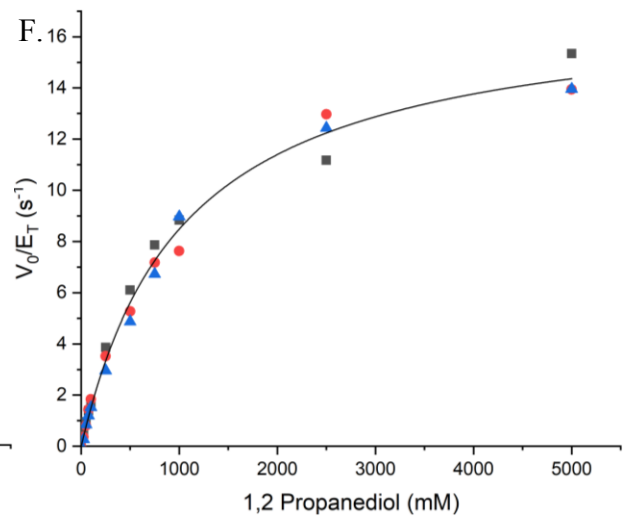
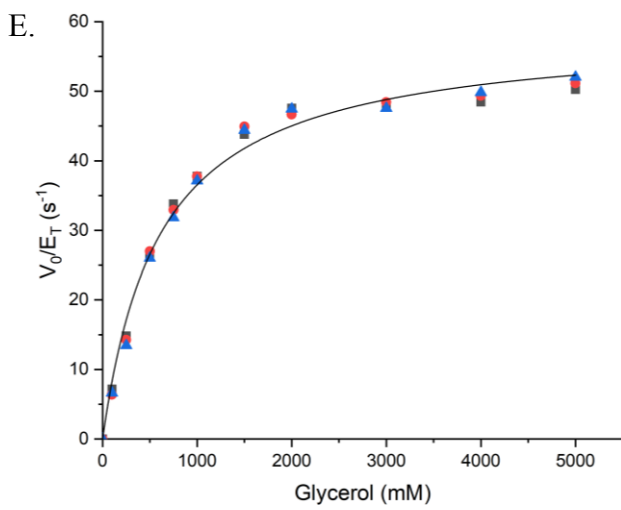
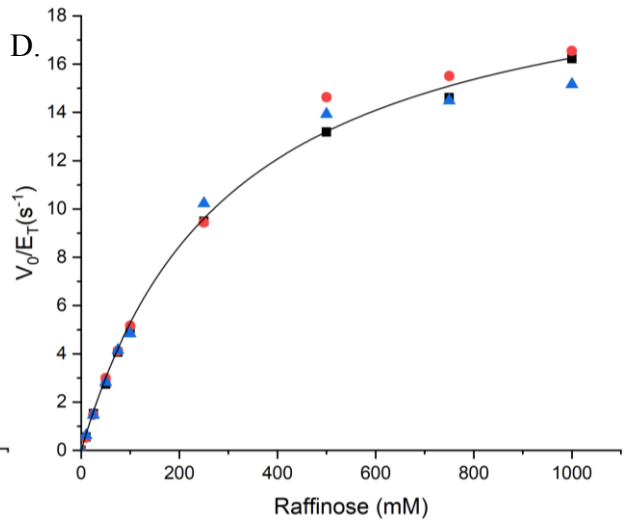
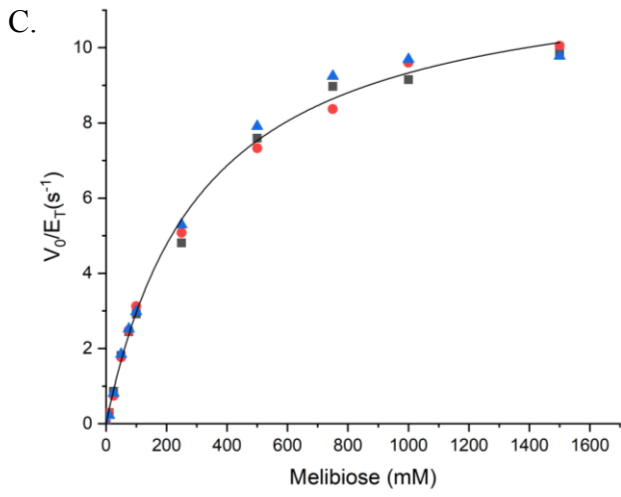
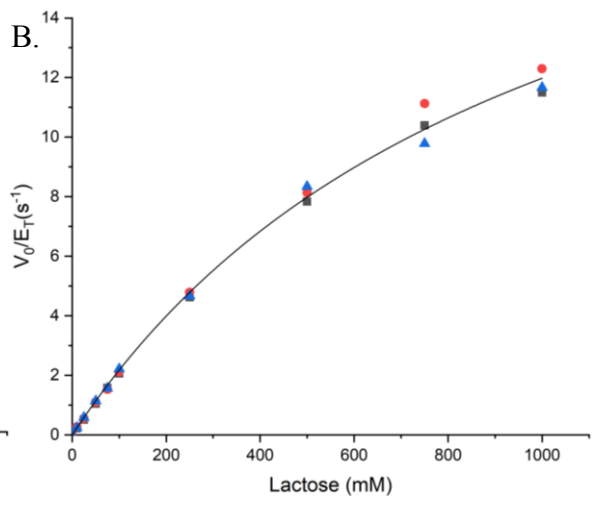
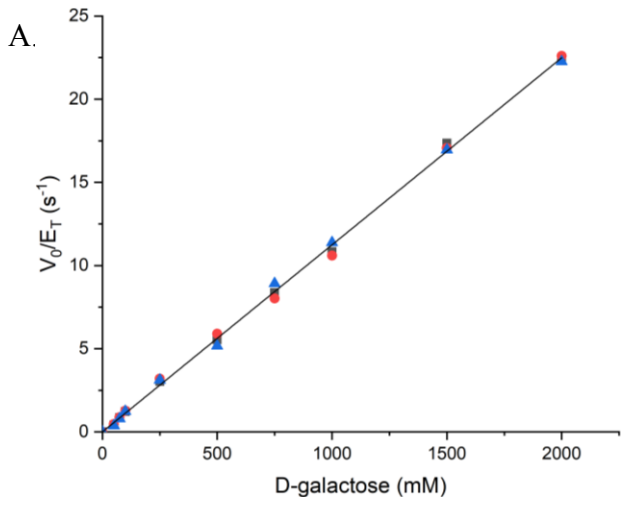
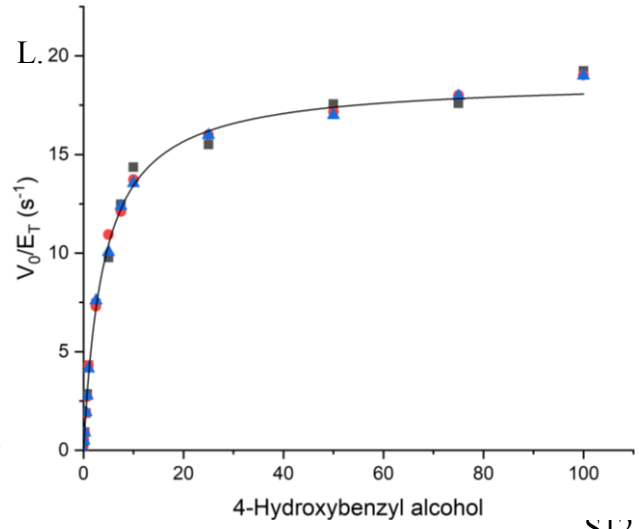
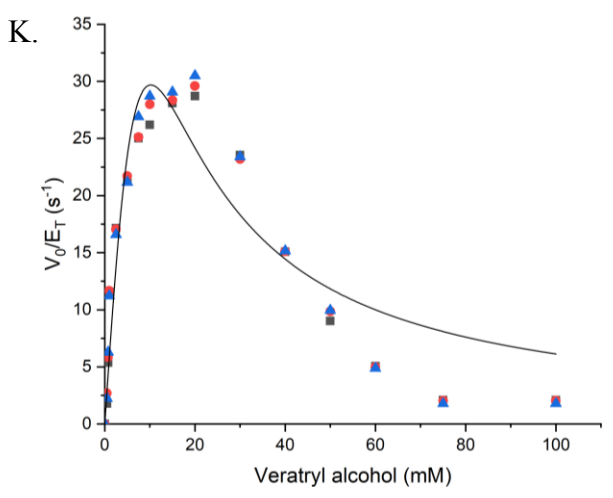
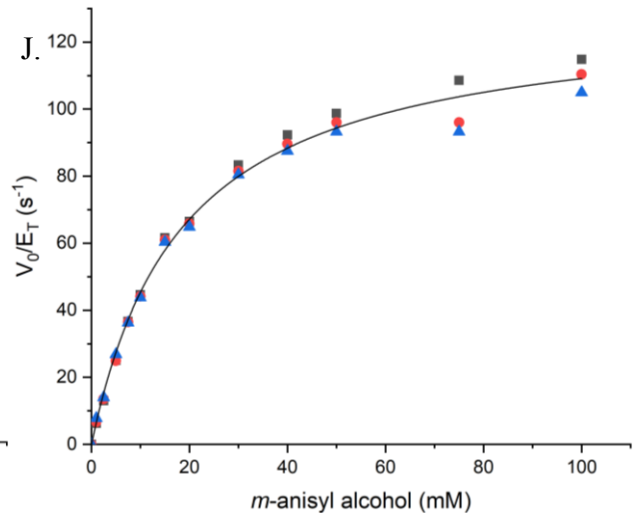
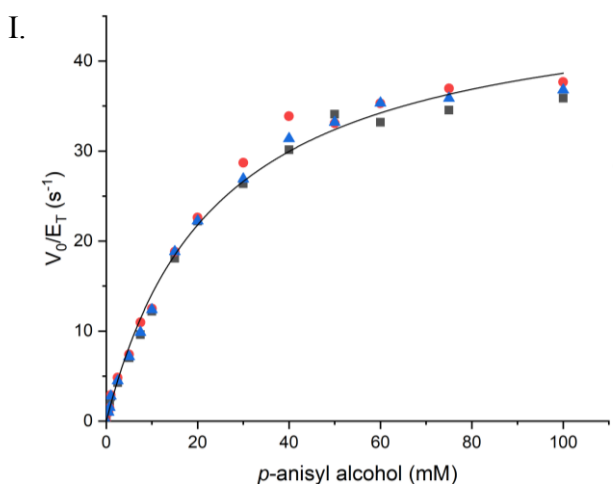
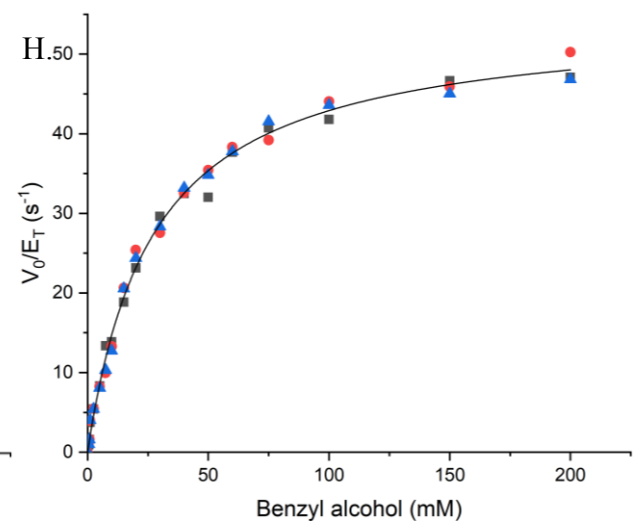
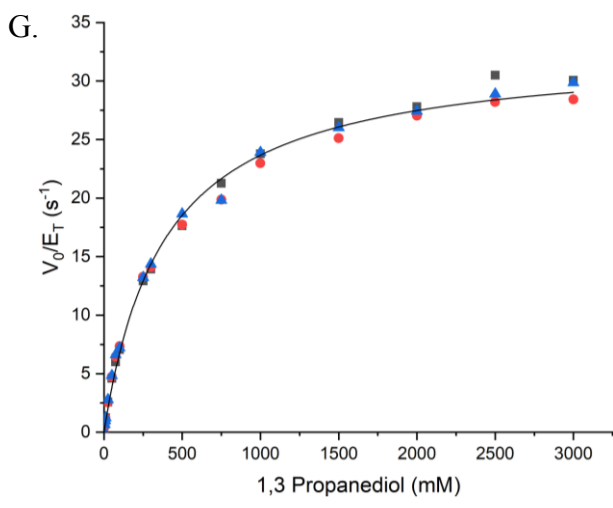
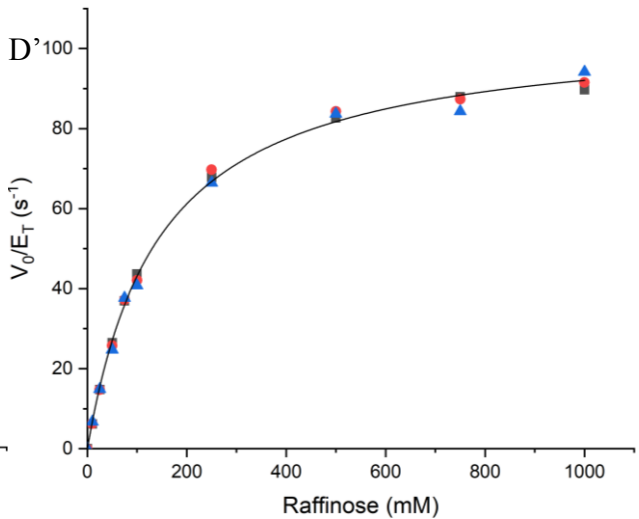
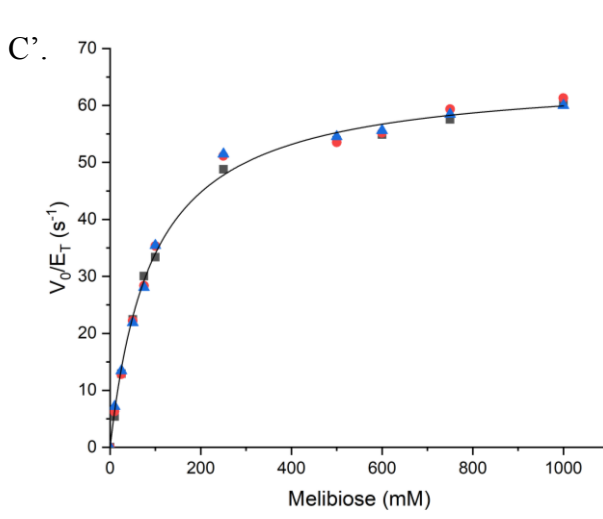
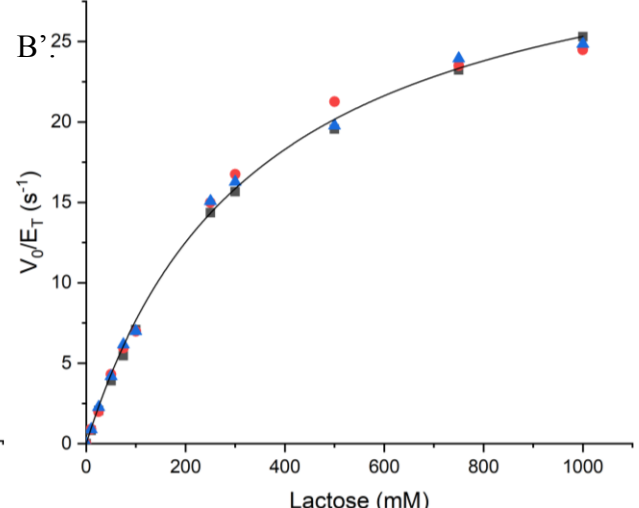
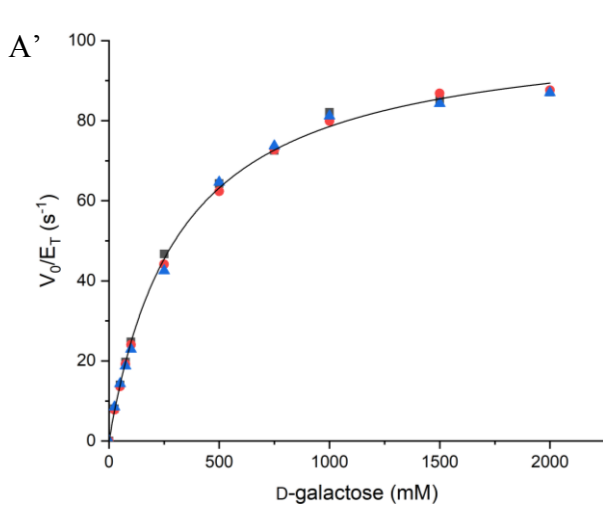
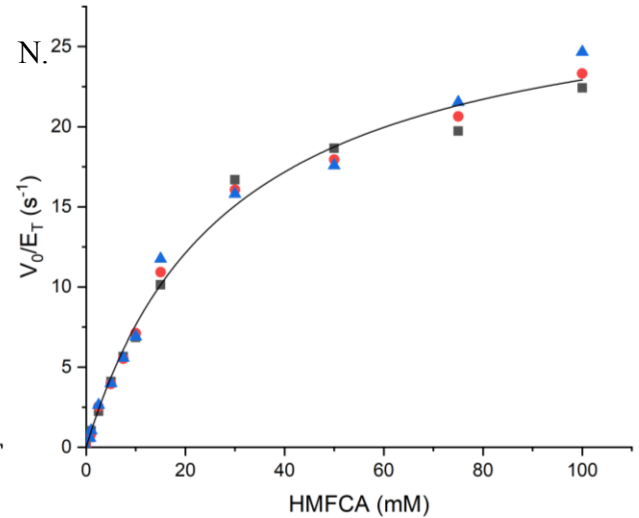
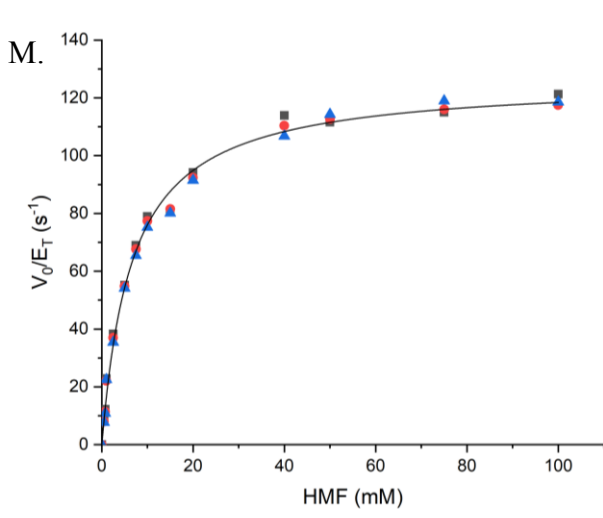
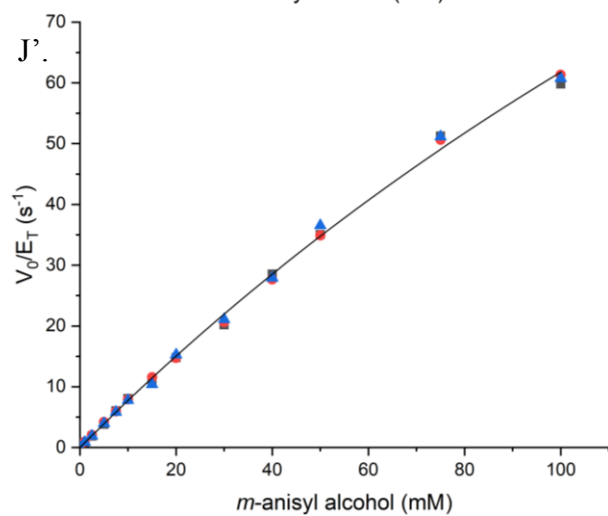
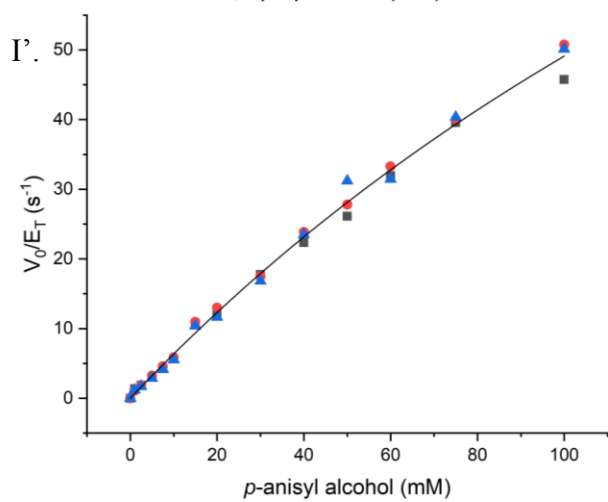
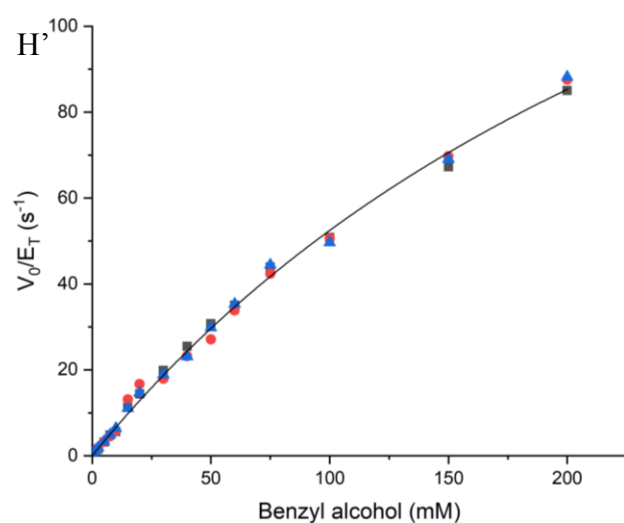
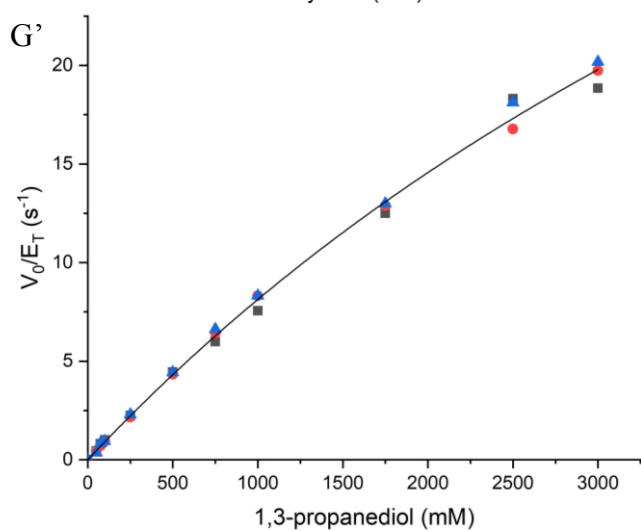
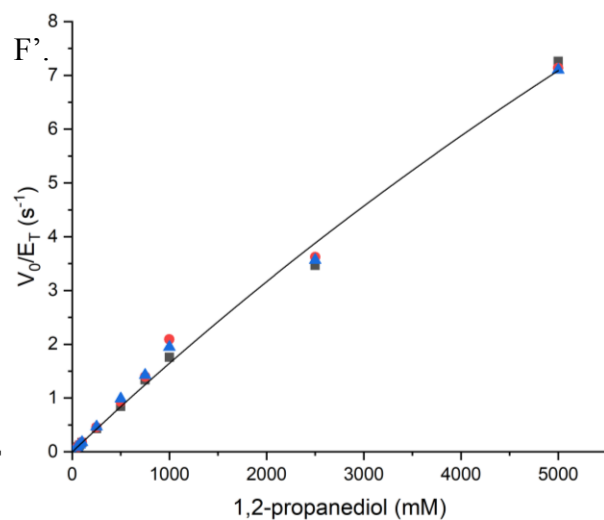
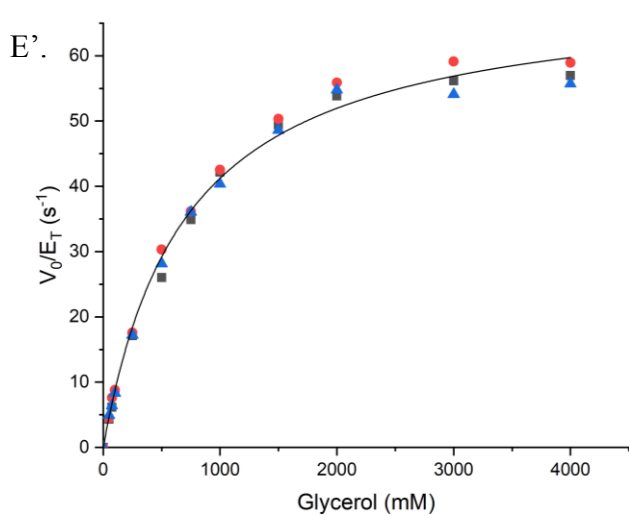


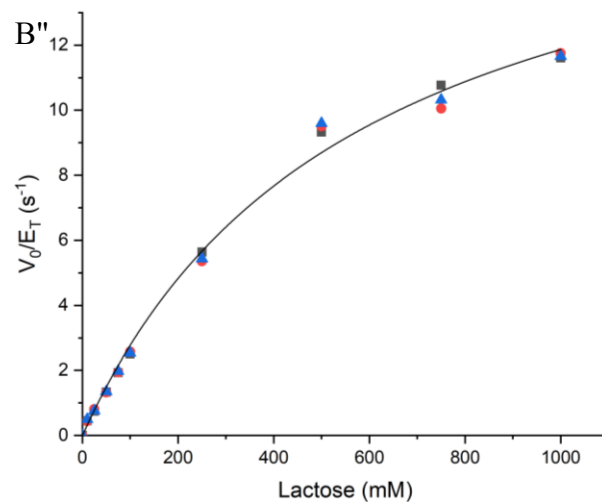
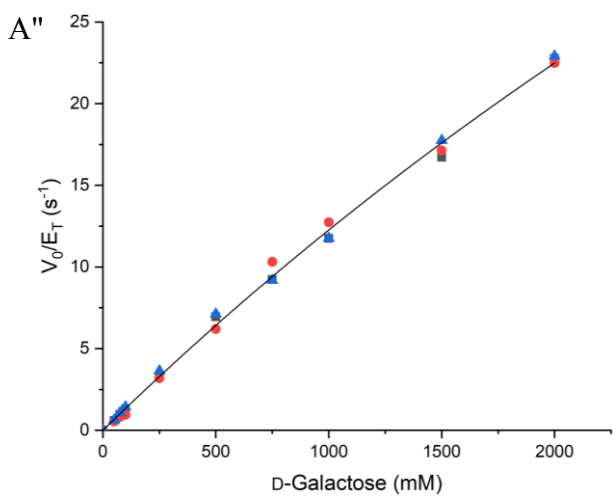
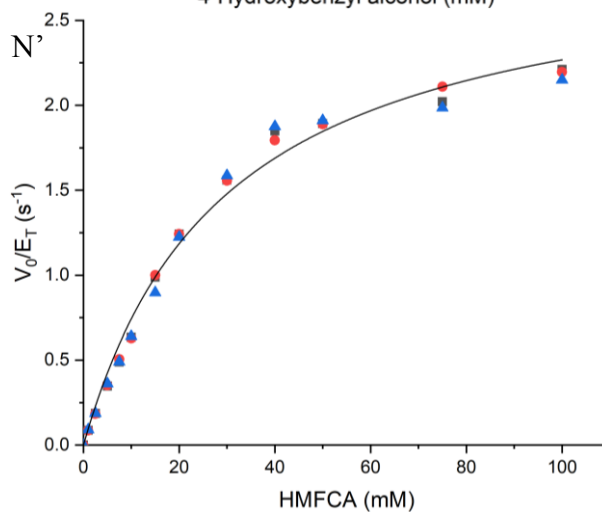
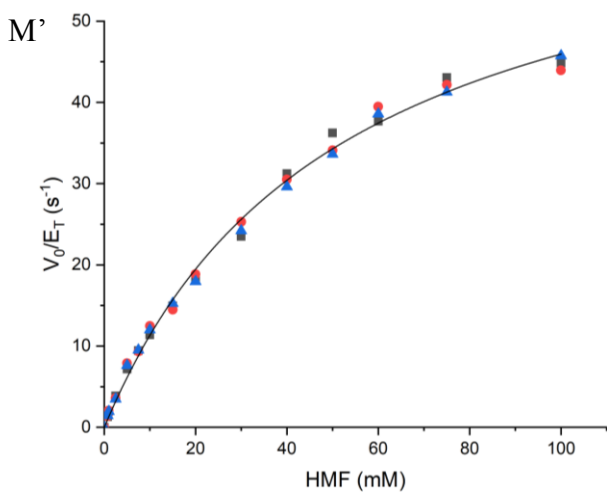
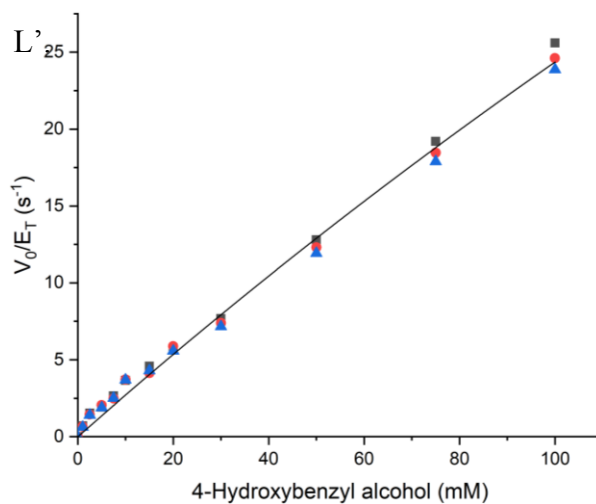
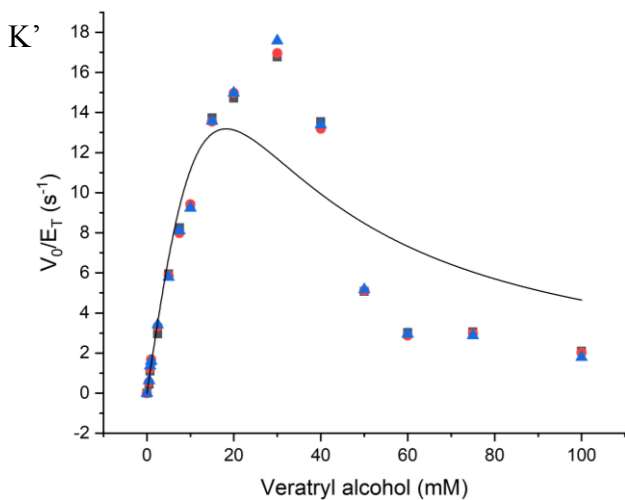
Figure S4. Temperature stability. A) *CgrAAO*-WT; B) *CgrAAO*-Y334W; C) *CgrAAO*-Y334F. Data are represented as means \pm standard deviations ($n = 3$). Activities values were determined by the coupled HRP/ABTS at each temperature, maintained by a gradient thermocycler, using 50 mM HMF for *CgrAAO*-WT and *CgrAAO*-Y334F, and 500 mM melibiose for *CgrAAO*-Y334W.

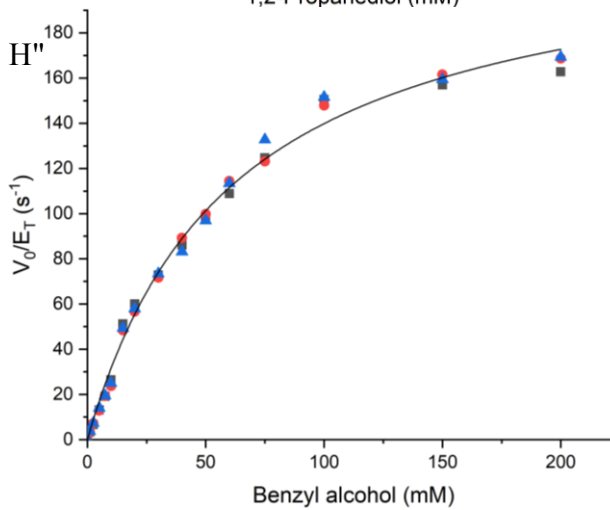
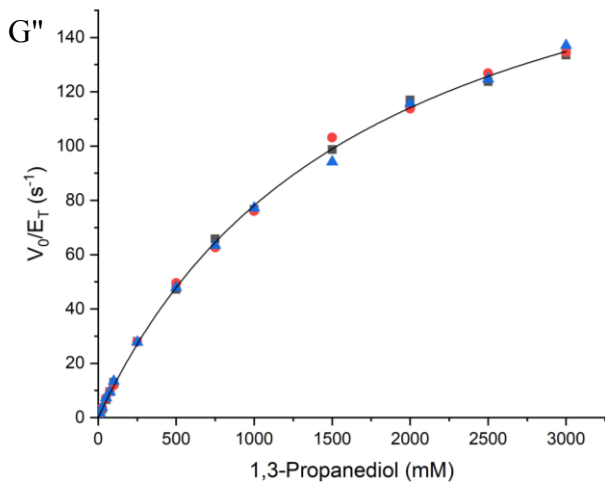
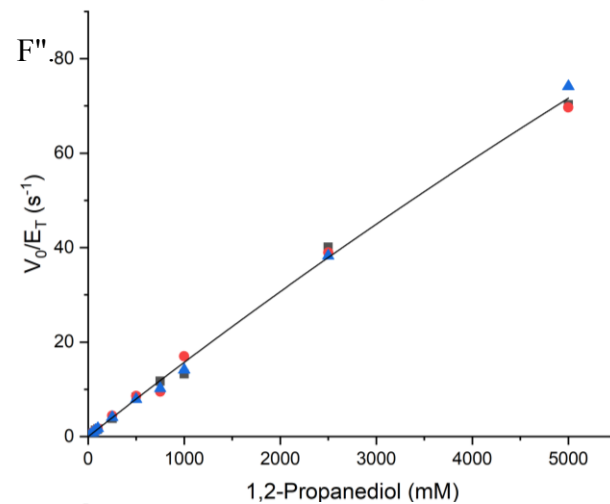
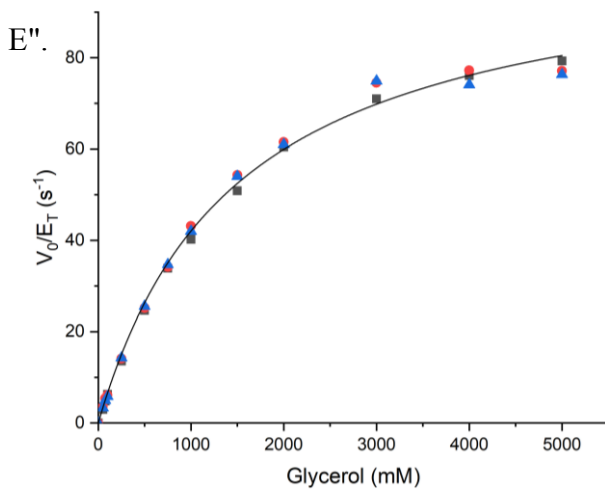
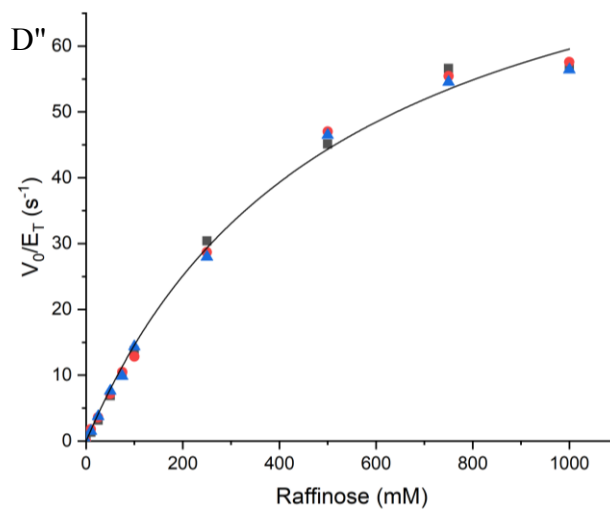
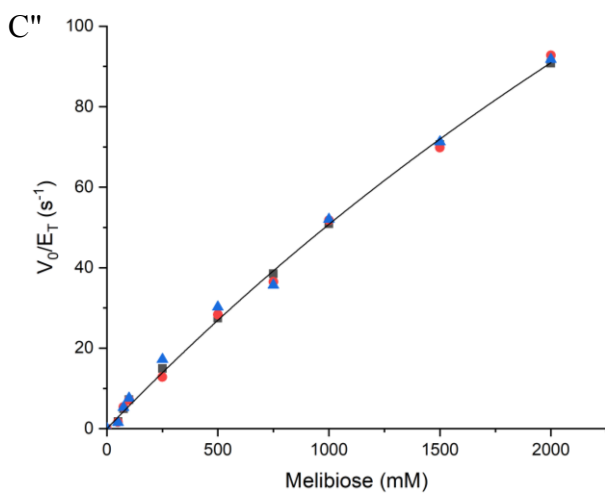












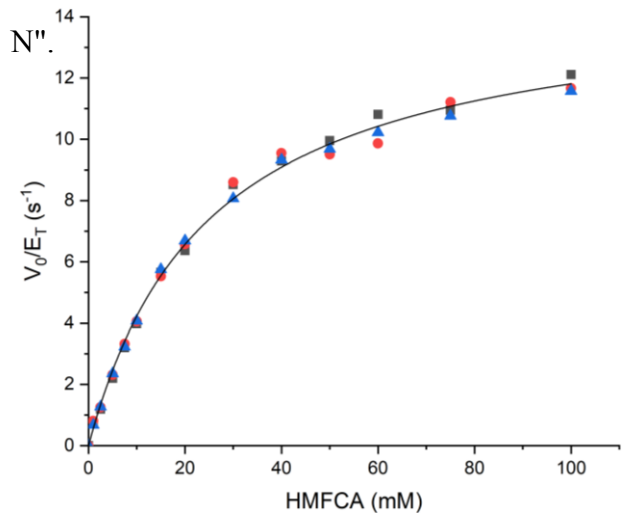
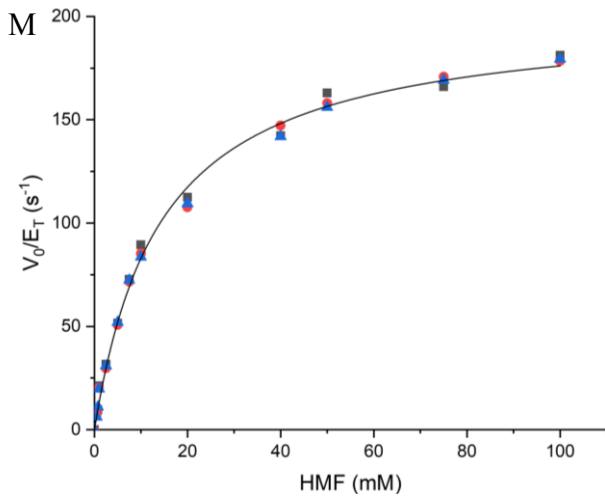
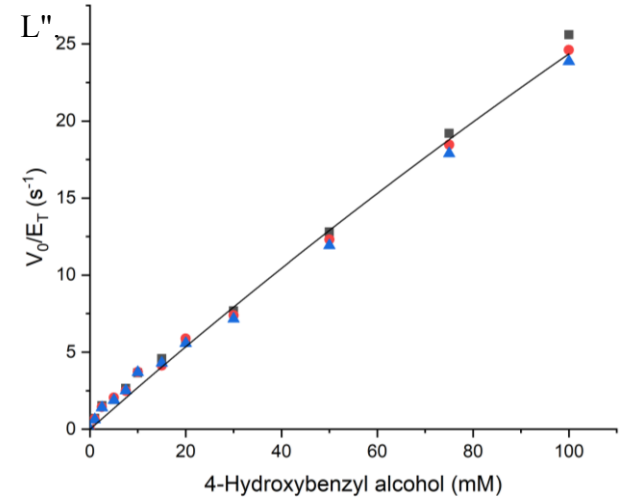
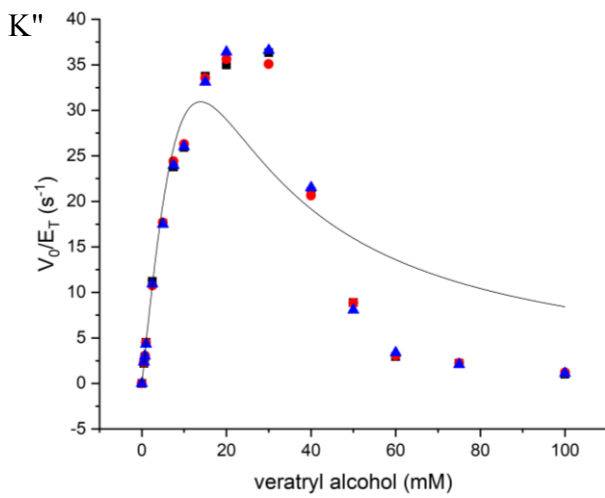
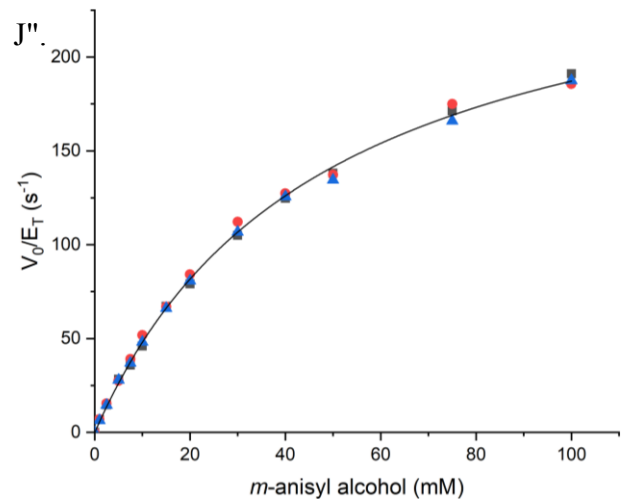
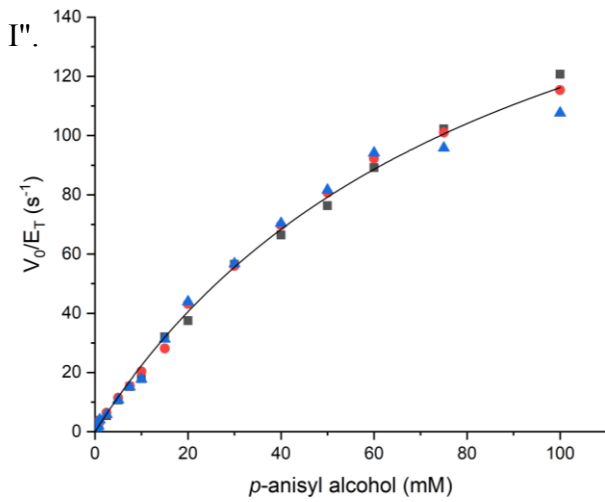
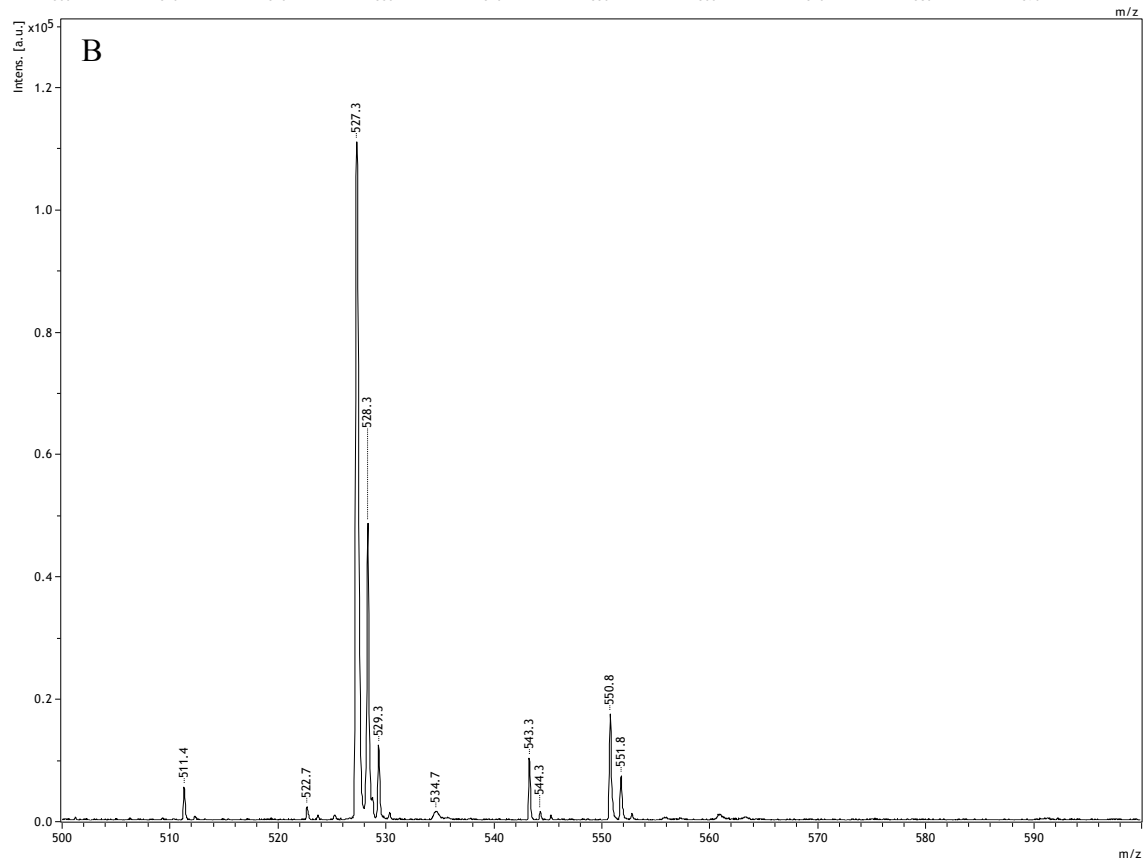
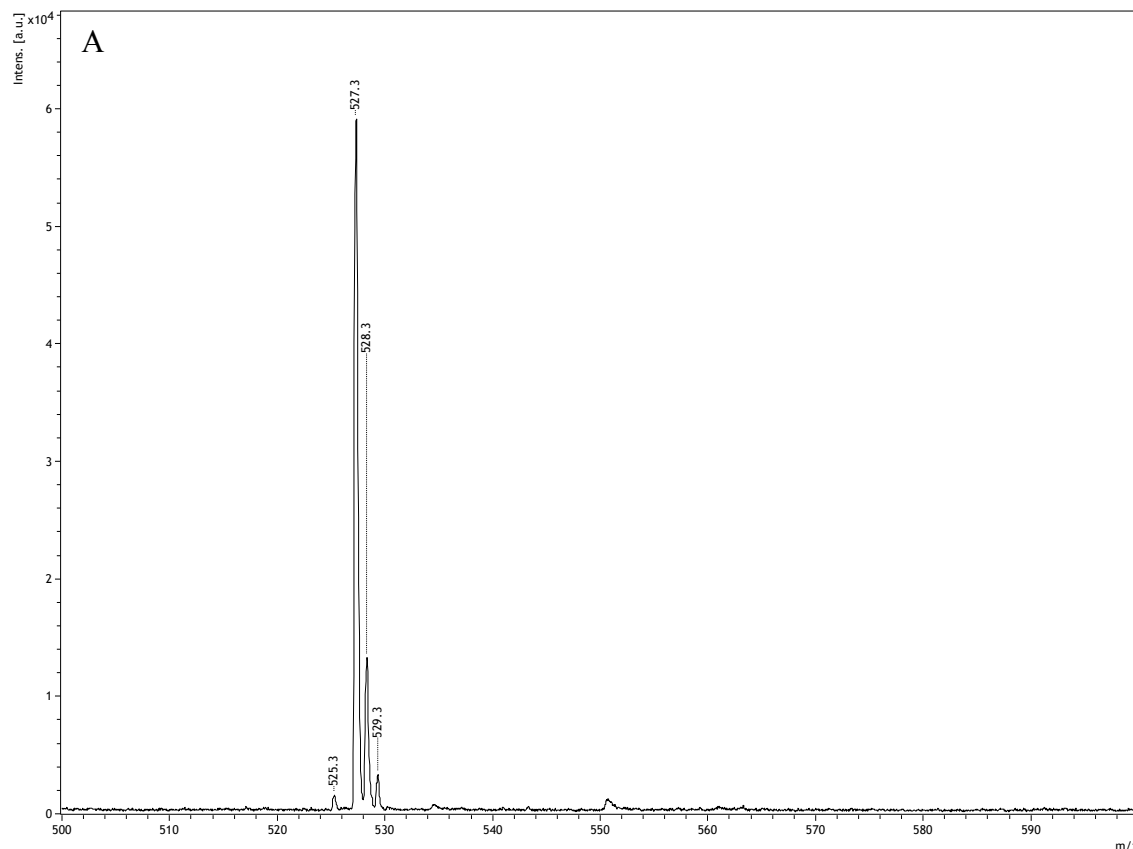
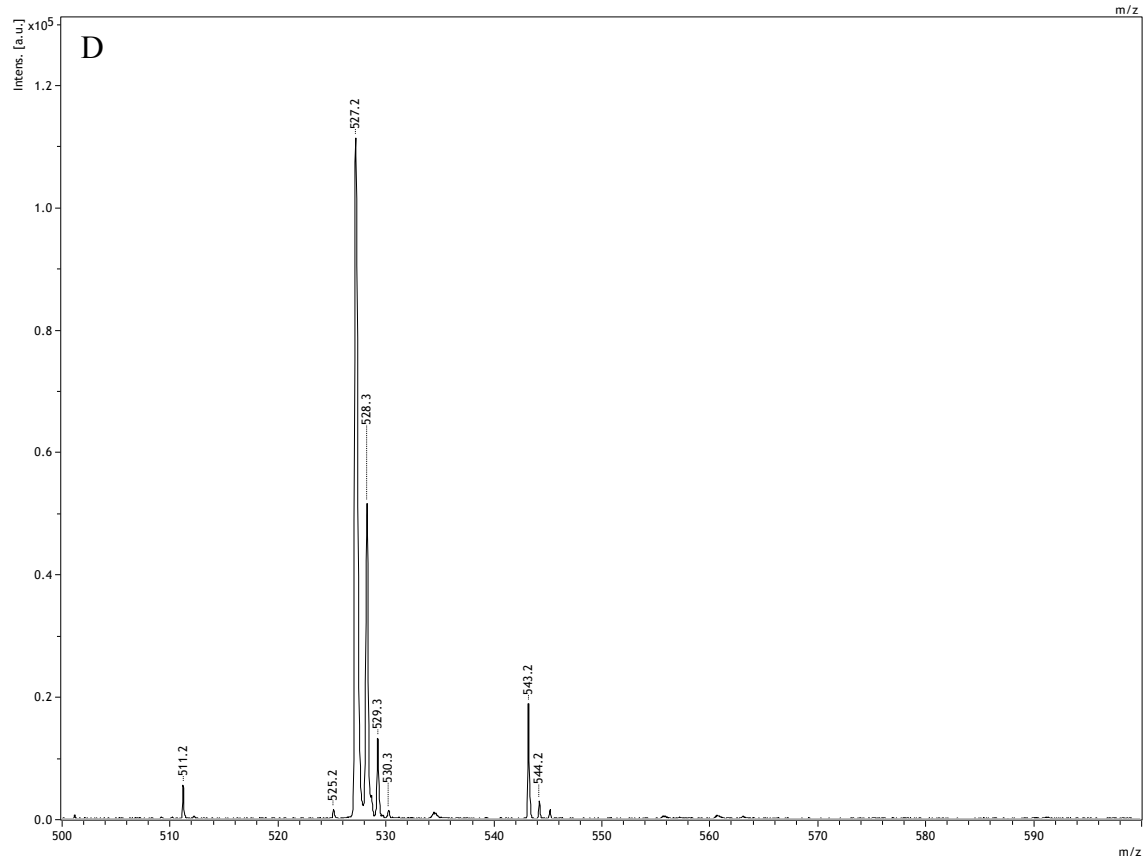
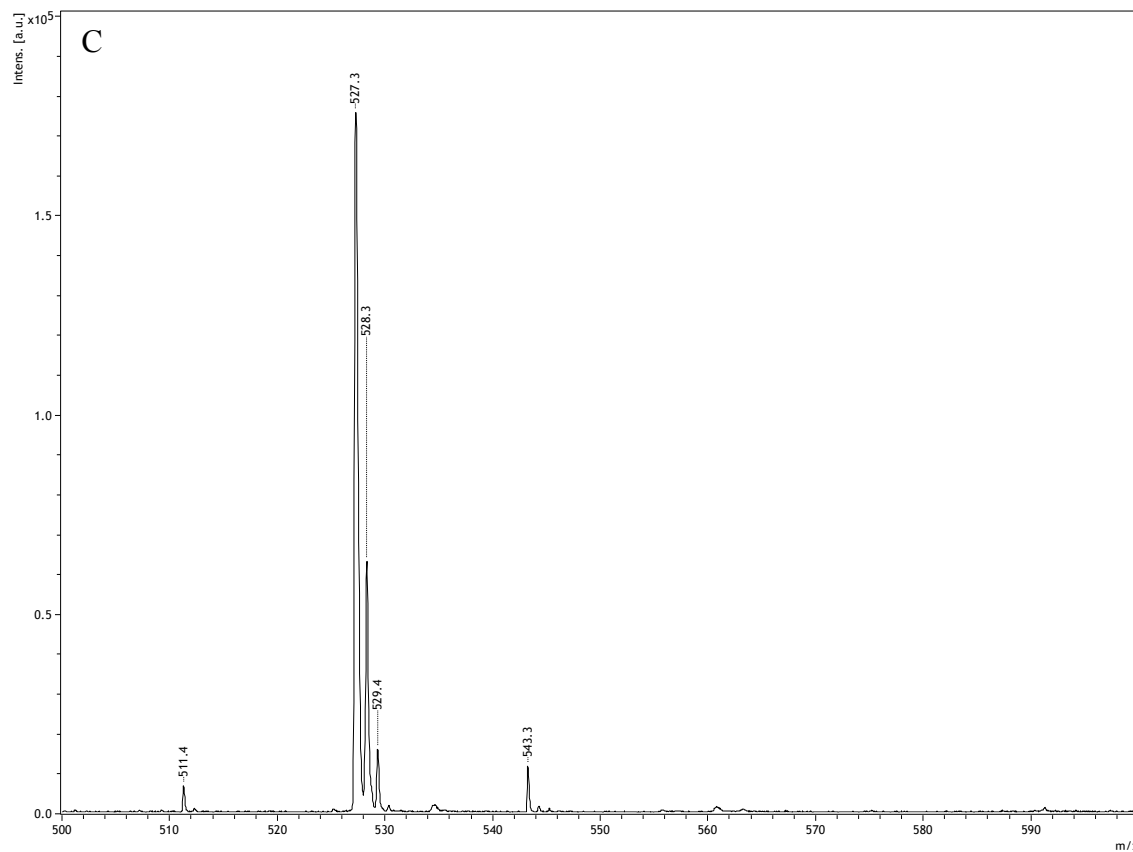
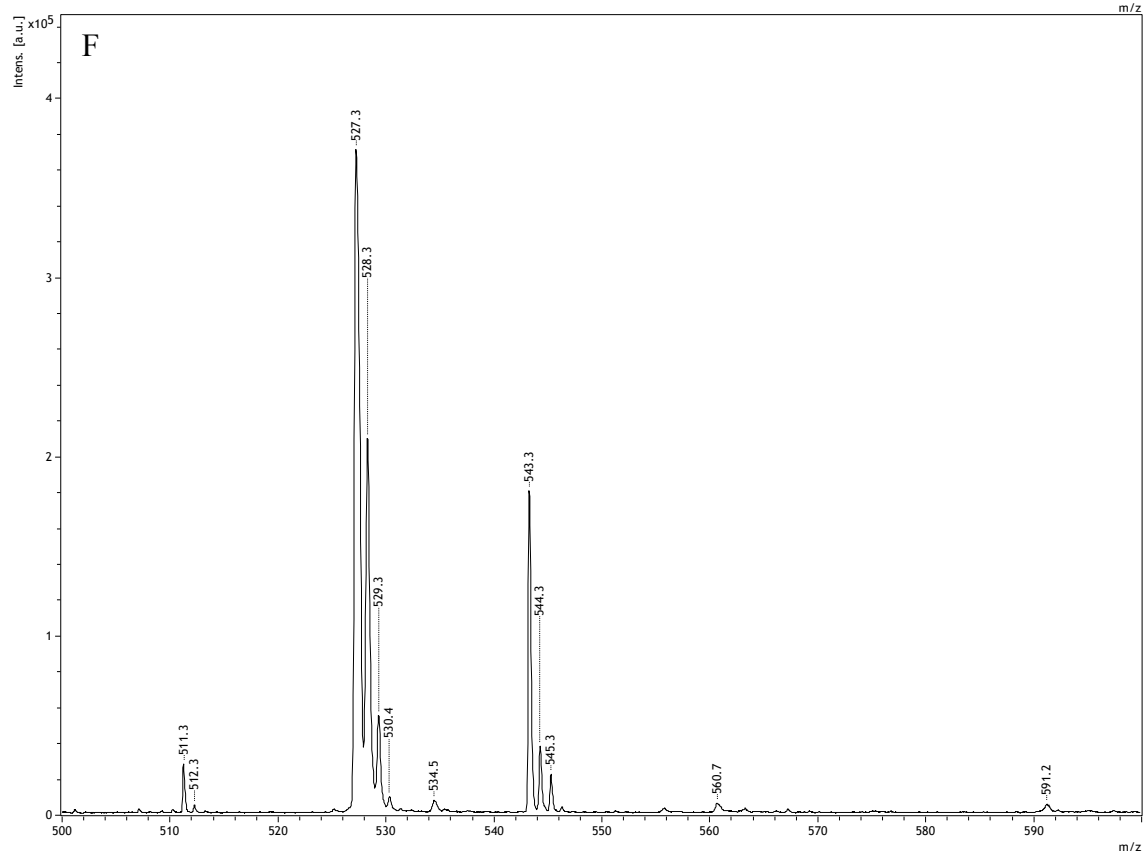
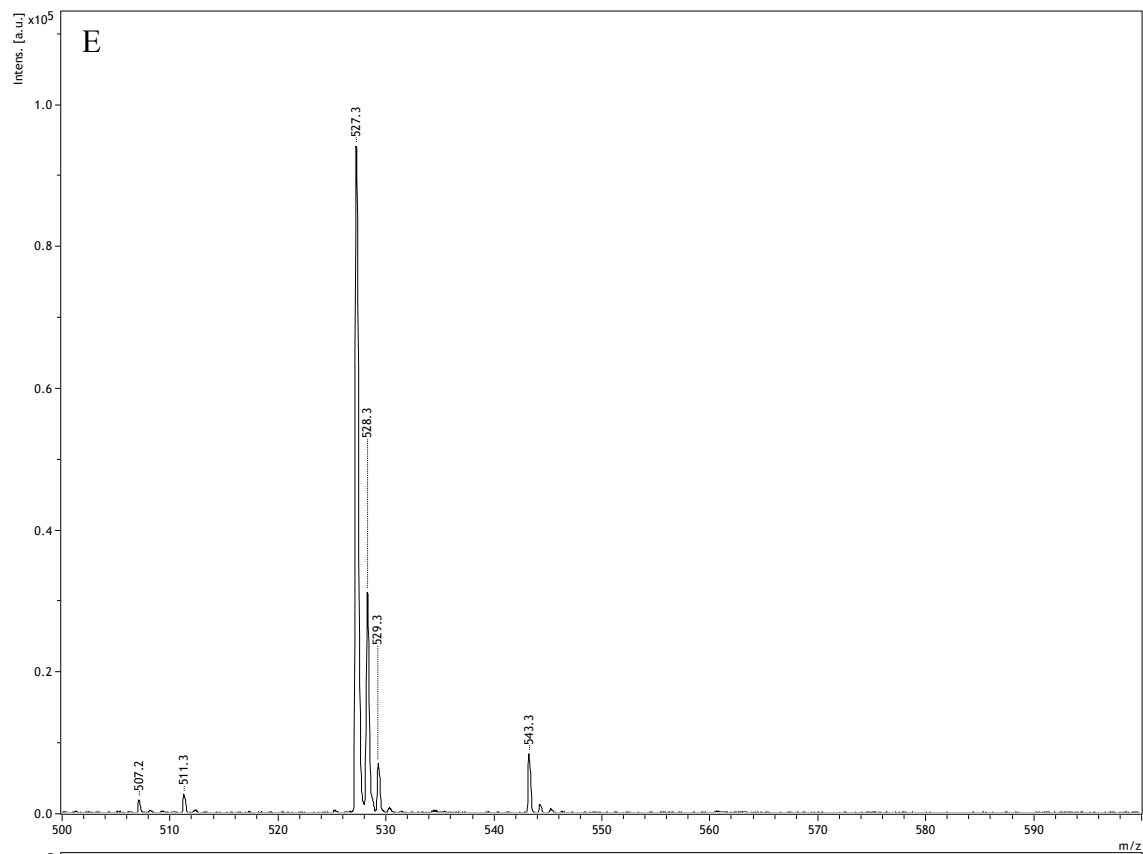
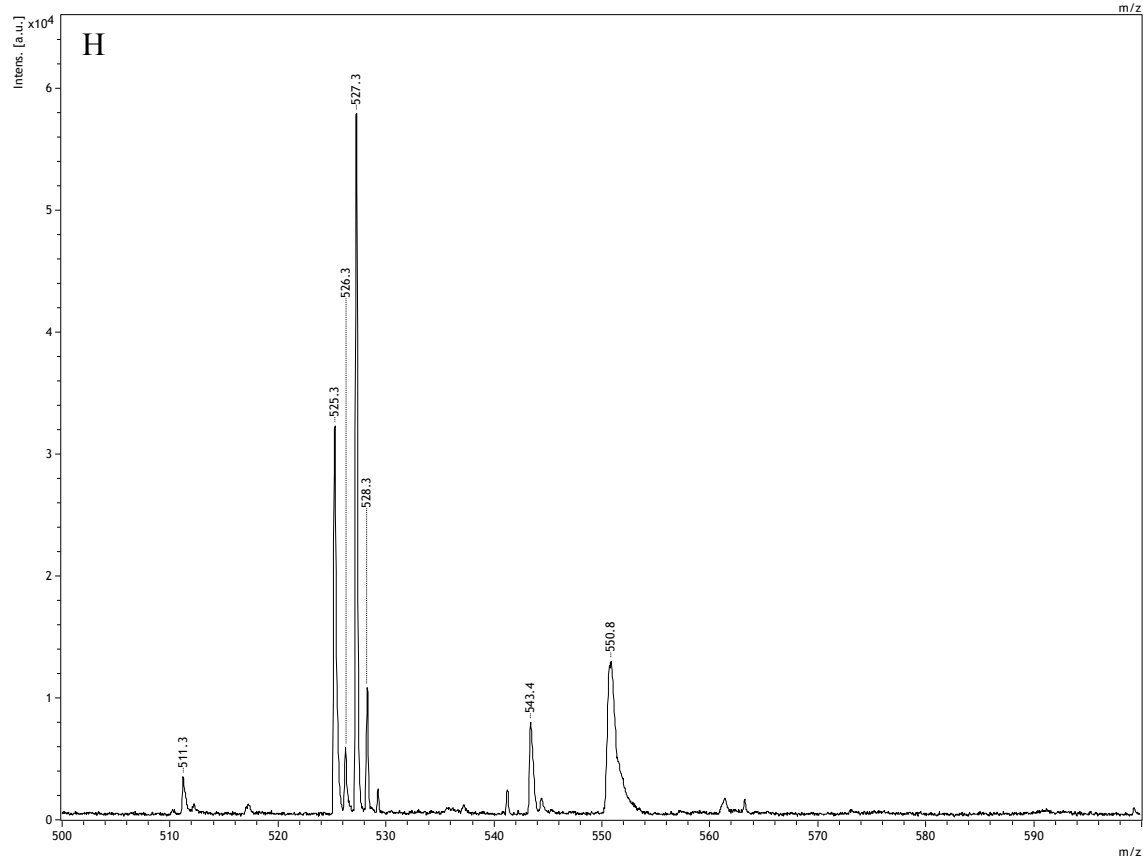
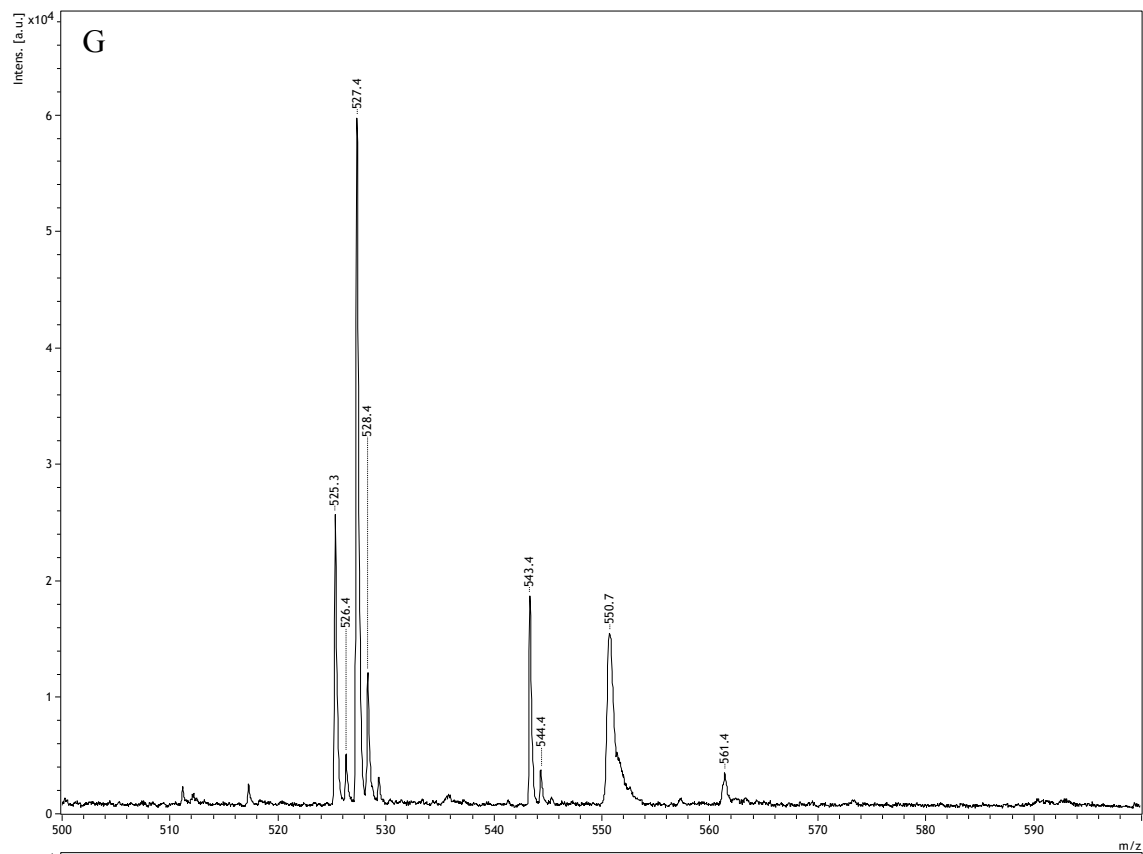


Figure S5. Initial-rate kinetics. Initial-rate values were measured in triplicate at each substrate concentration. Individual k_{cat} and K_m values were derived by non-linear fitting of the standard Michaelis-Menten or substrate-inhibition (veratryl alcohol) equations to the data using OriginLab 9.55. For substrates that did not display saturation kinetics, composite k_{cat}/K_m values were calculated from the slope of linear fits. Individual substrates are indicated in the x-axis labels of Panels A-N for *CgrAAO*-WT; A'-N' for *CgrAAO*-Y334W and A''-N'' for *CgrAAO*-Y334F.









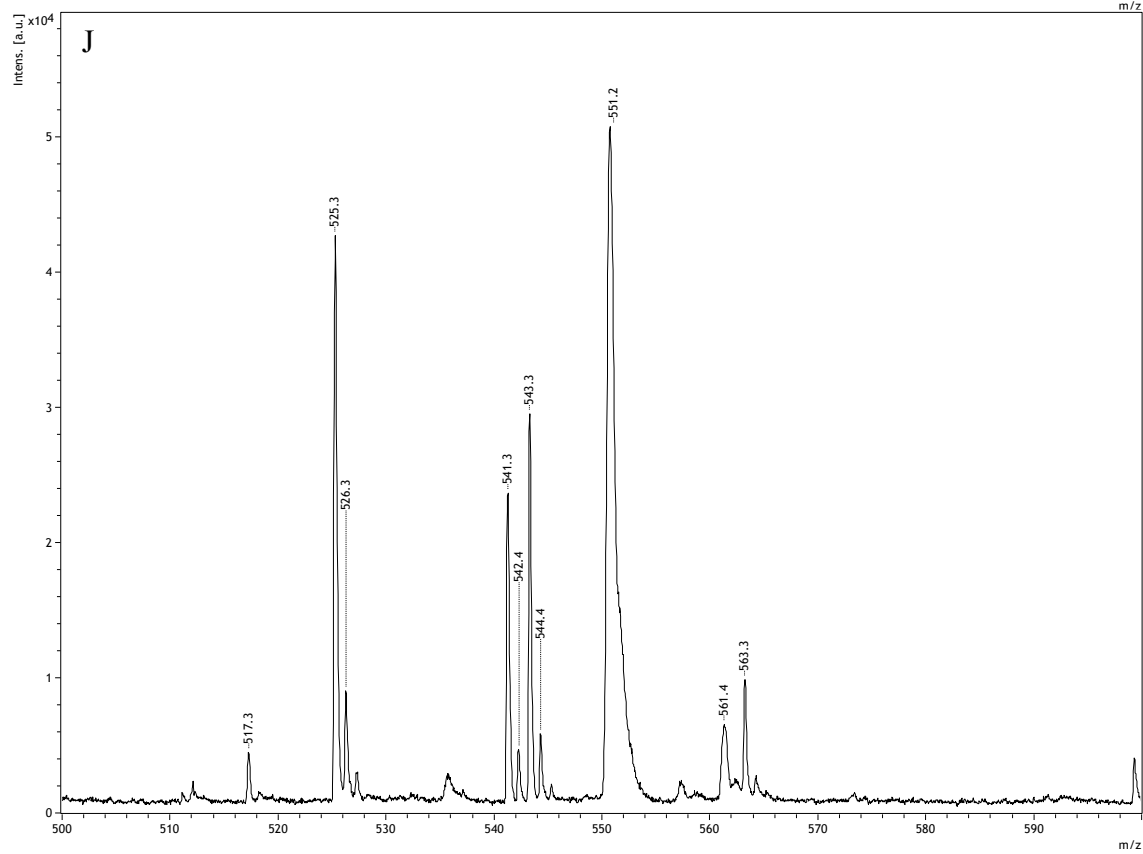
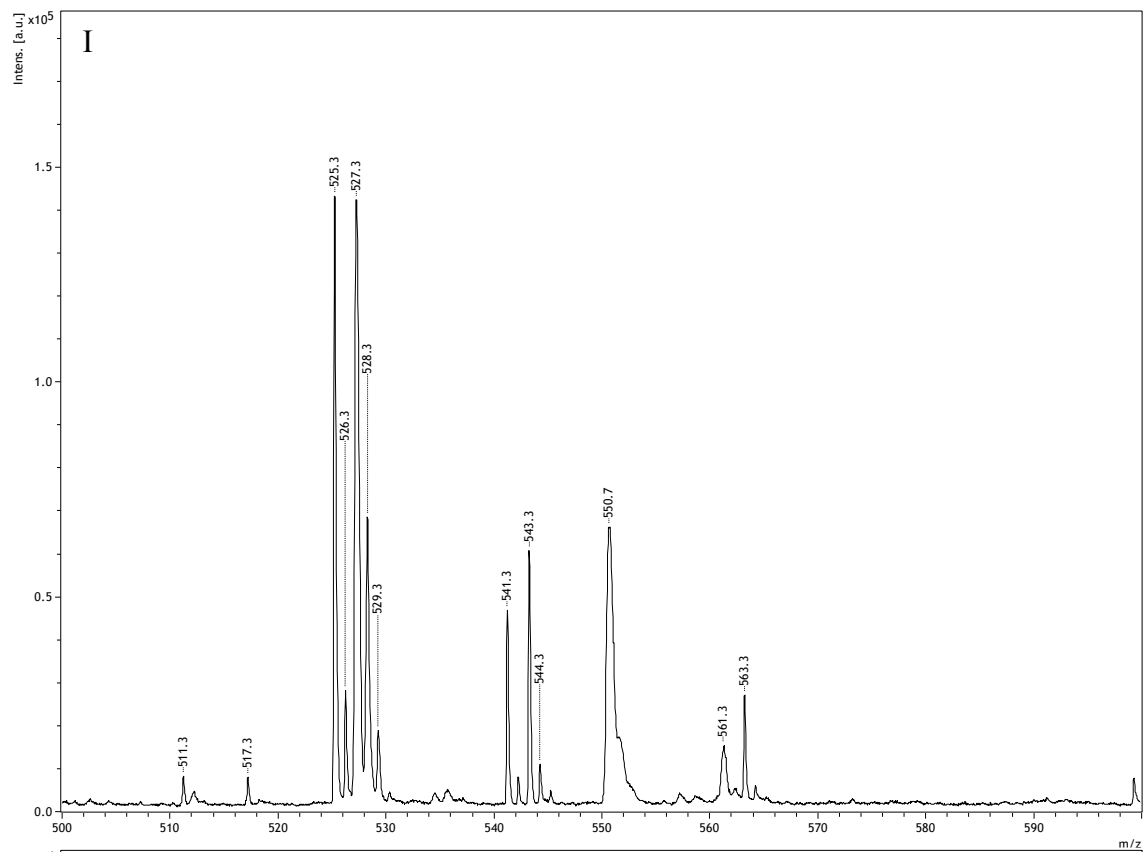


Figure S6. Time course analysis of raffinose oxidation by *Cgr*AAO by MALDI-TOF. (A-E) 10 mM raffinose incubated with 1 U of HRP/mg of substrate and 115 U of catalase/mg substrate at times 0 h (A), 2 h (B), 4 h (C), 8 h (D) and 16 h (E). (F-J) 10 mM raffinose incubated with 1 U of HRP/mg of substrate, 115 U of catalase/mg substrate and 200 μ g of *Cgr*AAO at times 0 h (F), 2 h (G), 4 h (H), 8 h (I) and 16 h (J). m/z 527.3 = raffinose sodium adduct, m/z 525.3 = raffinose aldehyde product sodium adduct, m/z = 543.3 raffinose aldehyde product in hydrate form sodium adduct, m/z = 541.3 uronic acid derivative sodium adduct. The identity of the broad peak at m/z = 550.7 is unknown.

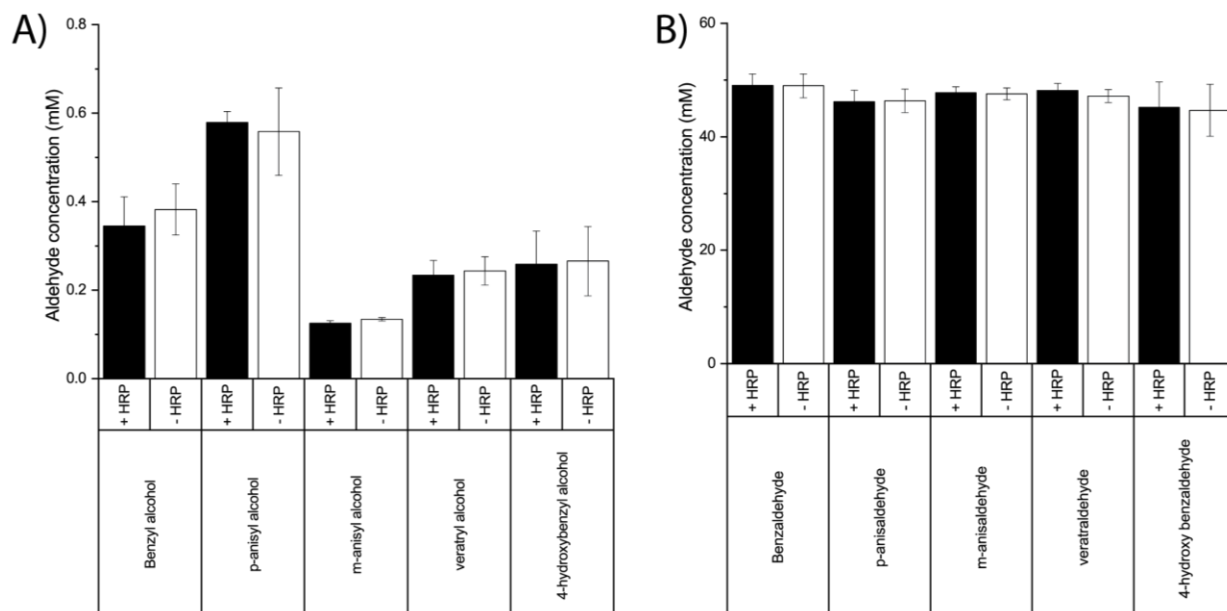


Figure S7. Aldehyde detection by Purpald. (A) 50 mM aryl alcohol incubated with 10 mM H₂O₂ in presence or absence of 2.3 μM HRP for 15 minutes. (B) 50 mM aryl aldehyde incubated with 10 mM H₂O₂ in presence or absence of 2.3 μM HRP for 15 minutes. Standard curves for each aromatic aldehyde made between 20 mM and 100 μM gave a linear response ($r^2 > 0.99$) with a limit of detection of 50 μM.

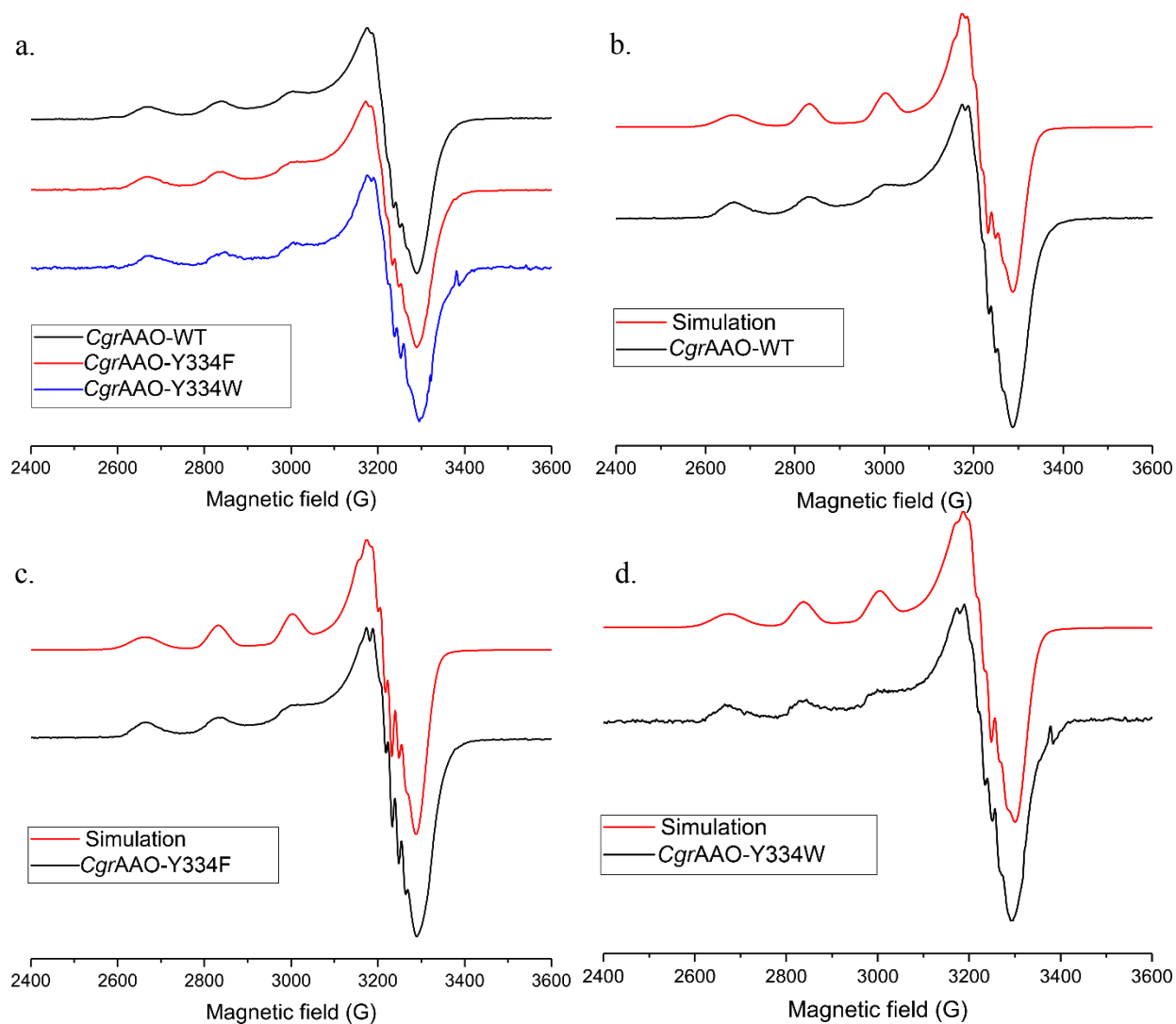


Figure S8: Continuous wave X band frozen solution spectra of *CgrAAO*_(AA5_2)-WT, -Y334F and -Y334W collected in 100 mM Na phosphate buffer pH 7.0 without (a) and with 10% (v/v) glycerol (b, c, d). Simulations of the experimental data for *CgrAAO*-WT (b), *CgrAAO*-Y334F (c) and *CgrAAO*-Y334W (d) are shown in red.

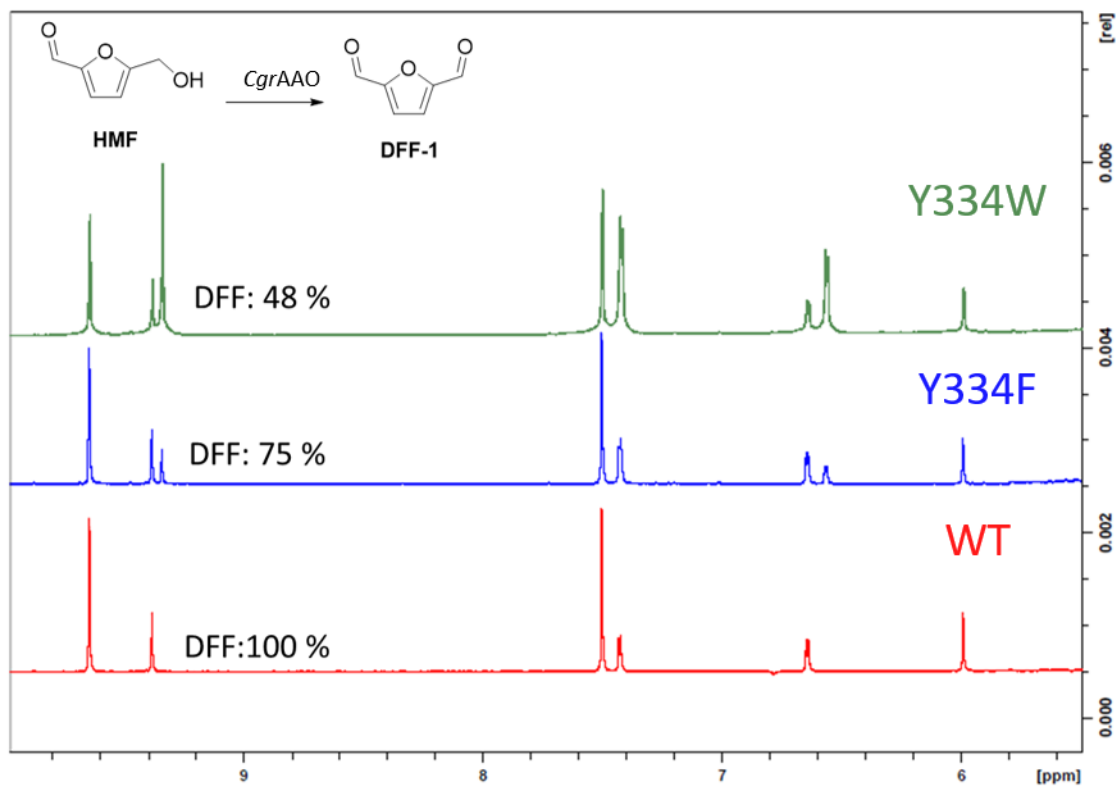


Figure S9. ^1H NMR spectra (400 MHz, 1:9 D_2O :phosphate buffer, 20 mM, pH 7) showing product profiles for the oxidation of 20 mM HMF by *CgrAAO* wild type and variants, as indicated.

Supporting References

1. Dijkman, W. P.; Fraaije, M. W., Discovery and Characterization of a 5-Hydroxymethylfurfural Oxidase from *Methylovorus* sp. Strain MP688. *Appl. Environ. Microbiol.* **2014**, *80*, 1082-1090.
2. Carro, J.; Ferreira, P.; Rodríguez, L.; Prieto, A.; Serrano, A.; Balcells, B.; Ardá, A.; Jiménez-Barbero, J.; Gutiérrez, A.; Ullrich, R., 5- Hydroxymethylfurfural Conversion by Fungal Aryl- Alcohol Oxidase and Unspecific Peroxygenase. *FEBS J.* **2015**, *282*, 3218-3229.
3. Kadowaki, M.; Godoy, M.; Kumagai, P.; Costa-Filho, A.; Mort, A.; Prade, R.; Polikarpov, I., Characterization of a New Glyoxal Oxidase from the Thermophilic Fungus *Myceliophthora thermophila* M77: Hydrogen Peroxide Production Retained in 5-Hydroxymethylfurfural Oxidation. *Catalysts* **2018**, *8*, 476.
4. Daou, M.; Yassine, B.; Wikee, S.; Record, E.; Duprat, F.; Bertrand, E.; Faulds, C. B., *Pycnoporus cinnabarinus* Glyoxal Oxidases Display Differential Catalytic Efficiencies on 5-Hydroxymethylfurfural and its Oxidized Derivatives. *Fungal Biol. Biotechnol.* **2019**, *6*, 4.
5. Abbott, D. W.; Eirín-López, J. M.; Boraston, A. B., Insight into Ligand Diversity and Novel Biological Roles for Family 32 Carbohydrate-Binding Modules. *Mol. Biol. Evol.* **2007**, *25*, 155-167.
6. Tordai, H.; Bányai, L.; Patthy, L., The PAN Module: the N- Terminal Domains of Plasminogen and Hepatocyte Growth Factor are Homologous with the Apple Domains of the

Prekallikrein Family and with a Novel Domain Found in Numerous Nematode Proteins. *FEBS Lett.* **1999**, *461*, 63-67.

7. Oide, S.; Tanaka, Y.; Watanabe, A.; Inui, M., Carbohydrate-Binding Property of a Cell Wall Integrity and Stress Response Component (WSC) Domain of an Alcohol Oxidase from the Rice Blast Pathogen *Pyricularia oryzae*. *Enzyme Microb. Technol.* **2019**, *125*, 13-20.